

# BRIGGS

EQUIPMENT

# NW200

Wednesday 8<sup>th</sup> – Saturday 11<sup>th</sup> May 2024

promoted by  
Coleraine & District Motor Club

[www.northwest200.org](http://www.northwest200.org)



## SUPERBIKE



Causeway  
Coast & Glens  
Borough Council



TOURISM  
NORTHERN  
IRELAND



# The Triangle Circuit 8.970 miles



## MOST WINS at NORTH WEST 200 at the start of the meeting

Alastair Seeley	29	2008 - 23	(Supersport – 13, Superstock – 12, Superbike – 4)
Robert Dunlop	15	1986 - 06	(125 – 5, 250 – 4, 350 – 1, Superbike – 5)
Michael Rutter	14	1997 - 17	(Supertwin – 1, Supersport – 2, Prod'n/S'tock – 2, Superbike – 9)
Joey Dunlop	13	1979 - 88	(250 – 1, 500 – 1, Production 750 – 2, Superbike – 9)
Phillip McCallen	11	1991 - 97	(250 – 2, 400 – 1, Supersport – 4, Superbike – 4)
Bruce Anstey (NZ)	10	2002 - 14	(Supersport – 5, Production/Superstock – 4, Superbike – 1)
Tony Rutter	9	1973 - 82	(250 – 2, 350 – 5, 500 – 1, Superbike – 1)
Ian Lougher	8	1991 - 05	(125 – 5, 250 – 1, Supersport – 1, Superstock – 1)
Steve Plater	8	2006 - 09	(Supersport – 3, Superbike – 5)
Glenn Irwin	8	2017 - 23	(Superbike – 8)
Steven Cull	6	1980 - 88	(250 – 3, 350 – 1, Superbike – 2)
John McGuinness	6	2000 - 12	(250 – 1, 400 – 1, Supersport – 1, Superbike – 3)
Arthur Wheeler	5	1951 - 62	(250 – 5)
Tommy Robb	5	1959 - 65	(125 – 1, 250 – 4)
John Williams	5	1974 - 77	(350 – 1, 500 – 2, Superbike – 2)
Mick Grant	5	1975 - 82	(500 – 2, Superbike – 3)
Woolsey Coulter	5	1989 - 98	(250 – 5)
Ian Simpson	5	1995 - 98	(Supersport – 1, Production – 1, Superbike – 3)
Ryan Farquhar	5	2003 - 15	(Supertwin – 2, Supersport – 3)
Michael Dunlop	5	2008 - 16	(250 – 1, Supersport – 1, Superstock – 1, Superbike – 2)
Lee Johnston	5	2014 - 22	(Supertwin – 2, Supersport – 2, Superstock – 1)
Ernie Nott	4	1929 - 32	(500 – 4)
Jimmie Guthrie	4	1934 - 37	(500 – 4)
Bob McIntyre	4	1953 - 61	(350 – 2, 500 – 2)
Eddie Laycock	4	1986 - 90	(250 – 4)
David Jefferies	4	1999 - 02	(Supersport – 1, Superbike – 3)
William Dunlop	4	2009 - 14	(125 – 1, 250 – 1, Supersport – 1, Superbike – 1)
Richard Cooper	4	2022 - 23	(Supertwin – 4)

# The Triangle Circuit 8.970 miles

## LAP & RACE RECORDS & BEST SECTORS ANALYSIS (RACE & QUALIFYING) at the start of the meeting

<b>SUPERTWIN</b>	<b>Name</b>	<b>Machine</b>	<b>Laps</b>	<b>m</b>	<b>s</b>	<b>mph</b>	<b>Session &amp; Year</b>
Lap Record	Richard Cooper	Kawasaki	4	47.065		112.490	Supertwin-2 2022
Best Qualifying Lap	Richard Cooper	Kawasaki	4	49.037		111.723	Tue Qualifying 2023
Best Sector 1	Richard Cooper	Kawasaki	2	08.368		114.042	Supertwin-2 2022
Best Sector 2	Richard Cooper	Kawasaki	1	29.495		123.976	Supertwin-2 2023
Best Sector 3	Lee Johnston	Aprilia	1	06.707		98.302	Supertwin-2 2022
Ideal Lap (sum of best sectors)			4	44.570		113.476	
Difference (Best Lap – Ideal Lap)						2.495	
Race Record	Richard Cooper	Kawasaki	4	19	08.608	112.017	Supertwin-2 2022

<b>SUPERSPORT</b>	<b>Name</b>	<b>Machine</b>	<b>Laps</b>	<b>m</b>	<b>s</b>	<b>mph</b>	<b>Session &amp; Year</b>
Lap Record	Peter Hickman	Triumph	4	33.029		118.273	Supersport-2 2023
Best Qualifying Lap	Alastair Seeley	Yamaha	4	35.624		117.160	Thu Qualifying 2014
Best Sector 1	Richard Cooper	Yamaha	2	01.979		120.016	Supersport-1 2023
Best Sector 2	Richard Cooper	Yamaha	1	25.063		130.435	Supersport-2 2023
Best Sector 3	Peter Hickman	Triumph	1	03.777		102.818	Supersport-2 2023
Ideal Lap (sum of best sectors)			4	30.819		119.238	
Difference (Best Lap – Ideal Lap)						2.210	
Race Record	Lee Johnston	Yamaha	6	27	31.644	117.003	Supersport-2 2022

<b>SUPERSTOCK</b>	<b>Name</b>	<b>Machine</b>	<b>Laps</b>	<b>m</b>	<b>s</b>	<b>mph</b>	<b>Session &amp; Year</b>
Lap Record	Alastair Seeley	BMW	4	19.407		124.484	Superstock-2 2023
Best Qualifying Lap	Alastair Seeley	BMW	4	21.769		123.361	Tue Qualifying 2023
Best Sector 1	Alastair Seeley	BMW	1	55.789		126.432	Superstock-1 2023
Best Sector 2	Alastair Seeley	BMW	1	19.530		139.510	Superstock-2 2023
Best Sector 3	Peter Hickman	BMW	1	02.373		105.132	Superstock-1 2019
Ideal Lap (sum of best sectors)			4	17.692		125.312	
Difference (Best Lap – Ideal Lap)						1.715	
Race Record	Alastair Seeley	BMW	5	21	39.554	123.855	Superstock-1 2023

<b>SUPERBIKE</b>	<b>Name</b>	<b>Machine</b>	<b>Laps</b>	<b>m</b>	<b>s</b>	<b>mph</b>	<b>Session &amp; Year</b>
Lap Record	Peter Hickman	BMW	4	18.753		124.799	Superbike-1 2022
Best Qualifying Lap	Glenn Irwin	Honda	4	20.205		124.102	Thu Qualifying 2022
Best Sector 1	Peter Hickman	BMW	1	55.572		126.669	Superbike-1 2022
Best Sector 2	Alastair Seeley	BMW	1	18.990		140.463	Superbike-2 2023
Best Sector 3	Glenn Irwin	Honda	1	01.941		105.865	Superbike-2 2022
Ideal Lap (sum of best sectors)			4	16.503		125.893	
Difference (Best Lap – Ideal Lap)						2.250	
Race Record	Glenn Irwin	Honda	6	25	59.274	123.935	Superbike-1 2022

<b>Sector</b>	<b>Description</b>	<b>Distance</b>
Sector 1	Finish to Ballysally Roundabout	4.0665 miles
Sector 2	Ballysally Roundabout to Metropole	3.0820 miles
Sector 3	Metropole to Finish	1.8215 miles

## FASTEST SPEED TRAP SPEEDS

<b>Class</b>	<b>Name</b>	<b>Machine</b>	<b>mph</b>	<b>Session &amp; Year</b>
Superbike	Josh Brookes	BMW	212.4	2023 Thu Qualifying
Superbike	Bruce Anstey	Honda	209.8	2016 Superbike-1
Superbike	Alastair Seeley	BMW	209.1	2023 Thu Qualifying
Superbike	Martin Jessopp	Ducati	208	2012 Tue Qualifying
Superbike	Ian Hutchinson	BMW	207.8	2022 Superbike-2
Superbike	Peter Hickman	BMW	207.8	2023 Thu Qualifying
Superstock	Michael Dunlop	Honda	206.5	2023 Superstock-1
Supersport	Richard Cooper	Yamaha	187.0	2023 Supersport-1
Supertwin	Richard Cooper	Kawasaki	170.5	2023 Tue Qualifying

# BRIGGS EQUIPMENT NORTH WEST 200

## SUPERBIKE

Q1: First Qualifying

Wednesday, 08 May 2024



# NW200


Pos	Class	No	Name	Machine / Sponsor	Qualifying Time		Qualifying Speed		Total Laps	Qualifying Laps
					5:09.941	104.187	Best Lap	Speed		
					Time	Behind	Speed	On		
<b>Qualifying Classification</b>										
1	SBK	1	Glenn IRWIN	Ducati - Hager PBM Ducati	4:18.553		124.895	11	11	9
2	SBK	74	Davey TODD	BMW - Milwaukee BMW	4:19.910	1.357	124.243	9	12	11
3	SBK	6	Michael DUNLOP	Honda - MasteMac Honda by Hawk Racing	4:22.814	4.261	122.870	7	9	5
4	SBK	60	Peter HICKMAN	BMW - PHR Performance	4:25.023	6.470	121.846	8	9	7
5	SBK	5	Dean HARRISON	Honda - Honda Racing UK	4:25.219	6.666	121.756	10	12	10
6	SBK	8	Ian HUTCHINSON	Honda - Milenco by Padgett's Motorcycles	4:29.182	10.629	119.963	9	9	8
7	SBK	2	John McGUINNESS	Honda - Honda Racing UK	4:29.706	11.153	119.730	7	9	8
8	SBK	37	James HILLIER	Honda - WTF Racing	4:32.014	13.461	118.714	7	9	8
9	SBK	38	Erno KOSTAMO	BMW - 38 Motorsport ny Penz13	4:32.482	13.929	118.511	8	9	7
10	SBK	24	Conor CUMMINS	Honda - Milenco by Padgett's Motorcycles	4:32.924	14.371	118.319	8	8	6
11	SBK	22	Paul JORDAN	Honda - Jackson Racing by Prosper2 BMW	4:33.970	15.417	117.867	4	10	9
12	SBK	96	Dom HERBERTSON	- Burrows by RK Racing	4:34.977	16.424	117.435	3	7	5
13	SBK	156	Adam McLEAN	Kawasaki - JMCC Roofing Racing	4:35.503	16.950	117.211	6	7	6
14	SBK	65	Michael SWEENEY	BMW - MJR Racing	4:35.728	17.175	117.115	4	5	4
15	SBK	23	David JOHNSON	Kawasaki - Platinum Club Racing Kawasaki	4:36.802	18.249	116.661	8	8	5
16	SBK	7	Sam WEST	BMW - Moto-Hub.co.uk	4:37.136	18.583	116.520	11	12	9
17	SBK	9	Craig NEVE	Honda - Bathams Racing	4:37.433	18.880	116.396	9	10	7
18	SBK	4	Michael RUTTER	BMW - Bathams Racing	4:38.617	20.064	115.901	2	5	3
19	SBK	20	Michael EVANS	Suzuki - Michael Evans Racing	4:38.941	20.388	115.766	6	8	4
20	SBK	18	Lukas MAURER	Yamaha - Maurer Racing	4:38.990	20.437	115.746	8	10	8
21	SBK	15	Nathan HARRISON	Honda - Honda Racing UK	4:40.794	22.241	115.002	10	10	8
22	SBK	66	Ryan GIBSON	BMW - Gibson Motors/A G Wilson	4:42.972	24.419	114.117	9	10	7
23	SBK	111	Brian McCORMACK	BMW - Roadhouse Macau by FHO	4:44.543	25.990	113.487	2	7	5
24	SBK	16	Mike BROWNE	Aprilia - IN Competition	4:44.620	26.067	113.457	4	5	2
25	SBK	91	Julian TRUMMER	Honda - Jackson Racing by Prosper2	4:44.766	26.213	113.398	8	9	5
26	SBK	231	Marcus SIMPSON	Honda - LMR by Jon Cuff Electrical	4:45.119	26.566	113.258	7	8	6
27	SBK	48	Eddy FERRE	BMW - Optimark Road Racing	4:45.202	26.649	113.225	5	7	5
28	SBK	78	Emmet O'GRADY	Honda - TAG Racing	4:46.055	27.502	112.887	5	8	5
29	SBK	36	Jonathan GOETSCHY	BMW - Optimark Road Racing	4:46.658	28.105	112.650	7	8	6
30	SBK	45	James CHAWKE	Suzuki - Chawkie Racing SC	4:47.062	28.509	112.491	7	10	8
31	SBK	46	Anthony REDMOND	BMW - Reds Garage Ltd IOM	4:48.570	30.017	111.904	3	6	5
32	SBK	10	Marty LENNON	Yamaha - ML Designs	4:49.283	30.730	111.628	7	9	6
33	SBK	32	Luca GOTTARDI	BMW - Penz13 Racing Team by Cerin	4:49.706	31.153	111.465	2	8	5
34	SBK	21	Phil STEWART	Honda - Phil Stewart Racing	4:49.823	31.270	111.420	7	8	6
35	SBK	119	Kris DUNCAN	Yamaha - KD/TCC Racing/NSB Contracts	4:49.903	31.350	111.389	10	10	6
36	SBK	56	Ryan WHITEHALL	Yamaha - WR Racing	4:50.057	31.504	111.330	5	7	3
37	SBK	25	Amalric BLANC	Honda - Team B&M / HML	4:50.520	31.967	111.152	5	6	5
38	SBK	174	Laurent HOFFMANN	BMW - Hoffmann by MRP	4:53.679	35.126	109.957	4	5	4
39	SBK	58	Paul WILLIAMS	Yamaha - Lee Williams Motorsports Honda	4:55.027	36.474	109.454	7	8	6
40	SBK	39	Martin MORRIS	BMW - Road's Warrior	4:55.774	37.221	109.178	6	6	4
41	SBK	19	Jean Pierre POLET	Suzuki - Chawkie Racing SC	4:57.336	38.783	108.604	3	7	3
42	SBK	44	Liam CHAWKE	BMW - SDM Racing	5:02.218	43.665	106.850	8	9	7
43	SBK	88	Sean McTAGGART	Yamaha - Kernohan Racing	5:02.725	44.172	106.671	3	4	2
44	SBK	109	Neil KERNOHAN		5:03.475	44.922	106.407	2	3	2

### Non Qualifiers

SBK	43	Sam JOHNSON	Suzuki	5:00.054	41.501	107.621	2	2	<u>1</u>
SBK	93	Paul CRANSTON	Suzuki - P & J Fuel Haulage	5:09.650	51.097	104.285	4	5	<u>1</u>
SBK	55	Donald MacFADYEN	Yamaha - MacFadyen Racing	5:10.548	51.995	103.984	4	8	<u>0</u>
SBK	69	Brad CLARKE	Suzuki - Powerslide Racing Suzuki	5:11.107	52.554	103.797	7	9	<u>0</u>
SBK	54	Paul CASSIDY	Yamaha	5:11.580	53.027	103.640	5	7	<u>0</u>
SBK	85	Olivier LUPBERGER	Yamaha - Team by Heidger Motorsport	5:13.529	54.976	102.995	3	3	<u>0</u>
SBK	143	Stephen DEGNAN	Kawasaki	5:19.160	1:00.607	101.178	6	9	<u>0</u>
SBK	90	Craig KENNELLY	Kawasaki - Residio Racing	5:19.305	1:00.752	101.132	10	10	<u>0</u>
SBK	12	Kevin KEYES	Yamaha - Daracore Racing	5:22.282	1:03.729	100.198	2	2	<u>0</u>
SBK	64	Don GILBERT	Suzuki - Gorilla Racing	6:57.281	2:38.728	77.387	1	1	<u>0</u>

Provisional result to be confirmed by the Stewards of the Meeting subject to completion of technical inspections & the time limit for protests

Page 1 / 1

Circuit	<b>The Triangle</b>	Signed	Organising Club
Length(miles)	<b>8.9700</b> <b>Lap 1 (8.8300)</b>	 Chief Timekeeper	Qualifying Started <b>10:57</b>
Weather	<b>Bright</b>	Issued At:    12:06	
Track	<b>Dry, 25°C</b>		



## SUPERBIKE

Q1: First Qualifying

Wednesday, 08 May 2024

## DETAILED SECTOR ANALYSIS

### Qualifying Classification

Position

**1** 1 Glenn IRWIN

SBK Behind

Best Time **4:18.553** Best Speed **124.895** On **11** Gp

Lap	Lap Time	Lap Speed	Sector 1	Sector 2	Sector 3	Speed Trap
1	4:37.149	114.696		1:30.919	1:06.246	186.0
2	4:26.925	120.978	2:01.437	1:20.711	1:04.777	199.8
3	4:22.781	122.886	1:58.714	1:20.567	1:03.500	200.4
4	4:21.604	123.438	1:58.160	1:19.919	1:03.525	199.8
5	4:41.103	114.876	2:06.068	1:22.469		201.6
6	17:01.064	31.626		1:20.462	1:08.747	199.8
7	4:20.650	123.890	1:57.075	1:19.952	1:03.623	201.6
8	4:20.350	124.033	1:57.155	1:19.353	1:03.842	201.6
9	4:38.493	115.953	2:00.935	1:25.695		199.8
10	6:29.755	82.852		1:21.746	1:05.166	<b>202.2</b>
11	<b>4:18.553</b>	<b>124.895</b>	<b>1:56.757</b>	<b>1:18.708</b>	<b>1:03.088</b>	<b>202.2</b>
<i>Ideal</i>	<i>4:18.553</i>	<i>124.895</i>	<i>1:56.757</i>	<i>1:18.708</i>	<i>1:03.088</i>	<i>202.2</i>

**2** 74 Davey TODD

SBK Behind **1.357**

Best Time **4:19.910** Best Speed **124.243** On **9** Gp

Lap	Lap Time	Lap Speed	Sector 1	Sector 2	Sector 3	Speed Trap
1	4:33.178	116.364		1:23.249	1:08.175	200.4
2	4:28.834	120.119	2:00.278	1:21.891	1:06.665	202.8
3	4:30.766	119.262	1:59.252	1:25.465	1:06.049	200.4
4	4:25.351	121.695	1:59.004	1:21.744	1:04.603	200.4
5	4:25.020	121.847	1:58.223	1:21.903	1:04.894	<b>204.7</b>
6	4:23.316	122.636	1:57.327	1:21.587	1:04.402	202.8
7	4:41.518	114.707	2:03.594	1:27.300		201.6
8	14:04.784	38.225		1:25.435	1:05.534	204.0
9	<b>4:19.910</b>	<b>124.243</b>	<b>1:56.233</b>	1:20.569	<b>1:03.108</b>	<b>204.7</b>
10	4:30.455	119.399	2:01.763	1:22.528	1:06.164	201.6
11	4:20.170	124.119	1:56.633	<b>1:20.340</b>	1:03.197	204.0
12	4:44.683	113.431	1:59.209	1:31.689		201.0
<i>Ideal</i>	<i>4:19.681</i>	<i>124.353</i>	<i>1:56.233</i>	<i>1:20.340</i>	<i>1:03.108</i>	<i>204.7</i>

### Qualifying Classification

Position

**3** 6 Michael DUNLOP

SBK Behind **4.261**

Best Time **4:22.814** Best Speed **122.870** On **7** Gp

Lap	Lap Time	Lap Speed	Sector 1	Sector 2	Sector 3	Speed Trap
1	7:53.721	67.103		1:24.721		197.5
2	11:10.661	48.150		1:33.987	1:11.374	199.2
3	4:29.344	119.891	2:01.687	1:22.103	1:05.554	185.0
4	4:31.128	119.102	1:59.931	1:21.784		198.6
5	12:00.304	44.831		1:22.318		198.6
6	8:21.280	64.419		1:22.150	1:07.726	198.6
7	<b>4:22.814</b>	<b>122.870</b>	<b>1:58.127</b>	<b>1:20.437</b>	<b>1:04.250</b>	<b>201.0</b>
8	4:40.110	115.283	2:04.708	1:25.964	1:09.438	197.5
9	4:24.545	122.066	1:58.317	1:21.567	1:04.661	198.6
<i>Ideal</i>	<i>4:22.814</i>	<i>122.870</i>	<i>1:58.127</i>	<i>1:20.437</i>	<i>1:04.250</i>	<i>201.0</i>

**4** 60 Peter HICKMAN

SBK Behind **6.470**

Best Time **4:25.023** Best Speed **121.846** On **8** Gp

Lap	Lap Time	Lap Speed	Sector 1	Sector 2	Sector 3	Speed Trap
1	4:55.698	107.502		1:25.075	1:07.739	<b>199.2</b>
2	4:32.609	118.455	2:02.227	1:23.964	1:06.418	196.9
3	4:30.482	119.387	2:01.474	1:23.236	1:05.772	195.7
4	4:41.510	114.710	2:03.831	1:23.927		198.0
5	19:50.456	27.126		1:23.106		196.9
6	7:38.548	70.422		1:23.586	1:05.376	197.5
7	4:27.739	120.610	2:01.089	1:21.952	1:04.698	195.2
8	<b>4:25.023</b>	<b>121.846</b>	<b>1:59.420</b>	<b>1:21.769</b>	<b>1:03.834</b>	198.0
9	5:07.503	105.014	2:06.758	1:31.144		190.7
<i>Ideal</i>	<i>4:25.023</i>	<i>121.846</i>	<i>1:59.420</i>	<i>1:21.769</i>	<i>1:03.834</i>	<i>199.2</i>

## SUPERBIKE

Q1: First Qualifying

Wednesday, 08 May 2024

## DETAILED SECTOR ANALYSIS

### Qualifying Classification

Position

**5** 5 Dean HARRISON

SBK Behind 6.666

Best Time 4:25.219 Best Speed 121.756 On 10 Gp

Lap	Lap Time	Lap Speed	Sector 1	Sector 2	Sector 3	Speed Trap
1	4:34.235	115.915		1:24.122	1:09.289	198.6
2	4:42.514	114.302	2:03.087	1:32.462	1:06.965	191.3
3	4:30.908	119.199	2:01.245	1:24.226	1:05.437	175.8
4	4:45.499	113.107	2:08.070	1:27.364		178.1
5	7:51.041	68.555		1:22.632	1:06.296	190.7
6	4:28.019	120.484	2:00.417	1:22.877	1:04.725	196.3
7	4:27.932	120.523	1:59.941	1:23.154	1:04.837	195.2
8	4:36.616	116.739	2:04.600	1:23.805		194.0
9	9:05.416	59.206		1:22.250	1:04.503	196.9
10	4:25.219	121.756	1:59.149	1:21.869	1:04.201	196.9
11	4:25.312	121.713	1:58.812	1:21.839	1:04.661	195.2
12	4:29.393	119.869	1:59.527	1:21.719		195.7
<i>Ideal</i>	4:24.732	121.980	1:58.812	1:21.719	1:04.201	198.6

**6** 8 Ian HUTCHINSON

SBK Behind 10.629

Best Time 4:29.182 Best Speed 119.963 On 9 Gp

Lap	Lap Time	Lap Speed	Sector 1	Sector 2	Sector 3	Speed Trap
1	4:56.947	107.049		1:27.036	1:09.811	195.7
2	4:38.504	115.948	2:05.212	1:25.460	1:07.832	194.0
3	4:36.496	116.790	2:04.623	1:24.414	1:07.459	201.0
4	4:33.338	118.139	2:03.278	1:23.284	1:06.776	202.2
5	4:44.990	113.309	2:04.618	1:26.132		204.0
6	25:19.892	21.246		1:23.789	1:06.893	202.2
7	4:32.149	118.656	2:02.587	1:23.673	1:05.889	202.2
8	4:31.305	119.025	2:01.671	1:23.547	1:06.087	201.0
9	4:29.182	119.963	2:00.936	1:22.650	1:05.596	204.7
<i>Ideal</i>	4:29.182	119.963	2:00.936	1:22.650	1:05.596	204.7

### Qualifying Classification

Position

**7** 2 John McGUINNESS

SBK Behind 11.153

Best Time 4:29.706 Best Speed 119.730 On 7 Gp

Lap	Lap Time	Lap Speed	Sector 1	Sector 2	Sector 3	Speed Trap
1	4:36.363	115.023		1:25.193	1:07.500	189.1
2	4:36.784	116.669	2:03.963	1:24.803		190.2
3	5:08.646	104.625		1:23.828	1:06.190	192.9
4	4:31.187	119.077	2:01.554	1:23.989	1:05.644	194.6
5	4:46.804	112.593	2:06.756	1:25.623		151.0
6	18:38.913	28.860		1:25.487	1:06.257	195.2
7	4:29.706	119.730	2:01.052	1:23.649	1:05.005	194.6
8	4:38.281	116.041	2:00.445	1:23.305	1:14.531	193.5
9	4:51.828	110.654	2:08.671	1:26.863		177.7
<i>Ideal</i>	4:28.755	120.154	2:00.445	1:23.305	1:05.005	195.2

**8** 37 James HILLIER

SBK Behind 13.461

Best Time 4:32.014 Best Speed 118.714 On 7 Gp

Lap	Lap Time	Lap Speed	Sector 1	Sector 2	Sector 3	Speed Trap
1	4:51.190	109.166		1:30.984	1:09.284	186.0
2	4:38.203	116.074	2:05.535	1:26.355	1:06.313	192.4
3	4:35.968	117.014	2:03.721	1:24.290	1:07.957	193.5
4	4:33.506	118.067	2:02.075	1:23.839	1:07.592	194.6
5	4:52.670	110.336	2:10.106	1:28.209		192.4
6	22:15.523	24.179		1:24.764	1:10.680	190.7
7	4:32.014	118.714	2:01.767	1:23.746	1:06.501	192.9
8	4:39.314	115.612	2:01.956	1:26.454	1:10.904	192.4
9	4:42.014	114.505	2:05.414	1:25.446		192.4
<i>Ideal</i>	4:31.826	118.797	2:01.767	1:23.746	1:06.313	194.6

## SUPERBIKE

Q1: First Qualifying

Wednesday, 08 May 2024

### DETAILED SECTOR ANALYSIS

#### Qualifying Classification

Position

<b>9</b>	<b>38 Erno KOSTAMO</b>	SBK	Behind	<b>13.929</b>		
Best Time	<b>4:32.482</b>	Best Speed	<b>118.511</b>	On 8 Gp		
Lap	Lap Time	Lap Speed	Sector 1	Sector 2	Sector 3	Speed Trap
1	7:20.140	72.222		1:41.614	1:10.387	162.6
2	4:43.203	114.024	2:05.915	1:27.282	1:10.006	193.5
3	4:40.344	115.187	2:06.561	1:26.811	1:06.972	<b>194.6</b>
4	4:42.204	114.428	2:05.638	1:25.251		188.6
5	21:14.775	25.332		1:25.793	1:08.461	190.7
6	4:34.041	117.836	2:03.472	1:24.237	1:06.332	180.0
7	4:40.161	115.262	2:06.772	1:25.676	1:07.713	184.5
8	<b>4:32.482</b>	<b>118.511</b>	<b>2:03.007</b>	<b>1:23.544</b>	<b>1:05.931</b>	194.0
9	4:42.386	114.354	2:03.475	1:25.330		183.5
<i>Ideal</i>	<i>4:32.482</i>	<i>118.511</i>	<i>2:03.007</i>	<i>1:23.544</i>	<i>1:05.931</i>	<i>194.6</i>

#### 10 24 Conor CUMMINS

	SBK	Behind	<b>14.371</b>			
Best Time	<b>4:32.924</b>	Best Speed	<b>118.319</b>			
On	8	Gp				
Lap	Lap Time	Lap Speed	Sector 1	Sector 2	Sector 3	Speed Trap
1	5:51.456	90.447			1:11.370	0.0
2	4:44.175	113.634				191.3
3	4:38.067	116.130	2:05.600	1:24.702	1:07.765	0.0
4	4:35.426	117.244	2:04.361	1:23.943	1:07.122	0.0
5	4:33.800	117.940	2:03.107			0.0
6	4:47.677	112.251	2:07.601	1:27.420		191.8
7	26:43.456	20.139		1:25.160	1:06.991	190.7
8	<b>4:32.924</b>	<b>118.319</b>	<b>2:02.649</b>	<b>1:23.693</b>	<b>1:06.582</b>	<b>194.6</b>
<i>Ideal</i>	<i>4:32.924</i>	<i>118.319</i>	<i>2:02.649</i>	<i>1:23.693</i>	<i>1:06.582</i>	<i>194.6</i>

#### Qualifying Classification

Position

<b>11</b>	<b>22 Paul JORDAN</b>	SBK	Behind	<b>15.417</b>		
Best Time	<b>4:33.970</b>	Best Speed	<b>117.867</b>	On 4 Gp		
Lap	Lap Time	Lap Speed	Sector 1	Sector 2	Sector 3	Speed Trap
1	5:01.986	105.263		1:25.546	1:09.234	195.7
2	4:40.430	115.152	2:07.581	1:25.333	1:07.516	186.0
3	4:36.229	116.903	2:03.383	1:24.419	1:08.427	194.6
4	<b>4:33.970</b>	<b>117.867</b>	<b>2:02.884</b>	<b>1:23.847</b>	1:07.239	<b>196.3</b>
5	5:03.932	106.247	2:15.047	1:33.238		158.8
6	17:47.008	30.264		1:29.355	1:10.007	165.0
7	4:42.033	114.497	2:05.189	1:25.964	1:10.880	182.0
8	4:35.863	117.058	2:03.892	1:24.133	1:07.838	186.0
9	4:35.515	117.206	2:03.759	1:25.005	<b>1:06.751</b>	189.7
10	5:05.751	105.615	2:16.264	1:35.455	1:14.032	164.2
<i>Ideal</i>	<i>4:33.482</i>	<i>118.077</i>	<i>2:02.884</i>	<i>1:23.847</i>	<i>1:06.751</i>	<i>196.3</i>

#### 12 96 Dom HERBERTSON

	SBK	Behind	<b>16.424</b>			
Best Time	<b>4:34.977</b>	Best Speed	<b>117.435</b>			
On	3	Gp				
Lap	Lap Time	Lap Speed	Sector 1	Sector 2	Sector 3	Speed Trap
1	17:20.652	30.546		1:32.980	1:10.988	199.2
2	4:39.202	115.658	2:04.562	1:26.157	1:08.483	199.8
3	<b>4:34.977</b>	<b>117.435</b>	2:03.154	1:24.706	1:07.117	<b>201.6</b>
4	4:45.806	112.986	2:04.086	1:25.887		169.2
5	14:36.622	36.837		1:27.310	1:08.161	195.7
6	4:35.903	117.041	2:05.215	<b>1:24.080</b>	<b>1:06.608</b>	200.4
7	4:52.060	110.566	<b>2:02.761</b>	1:26.783		194.6
<i>Ideal</i>	<i>4:33.449</i>	<i>118.091</i>	<i>2:02.761</i>	<i>1:24.080</i>	<i>1:06.608</i>	<i>201.6</i>

#### 13 156 Adam McLEAN

	SBK	Behind	<b>16.950</b>			
Best Time	<b>4:35.503</b>	Best Speed	<b>117.211</b>			
On	6	Gp				
Lap	Lap Time	Lap Speed	Sector 1	Sector 2	Sector 3	Speed Trap
1	4:57.345	106.906		1:27.995	1:09.865	168.3
2	4:39.176	115.669	2:05.466	1:26.510	1:07.200	180.5
3	4:35.882	117.050	2:03.902	1:24.609	1:07.371	<b>191.3</b>
4	4:46.268	112.803	<b>2:03.320</b>	1:25.260		<b>191.3</b>
5	36:07.335	14.899		<b>1:24.380</b>	<b>1:06.931</b>	189.1
6	<b>4:35.503</b>	<b>117.211</b>	2:03.959	1:24.530	1:07.014	190.2
7	5:02.292	106.824	2:12.006	1:36.254		158.1
<i>Ideal</i>	<i>4:34.631</i>	<i>117.583</i>	<i>2:03.320</i>	<i>1:24.380</i>	<i>1:06.931</i>	<i>191.3</i>

## SUPERBIKE

Q1: First Qualifying

Wednesday, 08 May 2024

### DETAILED SECTOR ANALYSIS

#### Qualifying Classification

Position

<b>14</b>	<b>65 Michael SWEENEY</b>	SBK	Behind	<b>17.175</b>		
Best Time	<b>4:35.728</b>	Best Speed	<b>117.115</b>	On <b>4</b> Gp		
Lap	Lap Time	Lap Speed	Sector 1	Sector 2	Sector 3	Speed Trap
1	5:34.989	94.893	1:29.431	1:11.035	151.0	
2	4:43.818	113.777	2:05.795	1:27.000	1:11.023	187.0
3	4:39.197	115.660	2:05.253	1:25.890	1:08.054	<b>189.1</b>
4	<b>4:35.728</b>	<b>117.115</b>	<b>2:04.083</b>	<b>1:24.536</b>	<b>1:07.109</b>	186.0
5	4:56.186	109.026	2:07.013	1:27.748		180.0
<i>Ideal</i>	<i>4:35.728</i>	<i>117.115</i>	<i>2:04.083</i>	<i>1:24.536</i>	<i>1:07.109</i>	<i>189.1</i>

#### 15 23 David JOHNSON

	SBK	Behind	<b>18.249</b>			
Best Time	<b>4:36.802</b>	Best Speed	<b>116.661</b>			
	On <b>8</b>	Gp				
Lap	Lap Time	Lap Speed	Sector 1	Sector 2	Sector 3	Speed Trap
1	7:14.632	73.138	1:29.945			159.9
2	14:33.823	36.955	1:28.601	1:10.386		184.0
3	4:42.773	114.198	2:07.856	1:26.772	1:08.145	<b>194.6</b>
4	4:54.661	109.590	2:12.864	1:29.789		181.0
5	16:52.731	31.886	1:29.605	1:09.515		190.7
6	4:40.156	115.264	2:06.700	1:25.576	1:07.880	192.4
7	5:09.112	104.467	2:13.673	1:47.455	1:07.984	180.5
8	<b>4:36.802</b>	<b>116.661</b>	<b>2:05.130</b>	<b>1:24.870</b>	<b>1:06.802</b>	192.4
<i>Ideal</i>	<i>4:36.802</i>	<i>116.661</i>	<i>2:05.130</i>	<i>1:24.870</i>	<i>1:06.802</i>	<i>194.6</i>

#### 16 7 Sam WEST

	SBK	Behind	<b>18.583</b>			
Best Time	<b>4:37.136</b>	Best Speed	<b>116.520</b>			
	On <b>11</b>	Gp				
Lap	Lap Time	Lap Speed	Sector 1	Sector 2	Sector 3	Speed Trap
1	5:16.963	100.289	1:29.575	1:12.241		194.0
2	5:03.472	106.408	2:22.359	1:28.299	1:12.814	193.5
3	4:51.939	110.612	2:08.529	1:27.814		194.6
4	7:40.163	70.175	1:28.159	1:10.406		193.5
5	4:43.161	114.041	2:06.418	1:27.177	1:09.566	192.9
6	4:42.573	114.278	2:06.310	1:26.875	1:09.388	192.4
7	4:55.317	109.347	2:11.583	1:30.984	1:12.750	192.9
8	4:39.364	115.591	2:05.644	1:25.980	1:07.740	194.0
9	4:52.878	110.258	2:05.200	<b>1:24.993</b>		191.8
10	8:03.963	66.724	1:30.919	1:11.495		191.8
11	<b>4:37.136</b>	<b>116.520</b>	<b>2:04.665</b>	1:25.050	<b>1:07.421</b>	<b>196.3</b>
12	4:51.784	110.671	2:07.256	1:33.669	1:10.859	190.7
<i>Ideal</i>	<i>4:37.079</i>	<i>116.544</i>	<i>2:04.665</i>	<i>1:24.993</i>	<i>1:07.421</i>	<i>196.3</i>

#### Qualifying Classification

Position

<b>17</b>	<b>9 Craig NEVE</b>	SBK	Behind	<b>18.880</b>		
Best Time	<b>4:37.433</b>	Best Speed	<b>116.396</b>	On <b>9</b> Gp		
Lap	Lap Time	Lap Speed	Sector 1	Sector 2	Sector 3	Speed Trap
1	5:01.476	105.441	1:26.534	1:09.672		196.3
2	4:43.471	113.916	2:06.545	1:24.991		195.2
3	9:25.094	57.144	1:26.601	1:09.894		177.7
4	4:46.479	112.720	2:07.522	1:26.680	1:12.277	191.3
5	4:41.372	114.766	2:06.599	1:25.544	1:09.229	191.8
6	4:40.350	115.185	2:05.524	1:25.725	1:09.101	193.5
7	4:51.699	110.703	2:14.893	1:25.018		191.3
8	15:52.844	33.890	1:35.786	1:08.738		192.9
9	<b>4:37.433</b>	<b>116.396</b>	2:05.533	1:24.374	<b>1:07.526</b>	194.6
10	5:20.202	100.849	<b>2:05.339</b>	<b>1:24.297</b>		<b>196.9</b>
<i>Ideal</i>	<i>4:37.162</i>	<i>116.509</i>	<i>2:05.339</i>	<i>1:24.297</i>	<i>1:07.526</i>	<i>196.9</i>

#### 18 4 Michael RUTTER

	SBK	Behind	<b>20.064</b>			
Best Time	<b>4:38.617</b>	Best Speed	<b>115.901</b>			
	On <b>2</b>	Gp				
Lap	Lap Time	Lap Speed	Sector 1	Sector 2	Sector 3	Speed Trap
1	4:40.610	113.282		<b>1:25.894</b>	1:08.451	195.2
2	<b>4:38.617</b>	<b>115.901</b>	<b>2:03.998</b>	1:26.533	<b>1:08.086</b>	<b>196.9</b>
3	4:45.554	113.085	2:04.236	1:27.861		186.5
4	15:36.904	34.467		1:32.117		173.1
5	26:10.204	20.565		1:33.677		163.8
<i>Ideal</i>	<i>4:37.978</i>	<i>116.167</i>	<i>2:03.998</i>	<i>1:25.894</i>	<i>1:08.086</i>	<i>196.9</i>

#### 19 20 Michael EVANS

	SBK	Behind	<b>20.388</b>			
Best Time	<b>4:38.941</b>	Best Speed	<b>115.766</b>			
	On <b>6</b>	Gp				
Lap	Lap Time	Lap Speed	Sector 1	Sector 2	Sector 3	Speed Trap
1	4:55.300	107.646		1:28.224	1:12.069	180.0
2	4:46.234	112.817	2:07.353	1:27.106		183.0
3	8:57.140	60.118		1:27.181	1:09.108	191.3
4	4:43.852	113.764	2:06.709	1:25.354		191.3
5	14:40.501	36.675		1:25.651	1:07.411	191.8
6	<b>4:38.941</b>	<b>115.766</b>	<b>2:05.251</b>	1:25.654	1:08.036	190.2
7	5:31.533	97.402	2:08.638	1:47.200		189.7
8	12:17.348	43.795		<b>1:24.353</b>	<b>1:06.761</b>	<b>192.4</b>
<i>Ideal</i>	<i>4:36.365</i>	<i>116.845</i>	<i>2:05.251</i>	<i>1:24.353</i>	<i>1:06.761</i>	<i>192.4</i>

## SUPERBIKE

Q1: First Qualifying

Wednesday, 08 May 2024

## DETAILED SECTOR ANALYSIS

### Qualifying Classification

Position

**20** 18 Lukas MAURER

SBK Behind 20.437

Best Time 4:38.990 Best Speed 115.746 On 8 Gp

Lap	Lap Time	Lap Speed	Sector 1	Sector 2	Sector 3	Speed Trap
1	5:35.950	94.621	1:30.445	1:10.784	149.6	
2	4:46.910	112.551	2:08.876	1:28.333	1:09.701	181.5
3	4:44.955	113.323	2:08.904	1:27.482	1:08.569	182.5
4	4:42.772	114.198	2:06.459	1:26.265	1:10.048	184.0
5	4:43.967	113.717	2:06.577	1:27.505	1:09.885	184.5
6	4:48.844	111.797	2:07.942	1:27.788		184.5
7	18:56.880	28.404	1:25.911	1:07.458	177.2	
8	4:38.990	115.746	2:06.399	1:25.685	1:06.906	182.0
9	4:44.044	113.687	2:08.147	1:26.520	1:09.377	179.5
10	4:56.467	108.923	2:07.281	1:36.561	177.2	
<i>Ideal</i>	4:38.990	115.746	2:06.399	1:25.685	1:06.906	184.5

### Qualifying Classification

Position

**22** 66 Ryan GIBSON

SBK Behind 24.419

Best Time 4:42.972 Best Speed 114.117 On 9 Gp

Lap	Lap Time	Lap Speed	Sector 1	Sector 2	Sector 3	Speed Trap
1	7:46.655	68.119		1:28.568	1:12.241	184.0
2	5:09.826	104.226	2:11.254	1:44.745	1:13.827	183.5
3	4:49.886	111.396	2:11.282	1:28.513	1:10.091	174.9
4	4:45.590	113.071	2:07.634	1:28.602	1:09.354	180.5
5	5:01.556	107.085	2:11.939	1:32.443		173.1
6	13:38.310	39.462		1:29.009	1:09.914	181.5
7	4:45.033	113.292	2:08.183	1:27.874	1:08.976	184.5
8	4:45.849	112.969	2:08.401	1:28.229	1:09.219	187.0
9	4:42.972	114.117	2:06.798	1:27.768	1:08.406	185.0
10	5:28.459	98.314	2:11.113	1:33.681		183.0
<i>Ideal</i>	4:42.972	114.117	2:06.798	1:27.768	1:08.406	187.0

**21** 15 Nathan HARRISON

SBK Behind 22.241

Best Time 4:40.794 Best Speed 115.002 On 10 Gp

Lap	Lap Time	Lap Speed	Sector 1	Sector 2	Sector 3	Speed Trap
1	5:37.054	94.311		1:29.747	1:11.411	148.3
2	4:46.440	112.736	2:08.480	1:28.160	1:09.800	182.5
3	4:43.963	113.719	2:07.114	1:26.516	1:10.333	191.3
4	4:42.829	114.175	2:06.026	1:26.478	1:10.325	192.4
5	4:47.301	112.398	2:06.230	1:27.615		196.3
6	17:04.477	31.520		1:27.262	1:08.942	188.1
7	4:42.078	114.479	2:06.543	1:25.899	1:09.636	190.7
8	4:40.989	114.923	2:05.182	1:26.101	1:09.706	190.7
9	4:40.919	114.951	2:05.403	1:26.967	1:08.549	190.7
10	4:40.794	115.002	2:06.041	1:25.977	1:08.776	171.3
<i>Ideal</i>	4:39.630	115.481	2:05.182	1:25.899	1:08.549	196.3

**23** 111 Brian McCORMACK

SBK Behind 25.990

Best Time 4:44.543 Best Speed 113.487 On 2 Gp

Lap	Lap Time	Lap Speed	Sector 1	Sector 2	Sector 3	Speed Trap
1	5:01.257	105.518		1:28.607	1:10.033	181.5
2	4:44.543	113.487	2:08.185	1:27.612	1:08.746	189.1
3	4:46.091	112.873	2:08.040	1:27.672		189.1
4	14:54.714	36.092		1:26.663	1:09.356	190.2
5	4:46.112	112.865	2:08.551	1:28.386	1:09.175	189.1
6	4:49.700	111.467	2:08.652	1:29.195		187.6
7	24:41.392	21.798		1:27.239	1:08.030	188.6
<i>Ideal</i>	4:42.733	114.214	2:08.040	1:26.663	1:08.030	190.2

**24** 16 Mike BROWNE

SBK Behind 26.067

Best Time 4:44.620 Best Speed 113.457 On 4 Gp

Lap	Lap Time	Lap Speed	Sector 1	Sector 2	Sector 3	Speed Trap
1	11:33.682	45.825		2:42.919		167.1
2	8:15.864	65.123		1:26.924	1:10.869	189.7
3	4:46.609	112.669	2:05.338	1:30.594	1:10.677	195.7
4	4:44.620	113.457	2:05.595	1:27.335		194.0
5	9:35.536	56.108		1:31.640		163.4
<i>Ideal</i>	4:42.939	114.131	2:05.338	1:26.924	1:10.677	195.7

## SUPERBIKE

Q1: First Qualifying

Wednesday, 08 May 2024

## DETAILED SECTOR ANALYSIS

### Qualifying Classification

Position

<b>25</b>	<b>91 Julian TRUMMER</b>	SBK	Behind	<b>26.213</b>		
Best Time	<b>4:44.766</b>	Best Speed	<b>113.398</b>	On 8 Gp		
Lap	Lap Time	Lap Speed	Sector 1	Sector 2	Sector 3	Speed Trap
1	7:01.279	75.456		1:29.480	1:14.734	168.7
2	4:57.225	108.645	2:13.536	1:29.296	1:14.393	183.0
3	4:59.026	107.991	2:12.697	1:28.433		184.0
4	8:44.980	61.511		1:27.440	1:16.677	185.0
5	4:51.590	110.745	2:10.588	1:27.760		186.5
6	17:38.028	30.521		1:27.885	1:09.932	185.0
7	4:46.190	112.834	2:09.407	1:26.924	1:09.859	185.5
8	<b>4:44.766</b>	<b>113.398</b>	<b>2:08.915</b>	<b>1:26.342</b>	<b>1:09.509</b>	186.0
9	5:18.410	101.416	2:38.458	1:28.729	1:11.223	<b>188.6</b>
<i>Ideal</i>	<i>4:44.766</i>	<i>113.398</i>	<i>2:08.915</i>	<i>1:26.342</i>	<i>1:09.509</i>	<i>188.6</i>

<b>26</b>	<b>231 Marcus SIMPSON</b>	SBK	Behind	<b>26.566</b>		
Best Time	<b>4:45.119</b>	Best Speed	<b>113.258</b>	On 7 Gp		
Lap	Lap Time	Lap Speed	Sector 1	Sector 2	Sector 3	Speed Trap
1	16:48.957	31.506		1:32.195	1:11.743	181.0
2	4:51.485	110.784	2:11.536	1:28.815	1:11.134	186.0
3	4:46.797	112.595	2:09.820	<b>1:26.661</b>	1:10.316	187.0
4	4:50.409	111.195	2:08.459	1:28.162		<b>190.7</b>
5	18:18.689	29.391		1:28.065	1:10.021	189.1
6	4:47.973	112.136	2:09.528	1:28.494	<b>1:09.951</b>	188.1
7	<b>4:45.119</b>	<b>113.258</b>	<b>2:07.885</b>	1:27.181	1:10.053	188.6
8	4:49.106	111.696	2:09.774	1:28.545	1:10.787	188.1
<i>Ideal</i>	<i>4:44.497</i>	<i>113.506</i>	<i>2:07.885</i>	<i>1:26.661</i>	<i>1:09.951</i>	<i>190.7</i>

<b>27</b>	<b>48 Eddy FERRE</b>	SBK	Behind	<b>26.649</b>		
Best Time	<b>4:45.202</b>	Best Speed	<b>113.225</b>	On 5 Gp		
Lap	Lap Time	Lap Speed	Sector 1	Sector 2	Sector 3	Speed Trap
1	7:10.037	73.919		1:30.757	1:11.404	159.9
2	4:53.058	110.190	2:11.912	1:30.602	1:10.544	180.5
3	4:51.114	110.926	2:10.641	1:28.527	1:11.946	184.5
4	4:48.535	111.917	2:10.530	1:28.731	<b>1:09.274</b>	182.5
5	<b>4:45.202</b>	<b>113.225</b>	<b>2:08.032</b>	<b>1:27.647</b>	1:09.523	185.0
6	4:46.581	112.680	2:08.104	1:28.136	1:10.341	<b>188.1</b>
7	5:39.370	95.153	2:23.161	1:53.021		137.4
<i>Ideal</i>	<i>4:44.953</i>	<i>113.324</i>	<i>2:08.032</i>	<i>1:27.647</i>	<i>1:09.274</i>	<i>188.1</i>

### Qualifying Classification

Position

<b>28</b>	<b>78 Emmet O'GRADY</b>	SBK	Behind	<b>27.502</b>		
Best Time	<b>4:46.055</b>	Best Speed	<b>112.887</b>	On 5 Gp		
Lap	Lap Time	Lap Speed	Sector 1	Sector 2	Sector 3	Speed Trap
1	9:28.049	55.960		1:32.352	1:15.944	171.3
2	4:53.557	110.002	2:11.663	1:29.522	1:12.372	173.1
3	4:57.308	108.615	2:11.424	1:29.490		180.0
4	18:18.696	29.391		1:30.657	1:11.597	177.7
5	<b>4:46.055</b>	<b>112.887</b>	<b>2:08.171</b>	1:27.839	<b>1:10.045</b>	<b>181.0</b>
6	4:49.963	111.366	2:11.858	1:27.632	1:10.473	171.3
7	4:50.063	111.328	2:11.094	<b>1:27.363</b>	1:11.606	174.0
8	5:19.723	101.000	2:18.547	1:35.782		175.3
<i>Ideal</i>	<i>4:45.579</i>	<i>113.076</i>	<i>2:08.171</i>	<i>1:27.363</i>	<i>1:10.045</i>	<i>181.0</i>

<b>29</b>	<b>36 Jonathan GOETSCHY</b>	SBK	Behind	<b>28.105</b>		
Best Time	<b>4:46.658</b>	Best Speed	<b>112.650</b>	On 7 Gp		
Lap	Lap Time	Lap Speed	Sector 1	Sector 2	Sector 3	Speed Trap
1	7:05.716	74.669		1:31.452	1:15.971	179.1
2	5:02.860	106.624	2:15.909	1:32.793	1:14.158	179.5
3	4:59.884	107.682	2:13.067	1:32.166	1:14.651	174.4
4	4:56.895	108.766	2:13.349	1:30.813	1:12.733	188.6
5	4:54.117	109.793	2:10.584	1:32.099	1:11.434	185.5
6	4:50.514	111.155	2:09.320	1:30.235	1:10.959	176.7
7	<b>4:46.658</b>	<b>112.650</b>	<b>2:08.544</b>	<b>1:28.510</b>	<b>1:09.604</b>	<b>189.7</b>
8	5:15.656	102.301	2:16.984	1:38.825		175.8
<i>Ideal</i>	<i>4:46.658</i>	<i>112.650</i>	<i>2:08.544</i>	<i>1:28.510</i>	<i>1:09.604</i>	<i>189.7</i>

<b>30</b>	<b>45 James CHAWKE</b>	SBK	Behind	<b>28.509</b>		
Best Time	<b>4:47.062</b>	Best Speed	<b>112.491</b>	On 7 Gp		
Lap	Lap Time	Lap Speed	Sector 1	Sector 2	Sector 3	Speed Trap
1	6:19.457	83.772		1:33.874	1:14.809	150.6
2	5:00.089	107.608	2:13.687	1:31.702	1:14.700	180.5
3	4:56.057	109.074	2:13.007	1:30.263	1:12.787	181.0
4	4:51.174	110.903	2:09.935	1:29.852	1:11.387	179.5
5	5:01.334	107.163	2:11.924	1:32.441		171.8
6	18:49.516	28.589		<b>1:29.008</b>	1:09.531	181.5
7	<b>4:47.062</b>	<b>112.491</b>	<b>2:07.788</b>	1:29.047	1:10.227	<b>182.5</b>
8	4:59.149	107.946	2:07.790	1:42.283	<b>1:09.076</b>	181.0
9	4:47.848	112.184	2:08.891	1:29.195	1:09.762	181.0
10	4:47.513	112.315	2:08.601	1:29.175	1:09.737	180.5
<i>Ideal</i>	<i>4:45.872</i>	<i>112.960</i>	<i>2:07.788</i>	<i>1:29.008</i>	<i>1:09.076</i>	<i>182.5</i>

## SUPERBIKE

Q1: First Qualifying

Wednesday, 08 May 2024

## DETAILED SECTOR ANALYSIS

### Qualifying Classification

Position

**31** **46 Anthony REDMOND**

SBK Behind **30.017**

Best Time **4:48.570** Best Speed **111.904** On **3** Gp

Lap	Lap Time	Lap Speed	Sector 1	Sector 2	Sector 3	Speed Trap
1	5:34.209	95.114		1:32.065	1:12.996	175.8
2	4:50.920	111.000	2:10.197	1:29.969	<b>1:10.754</b>	184.0
3	<b>4:48.570</b>	<b>111.904</b>	<b>2:08.618</b>	<b>1:28.375</b>	1:11.577	<b>185.5</b>
4	4:50.060	111.329	2:09.567	1:28.909	1:11.584	183.0
5	4:49.941	111.374	2:09.145	1:29.117	1:11.679	181.5
6	4:50.819	111.038	2:09.517	1:29.054		182.0
<i>Ideal</i>	<i>4:47.747</i>	<i>112.224</i>	<i>2:08.618</i>	<i>1:28.375</i>	<i>1:10.754</i>	<i>185.5</i>

**32** **10 Marty LENNON**

SBK Behind **30.730**

Best Time **4:49.283** Best Speed **111.628** On **7** Gp

Lap	Lap Time	Lap Speed	Sector 1	Sector 2	Sector 3	Speed Trap
1	7:08.128	74.249		1:36.227	1:14.457	173.1
2	5:06.931	105.209	2:17.235	1:33.899		173.1
3	12:05.804	44.491		1:32.073	1:11.587	180.0
4	4:55.579	109.250	2:12.042	1:33.295	1:10.242	<b>183.5</b>
5	4:58.624	108.136	2:10.692	1:32.243		179.1
6	12:11.350	44.154		1:31.179	1:12.672	<b>183.5</b>
7	<b>4:49.283</b>	<b>111.628</b>	<b>2:08.732</b>	1:30.793	<b>1:09.758</b>	181.5
8	4:52.999	110.212	2:11.758	<b>1:30.456</b>	1:10.785	175.3
9	4:57.814	108.430	2:14.896	1:31.876		168.3
<i>Ideal</i>	<i>4:48.946</i>	<i>111.758</i>	<i>2:08.732</i>	<i>1:30.456</i>	<i>1:09.758</i>	<i>183.5</i>

**33** **32 Luca GOTTARDI**

SBK Behind **31.153**

Best Time **4:49.706** Best Speed **111.465** On **2** Gp

Lap	Lap Time	Lap Speed	Sector 1	Sector 2	Sector 3	Speed Trap
1	7:28.885	70.815		1:29.977	1:13.912	181.0
2	<b>4:49.706</b>	<b>111.465</b>	<b>2:10.083</b>	<b>1:28.418</b>	1:11.205	<b>183.0</b>
3	5:02.548	106.733	2:14.376	1:32.248		170.0
4	14:21.938	37.464		1:30.402	1:11.064	174.9
5	4:51.980	110.597	2:11.937	1:30.698	<b>1:09.345</b>	170.9
6	4:52.155	110.530	2:11.472	1:30.493	1:10.190	170.5
7	5:05.318	105.765	2:12.890	1:31.911		169.2
8	11:32.836	46.608		1:31.444		181.5
<i>Ideal</i>	<i>4:47.846</i>	<i>112.185</i>	<i>2:10.083</i>	<i>1:28.418</i>	<i>1:09.345</i>	<i>183.0</i>

### Qualifying Classification

Position

**34** **21 Phil STEWART**

SBK Behind **31.270**

Best Time **4:49.823** Best Speed **111.420** On **7** Gp

Lap	Lap Time	Lap Speed	Sector 1	Sector 2	Sector 3	Speed Trap
1	5:38.549	93.895		1:29.850	1:11.963	172.6
2	4:55.791	109.172	2:12.407	1:31.646	1:11.738	182.0
3	4:54.876	109.510	2:14.401	1:29.652	1:10.823	182.0
4	4:51.684	110.709	2:11.772	1:29.453	1:10.459	179.5
5	4:57.883	108.405	2:12.468	1:30.223		180.0
6	17:01.606	31.609		1:29.757	<b>1:09.760</b>	181.0
7	<b>4:49.823</b>	<b>111.420</b>	<b>2:11.584</b>	<b>1:28.228</b>	1:10.011	183.0
8	4:56.215	109.015	2:12.287	1:28.808		<b>185.0</b>
<i>Ideal</i>	<i>4:49.572</i>	<i>111.516</i>	<i>2:11.584</i>	<i>1:28.228</i>	<i>1:09.760</i>	<i>185.0</i>

**35** **119 Kris DUNCAN**

SBK Behind **31.350**

Best Time **4:49.903** Best Speed **111.389** On **10** Gp

Lap	Lap Time	Lap Speed	Sector 1	Sector 2	Sector 3	Speed Trap
1	6:14.928	84.784		2:12.901	1:15.929	167.9
2	5:04.276	106.127	2:13.968	1:31.655	1:18.653	184.5
3	5:18.062	101.527	2:32.682	1:31.987	1:13.393	180.5
4	5:00.486	107.466	2:13.396	1:32.441		180.0
5	9:27.510	56.901		1:31.101	1:12.121	182.5
6	4:50.882	111.014	2:10.621	1:28.785	1:11.476	182.5
7	4:55.547	109.262	2:12.507	1:30.301		183.0
8	10:40.578	50.411		1:29.719	1:11.067	<b>185.5</b>
9	4:50.062	111.328	2:10.594	1:29.148	<b>1:10.320</b>	181.0
10	<b>4:49.903</b>	<b>111.389</b>	<b>2:10.458</b>	<b>1:28.367</b>	1:11.078	183.5
<i>Ideal</i>	<i>4:49.145</i>	<i>111.681</i>	<i>2:10.458</i>	<i>1:28.367</i>	<i>1:10.320</i>	<i>185.5</i>

**36** **56 Ryan WHITEHALL**

SBK Behind **31.504**

Best Time **4:50.057** Best Speed **111.330** On **5** Gp

Lap	Lap Time	Lap Speed	Sector 1	Sector 2	Sector 3	Speed Trap
1	6:10.201	85.867		1:35.680	1:38.892	155.9
2	5:07.488	105.019	2:15.840	1:32.176		179.1
3	11:46.596	45.701		1:41.105	1:10.726	179.5
4	4:54.266	109.737	2:13.497	1:30.713	1:10.056	<b>184.5</b>
5	<b>4:50.057</b>	<b>111.330</b>	2:10.546	1:29.907	<b>1:09.604</b>	179.5
6	5:12.925	103.194	<b>2:09.961</b>	1:29.460		171.3
7	24:28.200	21.994		<b>1:26.749</b>	1:19.197	179.1
<i>Ideal</i>	<i>4:46.314</i>	<i>112.785</i>	<i>2:09.961</i>	<i>1:26.749</i>	<i>1:09.604</i>	<i>184.5</i>

## SUPERBIKE

Q1: First Qualifying

Wednesday, 08 May 2024

## DETAILED SECTOR ANALYSIS

### Qualifying Classification

Position

<b>37</b>	<b>25 Amalric BLANC</b>	SBK	Behind	<b>31.967</b>		
Best Time	<b>4:50.520</b>	Best Speed	<b>111.152</b>	On 5 Gp		
Lap	Lap Time	Lap Speed	Sector 1	Sector 2	Sector 3	Speed Trap
1	6:38.781	79.713		2:07.017	1:19.564	165.0
2	5:03.734	106.317	2:19.462	1:31.308	1:12.964	177.7
3	4:55.484	109.285	2:14.173	1:30.091	1:11.220	171.8
4	4:53.879	109.882	2:13.704	<b>1:28.963</b>	1:11.212	174.0
5	<b>4:50.520</b>	<b>111.152</b>	<b>2:11.266</b>	1:29.409	<b>1:09.845</b>	<b>185.0</b>
6	5:08.000	104.844	2:17.630	1:34.445		175.8
<i>Ideal</i>	<i>4:50.074</i>	<i>111.323</i>	<i>2:11.266</i>	<i>1:28.963</i>	<i>1:09.845</i>	<i>185.0</i>

<b>38</b>	<b>174 Laurent HOFFMANN</b>	SBK	Behind	<b>35.126</b>		
Best Time	<b>4:53.679</b>	Best Speed	<b>109.957</b>	On 4 Gp		
Lap	Lap Time	Lap Speed	Sector 1	Sector 2	Sector 3	Speed Trap
1	6:16.172	84.504		1:39.379	1:14.312	163.8
2	5:03.527	106.389	2:15.347	1:33.809	1:14.371	180.0
3	5:04.107	106.186	2:17.484	1:33.519	1:13.104	167.5
4	<b>4:53.679</b>	<b>109.957</b>	2:13.309	<b>1:30.416</b>	<b>1:09.954</b>	181.5
5	5:01.712	107.029	<b>2:12.424</b>	1:31.888		<b>184.0</b>
<i>Ideal</i>	<i>4:52.794</i>	<i>110.289</i>	<i>2:12.424</i>	<i>1:30.416</i>	<i>1:09.954</i>	<i>184.0</i>

<b>39</b>	<b>58 Paul WILLIAMS</b>	SBK	Behind	<b>36.474</b>		
Best Time	<b>4:55.027</b>	Best Speed	<b>109.454</b>	On 7 Gp		
Lap	Lap Time	Lap Speed	Sector 1	Sector 2	Sector 3	Speed Trap
1	6:34.541	80.570		1:35.540	1:17.880	157.7
2	5:04.988	105.880	2:17.641	1:33.238	1:14.109	172.6
3	4:58.010	108.359	2:13.673	1:32.049	1:12.288	<b>178.6</b>
4	5:00.969	107.293	2:13.768	1:32.213		173.1
5	18:15.984	29.464		1:31.383	1:11.481	177.2
6	4:55.791	109.172	2:12.553	1:31.942	1:11.296	176.3
7	<b>4:55.027</b>	<b>109.454</b>	<b>2:12.304</b>	1:31.492	<b>1:11.231</b>	175.3
8	4:55.939	109.117	2:12.734	<b>1:31.140</b>		174.0
<i>Ideal</i>	<i>4:54.675</i>	<i>109.585</i>	<i>2:12.304</i>	<i>1:31.140</i>	<i>1:11.231</i>	<i>178.6</i>

### Qualifying Classification

Position

<b>40</b>	<b>39 Martin MORRIS</b>	SBK	Behind	<b>37.221</b>		
Best Time	<b>4:55.774</b>	Best Speed	<b>109.178</b>	On 6 Gp		
Lap	Lap Time	Lap Speed	Sector 1	Sector 2	Sector 3	Speed Trap
1	6:07.096	86.593		1:33.490	1:13.688	158.4
2	5:02.317	106.815	2:15.583	1:31.668	1:15.066	166.2
3	4:57.999	108.363	2:13.264	1:31.385		186.5
4	15:25.515	34.891		1:31.298	1:11.597	<b>187.6</b>
5	4:55.990	109.098	<b>2:11.005</b>	1:33.940	<b>1:11.045</b>	<b>187.6</b>
6	<b>4:55.774</b>	<b>109.178</b>	2:11.190	<b>1:30.860</b>		185.0
<i>Ideal</i>	<i>4:52.910</i>	<i>110.245</i>	<i>2:11.005</i>	<i>1:30.860</i>	<i>1:11.045</i>	<i>187.6</i>

<b>41</b>	<b>19 Jean Pierre POLET</b>	SBK	Behind	<b>38.783</b>		
Best Time	<b>4:57.336</b>	Best Speed	<b>108.604</b>	On 3 Gp		
Lap	Lap Time	Lap Speed	Sector 1	Sector 2	Sector 3	Speed Trap
1	5:47.251	91.542		1:33.159	1:14.065	172.6
2	4:57.795	108.437	2:14.876	1:31.801	<b>1:11.118</b>	<b>176.3</b>
3	<b>4:57.336</b>	<b>108.604</b>	2:14.445	<b>1:30.326</b>	1:12.565	175.3
4	5:21.577	100.418	2:25.729	1:42.866	1:12.982	140.0
5	4:57.764	108.448	<b>2:14.433</b>	1:30.912	1:12.419	175.8
6	5:21.891	100.320	2:17.502	1:33.241		173.1
7	16:31.069	32.583		1:40.706		174.0
<i>Ideal</i>	<i>4:55.877</i>	<i>109.140</i>	<i>2:14.433</i>	<i>1:30.326</i>	<i>1:11.118</i>	<i>176.3</i>

<b>42</b>	<b>44 Liam CHAWKE</b>	SBK	Behind	<b>43.665</b>		
Best Time	<b>5:02.218</b>	Best Speed	<b>106.850</b>	On 8 Gp		
Lap	Lap Time	Lap Speed	Sector 1	Sector 2	Sector 3	Speed Trap
1	6:34.241	80.631		1:37.950	1:20.860	129.2
2	5:09.411	104.366	2:19.630	1:34.386	1:15.395	160.3
3	5:08.710	104.603	2:19.278	1:34.876	1:14.556	156.9
4	5:07.981	104.851	2:16.065	1:33.850		178.6
5	18:57.632	28.385		1:34.346	1:15.371	180.0
6	5:04.647	105.998	2:16.876	1:33.964	1:13.807	174.4
7	5:03.440	106.420	2:16.293	1:32.760	1:14.387	170.5
8	<b>5:02.218</b>	<b>106.850</b>	2:16.863	<b>1:31.679</b>	<b>1:13.676</b>	<b>181.0</b>
9	5:03.194	106.506	<b>2:15.108</b>	1:32.669	1:15.417	180.5
<i>Ideal</i>	<i>5:00.463</i>	<i>107.474</i>	<i>2:15.108</i>	<i>1:31.679</i>	<i>1:13.676</i>	<i>181.0</i>

## SUPERBIKE

Q1: First Qualifying

Wednesday, 08 May 2024

## DETAILED SECTOR ANALYSIS

### Qualifying Classification

Position

#### 43 88 Sean McTAGGART

SBK Behind **44.172**

Best Time **5:02.725** Best Speed **106.671** On **3** Gp

Lap	Lap Time	Lap Speed	Sector 1	Sector 2	Sector 3	Speed Trap
1	5:51.126	90.532		1:35.670	1:15.560	163.4
2	5:05.075	105.849	2:17.488	1:33.500	1:14.087	173.5
3	<b>5:02.725</b>	<b>106.671</b>	<b>2:15.240</b>	<b>1:33.450</b>	<b>1:14.035</b>	<b>176.7</b>
4	5:11.858	103.547	2:16.015	1:35.529		170.5
<i>Ideal</i>	<i>5:02.725</i>	<i>106.671</i>	<i>2:15.240</i>	<i>1:33.450</i>	<i>1:14.035</i>	<i>176.7</i>

#### 44 109 Neil KERNOHAN

SBK Behind **44.922**

Best Time **5:03.475** Best Speed **106.407** On **2** Gp

Lap	Lap Time	Lap Speed	Sector 1	Sector 2	Sector 3	Speed Trap
1	6:10.968	85.689		1:33.924	<b>1:14.071</b>	155.1
2	<b>5:03.475</b>	<b>106.407</b>	2:16.060	1:32.728	1:14.687	169.2
3	5:04.485	106.054	<b>2:14.618</b>	<b>1:31.976</b>		<b>182.5</b>
<i>Ideal</i>	<i>5:00.665</i>	<i>107.402</i>	<i>2:14.618</i>	<i>1:31.976</i>	<i>1:14.071</i>	<i>182.5</i>

### Non Qualifiers

Position

#### 43 Sam JOHNSON

SBK Behind **41.501**

Best Time **5:00.054** Best Speed **107.621** On **2** Gp

Lap	Lap Time	Lap Speed	Sector 1	Sector 2	Sector 3	Speed Trap
1	6:03.050	87.558		1:33.863	1:15.775	165.0
2	<b>5:00.054</b>	<b>107.621</b>	<b>2:15.003</b>	<b>1:30.708</b>	<b>1:14.343</b>	<b>179.1</b>
<i>Ideal</i>	<i>5:00.054</i>	<i>107.621</i>	<i>2:15.003</i>	<i>1:30.708</i>	<i>1:14.343</i>	<i>179.1</i>

#### 93 Paul CRANSTON

SBK Behind **51.097**

Best Time **5:09.650** Best Speed **104.285** On **4** Gp

Lap	Lap Time	Lap Speed	Sector 1	Sector 2	Sector 3	Speed Trap
1	6:44.029	78.678		1:43.736		144.2
2	7:32.651	71.340		1:37.829	1:17.200	159.9
3	5:12.239	103.421	2:20.860	1:36.524	<b>1:14.855</b>	163.8
4	<b>5:09.650</b>	<b>104.285</b>	<b>2:18.158</b>	1:36.307	1:15.185	<b>168.3</b>
5	5:12.902	103.202	2:18.604	<b>1:35.994</b>		158.1
<i>Ideal</i>	<i>5:09.007</i>	<i>104.502</i>	<i>2:18.158</i>	<i>1:35.994</i>	<i>1:14.855</i>	<i>168.3</i>

### Non Qualifiers

Position

#### 55 Donald MacFADYEN

SBK Behind **51.995**

Best Time **5:10.548** Best Speed **103.984** On **4** Gp

Lap	Lap Time	Lap Speed	Sector 1	Sector 2	Sector 3	Speed Trap
1	6:36.382	80.195		1:41.898	1:23.952	145.4
2	5:27.489	98.605	2:28.876	1:37.896	1:20.717	154.1
3	5:11.688	103.604	2:20.882	1:34.707	1:16.099	172.2
4	<b>5:10.548</b>	<b>103.984</b>	2:20.127	<b>1:33.939</b>	1:16.482	168.3
5	5:15.089	102.485	2:22.290	1:36.289	1:16.510	159.9
6	5:18.586	101.360	<b>2:19.298</b>	1:36.626		<b>174.4</b>
7	8:11.050	65.761		1:35.111	<b>1:16.018</b>	171.8
8	5:20.810	100.658	2:20.676	1:37.544		164.6
<i>Ideal</i>	<i>5:09.255</i>	<i>104.419</i>	<i>2:19.298</i>	<i>1:33.939</i>	<i>1:16.018</i>	<i>174.4</i>

#### 69 Brad CLARKE

SBK Behind **52.554**

Best Time **5:11.107** Best Speed **103.797** On **7** Gp

Lap	Lap Time	Lap Speed	Sector 1	Sector 2	Sector 3	Speed Trap
1	6:19.246	83.819		1:38.976	1:19.589	161.9
2	5:22.099	100.255	2:24.297	1:38.983	1:18.819	163.4
3	5:12.318	103.395	2:20.493	1:36.470	1:15.355	167.1
4	5:12.431	103.357	2:19.141	1:35.162		169.6
5	9:53.768	54.385		1:34.937	1:15.436	<b>170.5</b>
6	5:17.707	101.641	2:20.832	1:39.056	1:17.819	161.9
7	<b>5:11.107</b>	<b>103.797</b>	2:22.011	<b>1:34.863</b>	<b>1:14.233</b>	157.7
8	5:14.563	102.657	<b>2:18.368</b>	1:36.389		166.2
9	12:01.117	44.781		1:35.371		167.9
<i>Ideal</i>	<i>5:07.464</i>	<i>105.027</i>	<i>2:18.368</i>	<i>1:34.863</i>	<i>1:14.233</i>	<i>170.5</i>

#### 54 Paul CASSIDY

SBK Behind **53.027**

Best Time **5:11.580** Best Speed **103.640** On **5** Gp

Lap	Lap Time	Lap Speed	Sector 1	Sector 2	Sector 3	Speed Trap
1	5:49.162	91.041		1:35.317	1:17.503	<b>173.1</b>
2	5:15.494	102.354	<b>2:15.268</b>	1:40.662	1:19.564	<b>173.1</b>
3	5:17.248	101.788	2:19.995	1:35.726		170.5
4	18:54.700	28.459		1:34.966	1:16.721	169.6
5	<b>5:11.580</b>	<b>103.640</b>	2:20.833	<b>1:34.575</b>	1:16.172	170.9
6	5:14.289	102.746	2:21.064	1:37.748	<b>1:15.477</b>	168.7
7	5:29.244	98.079	2:32.364	1:36.359		169.6
<i>Ideal</i>	<i>5:05.320</i>	<i>105.764</i>	<i>2:15.268</i>	<i>1:34.575</i>	<i>1:15.477</i>	<i>173.1</i>

### Non Qualifiers

Position

#### 85 Olivier LUPBERGER

SBK Behind **54.976**

Best Time **5:13.529** Best Speed **102.995** On **3** Gp

Lap	Lap Time	Lap Speed	Sector 1	Sector 2	Sector 3	Speed Trap
1	6:00.712	88.126	<b>1:34.154</b>	<b>1:15.997</b>		152.3
2	5:16.995	101.869	2:21.355	1:37.065	1:18.575	156.6
3	<b>5:13.529</b>	<b>102.995</b>	<b>2:19.053</b>	1:36.576		<b>165.8</b>
<i>Ideal</i>	<i>5:09.204</i>	<i>104.436</i>	<i>2:19.053</i>	<i>1:34.154</i>	<i>1:15.997</i>	<i>165.8</i>

#### 143 Stephen DEGNAN

SBK Behind **1:00.607**

Best Time **5:19.160** Best Speed **101.178** On **6** Gp

Lap	Lap Time	Lap Speed	Sector 1	Sector 2	Sector 3	Speed Trap
1	6:35.647	80.344		1:39.978	1:23.826	138.3
2	5:27.207	98.690	2:28.031	1:37.856	1:21.320	151.3
3	5:20.207	100.847	2:24.391	<b>1:36.200</b>	1:19.616	152.7
4	5:27.425	98.624	2:24.937	1:38.653		158.4
5	12:25.634	43.308		1:37.016	1:20.367	124.5
6	<b>5:19.160</b>	<b>101.178</b>	2:24.293	1:36.671	<b>1:18.196</b>	156.2
7	5:20.323	100.811	<b>2:22.455</b>	1:37.987	1:19.881	158.1
8	5:19.666	101.018	2:22.754	1:38.708	1:18.204	<b>163.4</b>
9	5:27.467	98.611	2:24.784	1:37.905		157.7
<i>Ideal</i>	<i>5:16.851</i>	<i>101.915</i>	<i>2:22.455</i>	<i>1:36.200</i>	<i>1:18.196</i>	<i>163.4</i>

#### 90 Craig KENNELLY

SBK Behind **1:00.752**

Best Time **5:19.305** Best Speed **101.132** On **10** Gp

Lap	Lap Time	Lap Speed	Sector 1	Sector 2	Sector 3	Speed Trap
1	7:34.667	69.915		1:43.618	1:23.252	153.7
2	5:32.721	97.054	2:29.612	1:41.286	1:21.823	157.3
3	5:30.176	97.802	2:28.851	1:39.957	1:21.368	148.3
4	5:24.641	99.470	2:26.801	1:38.568	1:19.272	155.9
5	5:26.295	98.966	2:29.793	1:37.950	1:18.552	154.4
6	5:25.725	99.139	2:25.724	1:40.172	1:19.829	153.0
7	5:21.944	100.303	2:25.230	<b>1:36.556</b>	1:20.158	158.4
8	5:47.685	92.877	2:26.513	1:51.188		156.2
9	10:49.609	49.710		1:46.420	1:19.326	<b>162.6</b>
10	<b>5:19.305</b>	<b>101.132</b>	<b>2:24.048</b>	1:36.807	<b>1:18.450</b>	161.5
<i>Ideal</i>	<i>5:19.054</i>	<i>101.212</i>	<i>2:24.048</i>	<i>1:36.556</i>	<i>1:18.450</i>	<i>162.6</i>

### Non Qualifiers

Position

#### 12 Kevin KEYES

SBK Behind **1:03.729**

Best Time **5:22.282** Best Speed **100.198** On **2** Gp

Lap	Lap Time	Lap Speed	Sector 1	Sector 2	Sector 3	Speed Trap
1	7:54.069	67.054		<b>1:33.178</b>	<b>1:12.623</b>	157.7
2	<b>5:22.282</b>	<b>100.198</b>	<b>2:13.183</b>	1:34.830	1:34.269	<b>168.7</b>
<i>Ideal</i>	<i>4:58.984</i>	<i>108.006</i>	<i>2:13.183</i>	<i>1:33.178</i>	<i>1:12.623</i>	<i>168.7</i>

#### 64 Don GILBERT

SBK Behind **2:38.728**

Best Time **6:57.281** Best Speed **77.387** On **1** Gp

Lap	Lap Time	Lap Speed	Sector 1	Sector 2	Sector 3	Speed Trap
1	<b>6:57.281</b>	76.179		<b>2:00.084</b>		<b>149.6</b>
<i>Ideal</i>	<i>0.000</i>	<i>0.000</i>		<i>2:00.084</i>		<i>149.6</i>

# BRIGGS EQUIPMENT NORTH WEST 200

## SUPERBIKE

### Q1: First Qualifying

## SECTOR ANALYSIS

Perfect Lap (sum of best sectors) = 4:18.029



## IDEAL / BEST COMPARISON

SECTOR 1 FINISH - BALLYSALLY			SECTOR 2 BALLYSALLY - METROPOLE			SECTOR 3 METROPOLE - FINISH			IDEAL / BEST COMPARISON						
Pos	No	Name	Time	No	Name	Time	No	Name	Time	Pos	No	Name	Ideal Time	Best Time	Diff
1	74	Davey TODD	1:56.233	1	Glenn IRWIN	1:18.708	1	Glenn IRWIN	1:03.088	1	1	Glenn IRWIN	4:18.553	4:18.553	0.000
2	1	Glenn IRWIN	1:56.757	74	Davey TODD	1:20.340	74	Davey TODD	1:03.108	2	74	Davey TODD	4:19.681	4:19.910	0.229
3	6	Michael DUNLOP	1:58.127	6	Michael DUNLOP	1:20.437	60	Peter HICKMAN	1:03.834	3	6	Michael DUNLOP	4:22.814	4:22.814	0.000
4	5	Dean HARRISON	1:58.812	5	Dean HARRISON	1:21.719	5	Dean HARRISON	1:04.201	4	60	Peter HICKMAN	4:25.023	4:25.023	0.000
5	60	Peter HICKMAN	1:59.420	60	Peter HICKMAN	1:21.769	6	Michael DUNLOP	1:04.250	5	5	Dean HARRISON	4:24.732	4:25.219	0.487
6	2	John McGUINNESS	2:00.445	8	Ian HUTCHINSON	1:22.650	2	John McGUINNESS	1:05.005	6	8	Ian HUTCHINSON	4:29.182	4:29.182	0.000
7	8	Ian HUTCHINSON	2:00.936	2	John McGUINNESS	1:23.305	8	Ian HUTCHINSON	1:05.596	7	2	John McGUINNESS	4:28.755	4:29.706	0.951
8	37	James HILLIER	2:01.767	38	Erno KOSTAMO	1:23.544	38	Erno KOSTAMO	1:05.931	8	37	James HILLIER	4:31.826	4:32.014	0.188
9	24	Conor CUMMINS	2:02.649	24	Conor CUMMINS	1:23.693	37	James HILLIER	1:06.313	9	38	Erno KOSTAMO	4:32.482	4:32.482	0.000
10	96	Dom HERBERTSON	2:02.761	37	James HILLIER	1:23.746	24	Conor CUMMINS	1:06.582	10	24	Conor CUMMINS	4:32.924	4:32.924	0.000
11	22	Paul JORDAN	2:02.884	22	Paul JORDAN	1:23.847	96	Dom HERBERTSON	1:06.608	11	22	Paul JORDAN	4:33.482	4:33.970	0.488
12	38	Erno KOSTAMO	2:03.007	96	Dom HERBERTSON	1:24.080	22	Paul JORDAN	1:06.751	12	96	Dom HERBERTSON	4:33.449	4:34.977	1.528
13	156	Adam McLEAN	2:03.320	9	Craig NEVE	1:24.297	20	Michael EVANS	1:06.761	13	156	Adam McLEAN	4:34.631	4:35.503	0.872
14	4	Michael RUTTER	2:03.998	20	Michael EVANS	1:24.353	23	David JOHNSON	1:06.802	14	65	Michael SWEENEY	4:35.728	4:35.728	0.000
15	65	Michael SWEENEY	2:04.083	156	Adam McLEAN	1:24.380	18	Lukas MAURER	1:06.906	15	23	David JOHNSON	4:36.802	4:36.802	0.000
16	7	Sam WEST	2:04.665	65	Michael SWEENEY	1:24.536	156	Adam McLEAN	1:06.931	16	7	Sam WEST	4:37.079	4:37.136	0.057
17	23	David JOHNSON	2:05.130	23	David JOHNSON	1:24.870	65	Michael SWEENEY	1:07.109	17	9	Craig NEVE	4:37.162	4:37.433	0.271
18	15	Nathan HARRISON	2:05.182	7	Sam WEST	1:24.993	7	Sam WEST	1:07.421	18	4	Michael RUTTER	4:37.978	4:38.617	0.639
19	20	Michael EVANS	2:05.251	18	Lukas MAURER	1:25.685	9	Craig NEVE	1:07.526	19	20	Michael EVANS	4:36.365	4:38.941	2.576
20	16	Mike BROWNE	2:05.338	4	Michael RUTTER	1:25.894	111	Brian McCORMACK	1:08.030	20	18	Lukas MAURER	4:38.990	4:38.990	0.000
21	9	Craig NEVE	2:05.339	15	Nathan HARRISON	1:25.899	4	Michael RUTTER	1:08.086	21	15	Nathan HARRISON	4:39.630	4:40.794	1.164
22	18	Lukas MAURER	2:06.399	91	Julian TRUMMER	1:26.342	66	Ryan GIBSON	1:08.406	22	66	Ryan GIBSON	4:42.972	4:42.972	0.000
23	66	Ryan GIBSON	2:06.798	231	Marcus SIMPSON	1:26.661	15	Nathan HARRISON	1:08.549	23	111	Brian McCORMACK	4:42.733	4:44.543	1.810
24	45	James CHAWKE	2:07.788	111	Brian McCORMACK	1:26.663	45	James CHAWKE	1:09.076	24	16	Mike BROWNE	4:42.939	4:44.620	1.681
25	231	Marcus SIMPSON	2:07.885	56	Ryan WHITEHALL	1:26.749	48	Eddy FERRE	1:09.274	25	91	Julian TRUMMER	4:44.766	4:44.766	0.000
26	48	Eddy FERRE	2:08.032	16	Mike BROWNE	1:26.924	32	Luca GOTTARDI	1:09.345	26	231	Marcus SIMPSON	4:44.497	4:45.119	0.622
27	111	Brian McCORMACK	2:08.040	78	Emmet O'GRADY	1:27.363	91	Julian TRUMMER	1:09.509	27	48	Eddy FERRE	4:44.953	4:45.202	0.249
28	78	Emmet O'GRADY	2:08.171	48	Eddy FERRE	1:27.647	36	Jonathan GOETSCHY	1:09.604	28	78	Emmet O'GRADY	4:45.579	4:46.055	0.476
29	36	Jonathan GOETSCHY	2:08.544	66	Ryan GIBSON	1:27.768	56	Ryan WHITEHALL	1:09.604	29	36	Jonathan GOETSCHY	4:46.658	4:46.658	0.000
30	46	Anthony REDMOND	2:08.618	21	Phil STEWART	1:28.228	10	Marty LENNON	1:09.758	30	45	James CHAWKE	4:45.872	4:47.062	1.190
31	10	Marty LENNON	2:08.732	119	Kris DUNCAN	1:28.367	21	Phil STEWART	1:09.760	31	46	Anthony REDMOND	4:47.747	4:48.570	0.823
32	91	Julian TRUMMER	2:08.915	46	Anthony REDMOND	1:28.375	25	Amalric BLANC	1:09.845	32	10	Marty LENNON	4:48.946	4:49.283	0.337
33	56	Ryan WHITEHALL	2:09.961	32	Luca GOTTARDI	1:28.418	231	Marcus SIMPSON	1:09.951	33	32	Luca GOTTARDI	4:47.846	4:49.706	1.860
34	32	Luca GOTTARDI	2:10.083	36	Jonathan GOETSCHY	1:28.510	174	Laurent HOFFMANN	1:09.954	34	21	Phil STEWART	4:49.572	4:49.823	0.251
35	119	Kris DUNCAN	2:10.458	25	Amalric BLANC	1:28.963	78	Emmet O'GRADY	1:10.045	35	119	Kris DUNCAN	4:49.145	4:49.903	0.758
36	39	Martin MORRIS	2:11.005	45	James CHAWKE	1:29.008	119	Kris DUNCAN	1:10.320	36	56	Ryan WHITEHALL	4:46.314	4:50.057	3.743
37	25	Amalric BLANC	2:11.266	19	Jean Pierre POLET	1:30.326	16	Mike BROWNE	1:10.677	37	25	Amalric BLANC	4:50.074	4:50.520	0.446
38	21	Phil STEWART	2:11.584	174	Laurent HOFFMANN	1:30.416	46	Anthony REDMOND	1:10.754	38	174	Laurent HOFFMANN	4:52.794	4:53.679	0.885
39	58	Paul WILLIAMS	2:12.304	10	Marty LENNON	1:30.456	39	Martin MORRIS	1:11.045	39	58	Paul WILLIAMS	4:54.675	4:55.027	0.352
40	174	Laurent HOFFMANN	2:12.424	43	Sam JOHNSON	1:30.708	19	Jean Pierre POLET	1:11.118	40	39	Martin MORRIS	4:52.910	4:55.774	2.864
41	12	Kevin KEYES	2:13.183	39	Martin MORRIS	1:30.860	58	Paul WILLIAMS	1:11.231	41	19	Jean Pierre POLET	4:55.877	4:57.336	1.459
42	19	Jean Pierre POLET	2:14.433	58	Paul WILLIAMS	1:31.140	12	Kevin KEYES	1:12.623	42	43	Sam JOHNSON	5:00.054	5:00.054	0.000
43	109	Neil KERNOHAN	2:14.618	44	Liam CHAWKE	1:31.679	44	Liam CHAWKE	1:13.676	43	44	Liam CHAWKE	5:00.463	5:02.218	1.755
44	43	Sam JOHNSON	2:15.003	109	Neil KERNOHAN	1:31.976	88	Sean McTAGGART	1:14.035	44	88	Sean McTAGGART	5:02.725	5:02.725	0.000
45	44	Liam CHAWKE	2:15.108	12	Kevin KEYES	1:33.178	109	Neil KERNOHAN	1:14.071	45	109	Neil KERNOHAN	5:00.665	5:03.475	2.810
46	88	Sean McTAGGART	2:15.240	88	Sean McTAGGART	1:33.450	69	Brad CLARKE	1:14.233	46	93	Paul CRANSTON	5:09.007	5:09.650	0.643
47	54	Paul CASSIDY	2:15.268	55	Donald MacFADYEN	1:33.939	43	Sam JOHNSON	1:14.343	47	55	Donald MacFADYEN	5:09.255	5:10.548	1.293
48	93	Paul CRANSTON	2:18.158	85	Olivier LUPBERGER	1:34.154	93	Paul CRANSTON	1:14.855	48	69	Brad CLARKE	5:07.464	5:11.107	3.643
49	69	Brad CLARKE	2:18.368	54	Paul CASSIDY	1:34.575	54	Paul CASSIDY	1:15.477	49	54	Paul CASSIDY	5:05.320	5:11.580	6.260
50	85	Olivier LUPBERGER	2:19.053	69	Brad CLARKE	1:34.863	85	Olivier LUPBERGER	1:15.997	50	85	Olivier LUPBERGER	5:09.204	5:13.529	4.325
51	55	Donald MacFADYEN	2:19.298	93	Paul CRANSTON	1:35.994	55	Donald MacFADYEN	1:16.018	51	143	Stephen DEGNAN	5:16.851	5:19.160	2.309
52	143	Stephen DEGNAN	2:22.455	143	Stephen DEGNAN	1:36.200	143	Stephen DEGNAN	1:18.196	52	90	Craig KENNELLY	5:19.054	5:19.305	0.251
53	90	Craig KENNELLY	2:24.048	90	Craig KENNELLY	1:36.556	90	Craig KENNELLY	1:18.450	53	12	Kevin KEYES	4:58.984	5:22.282	23.298
				64	Don GILBERT	2:00.084									



# BRIGGS EQUIPMENT NORTH WEST 200

## SUPERBIKE

Q1: First Qualifying  
Wednesday, 08 May 2024



# NW200

## SPEED TRAP ON APPROACH TO UNIVERSITY

Class	No/Name	Fastest	Lap 1	Lap 2	Lap 3	Lap 4	Lap 5	Lap 6	Lap 7	Lap 8	Lap 9	Lap 10	Lap 11	Lap 12
SBK	74 Davey TODD	204.7	200.4	202.8	200.4	200.4	204.7	202.8	201.6	204.0	204.7	201.6	204.0	201.0
SBK	8 Ian HUTCHINSON	204.7	195.7	194.0	201.0	202.2	204.0	202.2	202.2	201.0	204.7			
SBK	1 Glenn IRWIN	202.2	186.0	199.8	200.4	199.8	201.6	199.8	201.6	201.6	199.8	202.2	202.2	
SBK	96 Dom HERBERTSON	201.6	199.2	199.8	201.6	169.2	195.7	200.4	194.6					
SBK	6 Michael DUNLOP	201.0	197.5	199.2	185.0	198.6	198.6	198.6	201.0	197.5	198.6			
SBK	60 Peter HICKMAN	199.2	199.2	196.9	195.7	198.0	196.9	197.5	195.2	198.0	190.7			
SBK	5 Dean HARRISON	198.6	198.6	191.3	175.8	178.1	190.7	196.3	195.2	194.0	196.9	196.9	195.2	195.7
SBK	4 Michael RUTTER	196.9	195.2	196.9	186.5	173.1	163.8							
SBK	9 Craig NEVE	196.9	196.3	195.2	177.7	191.3	191.8	193.5	191.3	192.9	194.6	196.9		
SBK	22 Paul JORDAN	196.3	195.7	186.0	194.6	196.3	158.8	165.0	182.0	186.0	189.7	164.2		
SBK	7 Sam WEST	196.3	194.0	193.5	194.6	193.5	192.9	192.4	192.9	194.0	191.8	191.8	196.3	190.7
SBK	15 Nathan HARRISON	196.3	148.3	182.5	191.3	192.4	196.3	188.1	190.7	190.7	190.7	171.3		
SBK	16 Mike BROWNE	195.7	167.1	189.7	195.7	194.0	163.4							
SBK	2 John McGUINNESS	195.2	189.1	190.2	192.9	194.6	151.0	195.2	194.6	193.5	177.7			
SBK	37 James HILLIER	194.6	186.0	192.4	193.5	194.6	192.4	190.7	192.9	192.4	192.4			
SBK	38 Erno KOSTAMO	194.6	162.6	193.5	194.6	188.6	190.7	180.0	184.5	194.0	183.5			
SBK	24 Conor CUMMINS	194.6	191.3	191.8	190.7	194.6								
SBK	23 David JOHNSON	194.6	159.9	184.0	194.6	181.0	190.7	192.4	180.5	192.4				
SBK	20 Michael EVANS	192.4	180.0	183.0	191.3	191.3	191.8	190.2	189.7	192.4				
SBK	156 Adam McLEAN	191.3	168.3	180.5	191.3	191.3	189.1	190.2	158.1					
SBK	231 Marcus SIMPSON	190.7	181.0	186.0	187.0	190.7	189.1	188.1	188.6	188.1				
SBK	111 Brian McCORMACK	190.2	181.5	189.1	189.1	190.2	189.1	187.6	188.6					
SBK	36 Jonathan GOETSCHY	189.7	179.1	179.5	174.4	188.6	185.5	176.7	189.7	175.8				
SBK	65 Michael SWEENEY	189.1	151.0	187.0	189.1	186.0	180.0							
SBK	91 Julian TRUMMER	188.6	168.7	183.0	184.0	185.0	186.5	185.0	185.5	186.0	188.6			
SBK	48 Eddy FERRE	188.1	159.9	180.5	184.5	182.5	185.0	188.1	137.4					
SBK	39 Martin MORRIS	187.6	158.4	166.2	186.5	187.6	187.6	185.0						
SBK	66 Ryan GIBSON	187.0	184.0	183.5	174.9	180.5	173.1	181.5	184.5	187.0	185.0	183.0		
SBK	119 Kris DUNCAN	185.5	167.9	184.5	180.5	180.0	182.5	182.5	183.0	185.5	181.0	183.5		
SBK	46 Anthony REDMOND	185.5	175.8	184.0	185.5	183.0	181.5	182.0						
SBK	25 Amalric BLANC	185.0	165.0	177.7	171.8	174.0	185.0	175.8						
SBK	21 Phil STEWART	185.0	172.6	182.0	182.0	179.5	180.0	181.0	183.0	185.0				
SBK	56 Ryan WHITEHALL	184.5	155.9	179.1	179.5	184.5	179.5	171.3	179.1					
SBK	18 Lukas MAURER	184.5	149.6	181.5	182.5	184.0	184.5	184.5	177.2	182.0	179.5	177.2		
SBK	174 Laurent HOFFMANN	184.0	163.8	180.0	167.5	181.5	184.0							
SBK	10 Marty LENNON	183.5	173.1	173.1	180.0	183.5	179.1	183.5	181.5	175.3	168.3			
SBK	32 Luca GOTTARDI	183.0	181.0	183.0	170.0	174.9	170.9	170.5	169.2	181.5				
SBK	45 James CHAWKE	182.5	150.6	180.5	181.0	179.5	171.8	181.5	182.5	181.0	181.0	180.5		
SBK	109 Neil KERNOHAN	182.5	155.1	169.2	182.5									
SBK	78 Emmet O'GRADY	181.0	171.3	173.1	180.0	177.7	181.0	171.3	174.0	175.3				
SBK	44 Liam CHAWKE	181.0	129.2	160.3	156.9	178.6	180.0	174.4	170.5	181.0	180.5			
SBK	43 Sam JOHNSON	179.1	165.0	179.1										
SBK	58 Paul WILLIAMS	178.6	157.7	172.6	178.6	173.1	177.2	176.3	175.3	174.0				
SBK	88 Sean McTAGGART	176.7	163.4	173.5	176.7	170.5								
SBK	19 Jean Pierre POLET	176.3	172.6	176.3	175.3	140.0	175.8	173.1	174.0					
SBK	55 Donald MacFADYEN	174.4	145.4	154.1	172.2	168.3	159.9	174.4	171.8	164.6				
SBK	54 Paul CASSIDY	173.1	173.1	173.1	170.5	169.6	170.9	168.7	169.6					
SBK	69 Brad CLARKE	170.5	161.9	163.4	167.1	169.6	170.5	161.9	157.7	166.2	167.9			
SBK	12 Kevin KEYES	168.7	157.7	168.7										
SBK	93 Paul CRANSTON	168.3	144.2	159.9	163.8	168.3	158.1							
SBK	85 Olivier LUPBERGER	165.8	152.3	156.6	165.8									
SBK	143 Stephen DEGNAN	163.4	138.3	151.3	152.7	158.4	124.5	156.2	158.1	163.4	157.7			



# BRIGGS EQUIPMENT NORTH WEST 200

## SUPERBIKE

Q1: First Qualifying  
Wednesday, 08 May 2024



# NW200

## SPEED TRAP ON APPROACH TO UNIVERSITY

Class	No/Name	Fastest	Lap 1	Lap 2	Lap 3	Lap 4	Lap 5	Lap 6	Lap 7	Lap 8	Lap 9	Lap 10	Lap 11	Lap 12
SBK	90 Craig KENNELLY	162.6	153.7	157.3	148.3	155.9	154.4	153.0	158.4	156.2	162.6	161.5		
SBK	64 Don GILBERT	149.6	149.6											



# BRIGGS EQUIPMENT NORTH WEST 200

## SUPERBIKE

Q2: Second Qualifying

Thursday, 09 May 2024



# NW200

Qualifying Time

5:06.864


Qualifying Speed

105.232

Pos	Class	No	Name	Machine / Sponsor	Best Lap			Total Laps	Qualifying Laps	
					Time	Behind	Speed On			
<b>Qualifying Classification</b>										
1	SBK	1	Glenn IRWIN	Ducati - Hager PBM Ducati	4:16.433		125.928	10	11	8
2	SBK	74	Davey TODD	BMW - Milwaukee BMW	4:18.663	2.230	124.842	9	10	9
3	SBK	6	Michael DUNLOP	Honda - MasterMac Honda by Hawk Racing	4:20.933	4.500	123.756	8	9	6
4	SBK	5	Dean HARRISON	Honda - Honda Racing UK	4:22.315	5.882	123.104	10	10	8
5	SBK	60	Peter HICKMAN	BMW - PHR Performance	4:22.411	5.978	123.059	7	7	5
6	SBK	24	Conor CUMMINS	Honda - Milenco by Padgett's Motorcycles	4:24.249	7.816	122.203	7	10	8
7	SBK	2	John McGUINNESS	Honda - Honda Racing UK	4:26.115	9.682	121.346	10	11	9
8	SBK	37	James HILLIER	Honda - WTF Racing	4:26.900	10.467	120.989	9	9	8
9	SBK	22	Paul JORDAN	Honda - Jackson Racing by Prosper2	4:28.926	12.493	120.078	6	8	7
10	SBK	38	Erno KOSTAMO	BMW - 38 Motorsport ny Penz13	4:29.577	13.144	119.788	5	9	7
11	SBK	156	Adam McLEAN	Kawasaki - JMCC Roofing Racing	4:30.071	13.638	119.569	9	9	6
12	SBK	96	Dom HERBERTSON	BMW - Burrows by RK Racing	4:30.773	14.340	119.259	8	10	9
13	SBK	4	Michael RUTTER	BMW - Bathams Racing	4:31.341	14.908	119.009	4	7	5
14	SBK	8	Ian HUTCHINSON	Honda - Milenco by Padgett's Motorcycles	4:32.180	15.747	118.642	6	8	4
15	SBK	9	Craig NEVE	Honda - Bathams Racing	4:32.614	16.181	118.453	10	10	8
16	SBK	16	Mike BROWNE	Aprilia - IN Competition	4:32.654	16.221	118.436	3	9	6
17	SBK	23	David JOHNSON	Kawasaki - Platinum Club Racing Kawasaki	4:32.998	16.565	118.287	9	10	8
18	SBK	7	Sam WEST	BMW - Moto-Hub.co.uk	4:33.160	16.727	118.216	2	4	3
19	SBK	231	Marcus SIMPSON	Honda - LMR by Jon Cuff Electrical	4:33.464	17.031	118.085	10	12	10
20	SBK	65	Michael SWEENEY	BMW - MJR Racing	4:33.466	17.033	118.084	3	4	2
21	SBK	20	Michael EVANS	Suzuki - Michael Evans Racing	4:33.783	17.350	117.947	8	9	6
22	SBK	111	Brian McCormack	BMW - Roadhouse Macau by FHO	4:35.169	18.736	117.353	9	10	8
23	SBK	17	Gary McCOY	BMW - MadBros Racing	4:35.622	19.189	117.160	9	9	8
24	SBK	15	Nathan HARRISON	Honda - Honda Racing UK	4:36.229	19.796	116.903	3	5	3
25	SBK	48	Eddy FERRE	BMW - Optimark Road Racing	4:36.350	19.917	116.852	11	11	9
26	SBK	91	Julian TRUMMER	Honda - Jackson Racing by Prosper2	4:36.794	20.361	116.664	8	11	9
27	SBK	66	Ryan GIBSON	BMW - Gibson Motors/A G Wilson	4:36.828	20.395	116.650	9	9	7
28	SBK	174	Laurent HOFFMANN	BMW - Hoffmann by MRP	4:37.382	20.949	116.417	8	9	6
29	SBK	25	Amalric BLANC	Honda - Team B&M / HML	4:38.388	21.955	115.996	7	7	5
30	SBK	32	Luca GOTTARDI	BMW - Penz13 Racing Team by Cerin	4:39.557	23.124	115.511	7	8	5
31	SBK	78	Emmet O'GRADY	Honda - TAG Racing	4:40.142	23.709	115.270	8	9	5
32	SBK	36	Jonathan GOETSCHY	BMW - Optimark Road Racing	4:40.850	24.417	114.980	6	7	6
33	SBK	45	James CHAWKE	Suzuki - Chawkie Racing SC	4:42.355	25.922	114.367	3	10	8
34	SBK	119	Kris DUNCAN	Yamaha - KD/TCC Racing/NSB Contracts	4:43.070	26.637	114.078	8	9	7
35	SBK	56	Ryan WHITEHALL	Yamaha - WR Racing	4:43.262	26.829	114.000	5	6	3
36	SBK	21	Phil STEWART	Honda - Phil Stewart Racing	4:43.847	27.414	113.766	4	5	3
37	SBK	10	Marty LENNON	Yamaha - ML Designs	4:46.854	30.421	112.573	7	8	4
38	SBK	43	Sam JOHNSON	Suzuki	4:50.707	34.274	111.081	8	9	5
39	SBK	54	Paul CASSIDY	Yamaha	4:52.138	35.705	110.537	8	9	7
40	SBK	44	Liam CHAWKE	Suzuki - Chawkie Racing SC	4:54.967	38.534	109.477	3	10	7
41	SBK	88	Sean McTAGGART	BMW - SDM Racing	4:55.207	38.774	109.388	4	5	2
42	SBK	58	Paul WILLIAMS	Yamaha - Lee Williams Motorsports	4:57.086	40.653	108.696	4	6	2
43	SBK	55	Donald MacFADYEN	Yamaha - MacFadyen Racing	4:57.458	41.025	108.560	2	4	2
44	SBK	19	Jean Pierre POLET	BMW - Road's Warrior	4:58.018	41.585	108.356	7	7	3
45	SBK	90	Craig KENNELLY	Kawasaki - Residio Racing	4:59.190	42.757	107.931	10	10	6
46	SBK	93	Paul CRANSTON	Suzuki - P & J Fuel Haulage	5:02.659	46.226	106.694	3	4	3
47	SBK	69	Brad CLARKE	Suzuki - Powerslide Racing Suzuki	5:03.042	46.609	106.559	6	9	4
<b>Non Qualifiers</b>										
SBK		39	Martin MORRIS	Honda	4:46.139	29.706	112.854	3	4	1
SBK		143	Stephen DEGNAN	Kawasaki	5:08.245	51.812	104.761	9	10	0
SBK		12	Kevin KEYES	Yamaha - Daracore Racing	6:41.172	2:24.739	80.494	1	1	0

Provisional result to be confirmed by the Stewards of the Meeting subject to completion of technical inspections & the time limit for protests

Page 1 / 1

Circuit	<b>The Triangle</b>	Signed	Organising Club	<b>Coleraine &amp; D MC</b>
Length(miles)	<b>8.9700</b> Lap 1 (8.8300)		Qualifying Started	<b>10:31</b>
Weather	<b>Cloudy</b>	Chief Timekeeper		
Track	<b>Dry, 26°C</b>	Issued At: 11:43		



## SUPERBIKE

Q2: Second Qualifying

Thursday, 09 May 2024

## DETAILED SECTOR ANALYSIS

### Qualifying Classification

Position

**1** 1 Glenn IRWIN

SBK Behind

Best Time **4:16.433** Best Speed **125.928** On **10** Gp

Lap	Lap Time	Lap Speed	Sector 1	Sector 2	Sector 3	Speed Trap
1	6:02.817	87.614		1:24.951	1:12.509	173.1
2	4:29.660	119.751	2:00.375	1:24.069	1:05.216	192.4
3	4:25.059	121.829	1:59.530	1:21.577	1:03.952	<b>207.2</b>
4	4:24.179	122.235	1:57.496	1:21.594	1:05.089	205.9
5	4:24.641	122.022	1:57.385	1:20.671		205.9
6	12:16.367	43.853		1:21.086	1:04.470	204.7
7	4:18.568	124.888	1:55.928	<b>1:19.699</b>	1:02.941	206.5
8	4:30.382	119.431	1:58.784	1:25.775		204.0
9	6:30.580	82.677		1:23.592	1:03.479	175.8
10	<b>4:16.433</b>	<b>125.928</b>	<b>1:54.501</b>	1:19.786	<b>1:02.146</b>	205.9
11	4:51.525	110.769	2:07.208	1:27.642	1:16.675	202.2
<i>Ideal</i>	<i>4:16.346</i>	<i>125.970</i>	<i>1:54.501</i>	<i>1:19.699</i>	<i>1:02.146</i>	<i>207.2</i>

**2** 74 Davey TODD

SBK Behind **2.230**

Best Time **4:18.663** Best Speed **124.842** On **9** Gp

Lap	Lap Time	Lap Speed	Sector 1	Sector 2	Sector 3	Speed Trap
1	4:42.604	112.482		1:25.453	1:08.286	206.5
2	4:49.519	111.537	2:18.236	1:23.007	1:08.276	207.8
3	4:20.097	124.154	1:55.859	1:20.876	1:03.362	207.8
4	4:21.111	123.672	1:56.147	1:21.613	1:03.351	205.9
5	4:31.341	119.009	1:59.140	1:22.761		207.2
6	21:56.655	24.526		1:42.982	1:06.758	199.2
7	4:19.791	124.300	1:56.359	1:20.826	<b>1:02.606</b>	<b>209.8</b>
8	4:19.956	124.221	1:56.379	<b>1:20.609</b>	1:02.968	198.6
9	<b>4:18.663</b>	<b>124.842</b>	<b>1:55.369</b>	1:20.647	1:02.647	206.5
10	4:47.310	112.394	2:05.968	1:29.111		202.8
<i>Ideal</i>	<i>4:18.584</i>	<i>124.880</i>	<i>1:55.369</i>	<i>1:20.609</i>	<i>1:02.606</i>	<i>209.8</i>

### Qualifying Classification

Position

**3** 6 Michael DUNLOP

SBK Behind **4.500**

Best Time **4:20.933** Best Speed **123.756** On **8** Gp

Lap	Lap Time	Lap Speed	Sector 1	Sector 2	Sector 3	Speed Trap
1	7:38.099	69.391		1:26.335	1:13.676	202.2
2	4:26.563	121.142	1:59.430	1:21.961	1:05.172	201.6
3	4:36.094	116.960	2:01.132	1:23.686		202.2
4	10:38.586	50.568		1:22.678	1:07.275	201.0
5	4:27.944	120.518	1:58.963	1:21.485		<b>202.8</b>
6	13:56.503	38.604		1:23.183	1:11.213	198.0
7	4:22.730	122.909	1:57.295	1:21.989	<b>1:03.446</b>	<b>202.8</b>
8	<b>4:20.933</b>	<b>123.756</b>	<b>1:56.789</b>	<b>1:20.571</b>	1:03.573	<b>202.8</b>
9	4:45.402	113.146	1:57.657	1:27.527		202.2
<i>Ideal</i>	<i>4:20.806</i>	<i>123.816</i>	<i>1:56.789</i>	<i>1:20.571</i>	<i>1:03.446</i>	<i>202.8</i>

**4** 5 Dean HARRISON

SBK Behind **5.882**

Best Time **4:22.315** Best Speed **123.104** On **10** Gp

Lap	Lap Time	Lap Speed	Sector 1	Sector 2	Sector 3	Speed Trap
1	4:39.170	113.866		1:25.308	1:07.816	199.2
2	4:35.269	117.311	2:01.204	1:24.783		<b>205.3</b>
3	11:01.679	48.803		1:22.967	1:05.151	204.0
4	4:26.160	121.326	1:58.490	1:22.751	1:04.919	<b>205.3</b>
5	4:28.325	120.347	1:59.889	1:23.781	1:04.655	202.2
6	4:23.752	122.433	1:57.906	<b>1:21.923</b>	1:03.923	202.8
7	4:30.296	119.469	1:57.630	1:22.100		202.2
8	8:47.903	61.170		1:22.280	1:04.135	202.8
9	4:25.384	121.680	1:59.501	1:22.435	1:03.448	196.9
10	<b>4:22.315</b>	<b>123.104</b>	<b>1:57.274</b>	1:22.088	<b>1:02.953</b>	201.6
<i>Ideal</i>	<i>4:22.150</i>	<i>123.181</i>	<i>1:57.274</i>	<i>1:21.923</i>	<i>1:02.953</i>	<i>205.3</i>

**5** 60 Peter HICKMAN

SBK Behind **5.978**

Best Time **4:22.411** Best Speed **123.059** On **7** Gp

Lap	Lap Time	Lap Speed	Sector 1	Sector 2	Sector 3	Speed Trap
1	5:08.850	102.924		1:25.450	1:05.960	188.1
2	4:34.984	117.432	2:03.693	1:26.009	1:05.282	<b>203.4</b>
3	4:25.940	121.426	1:58.986	1:22.757	1:04.197	198.6
4	4:45.090	113.269	1:57.931	1:34.282		198.0
5	21:30.336	25.026		1:22.441	1:05.483	198.6
6	4:23.379	122.607	1:58.032	1:22.144	<b>1:03.203</b>	200.4
7	<b>4:22.411</b>	<b>123.059</b>	<b>1:57.211</b>	<b>1:21.395</b>	1:03.805	202.2
<i>Ideal</i>	<i>4:21.809</i>	<i>123.342</i>	<i>1:57.211</i>	<i>1:21.395</i>	<i>1:03.203</i>	<i>203.4</i>

## SUPERBIKE

Q2: Second Qualifying

Thursday, 09 May 2024

### DETAILED SECTOR ANALYSIS

#### Qualifying Classification

Position

<b>6</b>	<b>24 Conor CUMMINS</b>	SBK	Behind	<b>7.816</b>		
Best Time	<b>4:24.249</b>	Best Speed	<b>122.203</b>	On 7 Gp		
Lap	Lap Time	Lap Speed	Sector 1	Sector 2	Sector 3	Speed Trap
1	4:48.809	110.066	1:25.337	1:06.504	199.8	
2	4:32.058	118.695	2:00.439	1:23.710	201.0	
3	17:24.535	30.915	1:26.696	1:07.662	201.0	
4	4:28.730	120.165	1:59.816	1:23.919	1:04.995	203.4
5	4:32.666	118.431	2:00.435	1:24.700	1:07.531	199.8
6	4:35.685	117.134	2:04.076	1:24.890	1:06.719	198.6
7	<b>4:24.249</b>	<b>122.203</b>	<b>1:58.427</b>	<b>1:21.883</b>	<b>1:03.939</b>	<b>204.7</b>
8	4:27.197	120.855	1:59.519	1:22.558	1:05.120	200.4
9	4:31.749	118.830	2:01.464	1:23.695	1:06.590	198.6
10	5:28.791	98.214	2:47.780	1:27.842		191.3
<i>Ideal</i>	<i>4:24.249</i>	<i>122.203</i>	<i>1:58.427</i>	<i>1:21.883</i>	<i>1:03.939</i>	<i>204.7</i>

#### 7 2 John McGUINNESS

<b>7</b>	<b>2 John McGUINNESS</b>	SBK	Behind	<b>9.682</b>		
Best Time	<b>4:26.115</b>	Best Speed	<b>121.346</b>	On 10 Gp		
Lap	Lap Time	Lap Speed	Sector 1	Sector 2	Sector 3	Speed Trap
1	4:44.613	111.689	1:26.103	1:07.099	194.6	
2	4:31.429	118.970	2:01.086	1:24.034	1:06.309	<b>199.8</b>
3	4:28.887	120.095	2:00.506	1:23.426	1:04.955	195.7
4	4:45.694	113.030	2:05.915	1:26.072		184.0
5	13:31.853	39.776	1:24.399	1:05.618	197.5	
6	4:35.332	117.284	2:01.085	1:24.639	1:09.608	197.5
7	4:26.267	121.277	<b>1:59.090</b>	1:22.949	1:04.228	198.6
8	4:48.797	111.816	2:04.701	1:28.806		198.0
9	8:02.112	66.980	1:23.643	1:05.002	192.9	
10	<b>4:26.115</b>	<b>121.346</b>	1:59.431	<b>1:22.759</b>	<b>1:03.925</b>	196.9
11	4:55.327	109.343	2:10.079	1:30.403		174.4
<i>Ideal</i>	<i>4:25.774</i>	<i>121.502</i>	<i>1:59.090</i>	<i>1:22.759</i>	<i>1:03.925</i>	<i>199.8</i>

#### Qualifying Classification

Position

<b>8</b>	<b>37 James HILLIER</b>	SBK	Behind	<b>10.467</b>		
Best Time	<b>4:26.900</b>	Best Speed	<b>120.989</b>	On 9 Gp		
Lap	Lap Time	Lap Speed	Sector 1	Sector 2	Sector 3	Speed Trap
1	5:05.191	104.158		1:29.295	1:11.157	179.5
2	4:53.942	109.858	2:04.852	1:34.631	1:14.459	189.1
3	4:30.668	119.305	2:00.716	1:23.568	1:06.384	196.9
4	4:42.203	114.428	2:03.383	1:25.882		193.5
5	26:18.918	20.452		1:24.904	1:06.497	198.6
6	4:28.271	120.371	1:59.572	1:24.048	1:04.651	196.9
7	4:28.162	120.420	1:59.760	1:23.641	1:04.761	196.3
8	4:33.969	117.867	<b>1:58.440</b>	1:24.797	1:10.732	<b>199.2</b>
9	<b>4:26.900</b>	<b>120.989</b>	1:59.184	<b>1:23.473</b>	<b>1:04.243</b>	195.7
<i>Ideal</i>	<i>4:26.156</i>	<i>121.327</i>	<i>1:58.440</i>	<i>1:23.473</i>	<i>1:04.243</i>	<i>199.2</i>

#### 9 22 Paul JORDAN

<b>9</b>	<b>22 Paul JORDAN</b>	SBK	Behind	<b>12.493</b>		
Best Time	<b>4:28.926</b>	Best Speed	<b>120.078</b>	On 6 Gp		
Lap	Lap Time	Lap Speed	Sector 1	Sector 2	Sector 3	Speed Trap
1	4:44.942	111.560		1:25.383	1:07.053	187.0
2	4:31.456	118.959	2:01.932	1:23.696	1:05.828	<b>200.4</b>
3	4:29.017	120.037	2:00.532	1:23.460	<b>1:05.025</b>	197.5
4	4:46.882	112.562	2:05.957	1:27.129		189.1
5	13:31.681	39.784		1:24.571	1:06.246	192.4
6	<b>4:28.926</b>	<b>120.078</b>	<b>2:00.481</b>	<b>1:23.171</b>	1:05.274	<b>200.4</b>
7	4:29.659	119.751	2:00.843	1:23.565	1:05.251	197.5
8	4:59.764	107.725	2:11.728	1:32.399		197.5
<i>Ideal</i>	<i>4:28.677</i>	<i>120.189</i>	<i>2:00.481</i>	<i>1:23.171</i>	<i>1:05.025</i>	<i>200.4</i>

#### 10 38 Erno KOSTAMO

<b>10</b>	<b>38 Erno KOSTAMO</b>	SBK	Behind	<b>13.144</b>		
Best Time	<b>4:29.577</b>	Best Speed	<b>119.788</b>	On 5 Gp		
Lap	Lap Time	Lap Speed	Sector 1	Sector 2	Sector 3	Speed Trap
1	5:10.129	102.499		1:25.236	1:06.428	188.1
2	4:35.853	117.062	2:03.208	1:25.767	1:06.878	<b>202.2</b>
3	4:31.709	118.848	2:02.043	<b>1:23.736</b>	1:05.930	201.6
4	4:32.009	118.717	2:01.185	1:24.565	1:06.259	200.4
5	<b>4:29.577</b>	<b>119.788</b>	<b>2:00.725</b>	1:23.783	<b>1:05.069</b>	191.8
6	5:01.661	107.047	2:09.087	1:35.050		188.1
7	22:08.703	24.303		1:29.629	1:09.416	187.6
8	4:50.647	111.104	2:09.373	1:30.047	1:11.227	184.0
9	4:53.877	109.883	2:01.476	1:35.514	1:16.887	198.6
<i>Ideal</i>	<i>4:29.530</i>	<i>119.809</i>	<i>2:00.725</i>	<i>1:23.736</i>	<i>1:05.069</i>	<i>202.2</i>

## SUPERBIKE

Q2: Second Qualifying

Thursday, 09 May 2024

## DETAILED SECTOR ANALYSIS

### Qualifying Classification

Position

**11** 156 Adam McLEAN

SBK Behind 13.638

Best Time 4:30.071 Best Speed 119.569 On 9 Gp

Lap	Lap Time	Lap Speed	Sector 1	Sector 2	Sector 3	Speed Trap
1	7:07.937	74.282		1:26.436	1:07.857	166.7
2	4:34.004	117.852	2:02.722	1:25.096	1:06.186	191.8
3	4:35.843	117.067	2:01.182	1:25.042		190.2
4	5:38.706	95.339		1:24.755	1:06.149	188.6
5	4:31.682	118.860	2:01.045	1:24.770	1:05.867	190.7
6	4:56.501	108.910	2:03.259	1:39.622		191.3
7	21:19.425	25.239		1:26.687	1:06.276	192.4
8	4:30.671	119.304	2:01.091	1:24.077	1:05.503	194.0
9	4:30.071	119.569	2:00.881	1:23.674	1:05.516	192.4
<i>Ideal</i>	4:30.058	119.574	2:00.881	1:23.674	1:05.503	194.0

**12** 96 Dom HERBERTSON

SBK Behind 14.340

Best Time 4:30.773 Best Speed 119.259 On 8 Gp

Lap	Lap Time	Lap Speed	Sector 1	Sector 2	Sector 3	Speed Trap
1	5:06.522	103.705		1:29.459	1:10.977	168.3
2	4:38.332	116.020	2:05.292	1:26.011	1:07.029	186.0
3	4:32.591	118.463	2:02.763	1:23.749	1:06.079	193.5
4	4:31.906	118.762	2:00.891	1:24.828	1:06.187	201.0
5	4:32.395	118.548	2:01.859	1:24.184	1:06.352	198.6
6	4:46.868	112.567	2:01.136	1:29.251		204.7
7	19:00.888	28.304		1:24.575	1:05.741	198.0
8	4:30.773	119.259	2:00.311	1:25.119	1:05.343	204.0
9	4:30.995	119.161	2:00.265	1:23.894	1:06.836	199.2
10	4:47.028	112.505	2:03.739	1:28.325		199.8
<i>Ideal</i>	4:29.357	119.886	2:00.265	1:23.749	1:05.343	204.7

**13** 4 Michael RUTTER

SBK Behind 14.908

Best Time 4:31.341 Best Speed 119.009 On 4 Gp

Lap	Lap Time	Lap Speed	Sector 1	Sector 2	Sector 3	Speed Trap
1	4:43.434	112.153		1:25.927	1:07.752	206.5
2	4:35.443	117.237	2:01.007	1:24.408		204.0
3	16:15.578	33.100		1:25.723	1:06.810	198.0
4	4:31.341	119.009	2:01.141	1:24.146	1:06.054	195.2
5	4:32.448	118.525	2:01.910	1:24.863	1:05.675	189.7
6	5:05.715	105.628	2:10.953	1:28.951		181.0
7	16:12.828	33.194		1:37.602		179.1
<i>Ideal</i>	4:30.828	119.234	2:01.007	1:24.146	1:05.675	206.5

### Qualifying Classification

Position

**14** 8 Ian HUTCHINSON

SBK Behind 15.747

Best Time 4:32.180 Best Speed 118.642 On 6 Gp

Lap	Lap Time	Lap Speed	Sector 1	Sector 2	Sector 3	Speed Trap
1	5:56.839	89.082		1:32.877		188.6
2	11:28.090	46.930		1:29.369		205.3
3	18:04.807	29.768		1:25.234	1:07.096	195.2
4	4:34.775	117.522	2:03.124	1:25.286	1:06.365	196.3
5	4:34.143	117.793	2:02.803	1:24.989	1:06.351	194.0
6	4:32.180	118.642	2:02.032	1:24.579	1:05.569	196.3
7	4:43.081	114.073	2:05.644	1:24.659		198.6
8	6:21.774	84.584		1:23.604	1:06.739	201.6
<i>Ideal</i>	4:31.205	119.069	2:02.032	1:23.604	1:05.569	205.3

**15** 9 Craig NEVE

SBK Behind 16.181

Best Time 4:32.614 Best Speed 118.453 On 10 Gp

Lap	Lap Time	Lap Speed	Sector 1	Sector 2	Sector 3	Speed Trap
1	5:07.129	103.500		1:27.044	1:09.014	199.2
2	4:40.519	115.115	2:05.254	1:27.647	1:07.618	194.0
3	4:34.315	117.719	2:02.579	1:25.200	1:06.536	198.6
4	4:40.963	114.933	2:03.063	1:26.183		192.4
5	16:01.821	33.574		1:25.947	1:07.359	196.3
6	4:36.558	116.764	2:03.908	1:25.022	1:07.628	196.9
7	4:33.580	118.035	2:02.143	1:24.712	1:06.725	196.3
8	4:44.190	113.628	2:01.843	1:24.551	1:17.796	196.9
9	4:34.117	117.804	2:03.137	1:24.662	1:06.318	196.9
10	4:32.614	118.453	2:01.856	1:24.136	1:06.622	195.7
<i>Ideal</i>	4:32.297	118.591	2:01.843	1:24.136	1:06.318	199.2

## SUPERBIKE

Q2: Second Qualifying

Thursday, 09 May 2024

### DETAILED SECTOR ANALYSIS

#### Qualifying Classification

Position

<b>16</b>	<b>16 Mike BROWNE</b>	SBK	Behind	<b>16.221</b>		
Best Time	<b>4:32.654</b>	Best Speed	<b>118.436</b>	On 3 Gp		
Lap	Lap Time	Lap Speed	Sector 1	Sector 2	Sector 3	Speed Trap
1	7:11.608	73.650		1:26.773		189.7
2	5:38.123	95.504		1:24.939	1:07.948	199.8
3	<b>4:32.654</b>	<b>118.436</b>	<b>2:01.543</b>	1:24.402	1:06.709	199.8
4	4:35.136	117.367	2:02.765	1:24.743		<b>200.4</b>
5	8:25.868	63.835		1:23.984	<b>1:05.747</b>	198.6
6	4:33.719	117.975	2:03.112	<b>1:23.747</b>	1:06.860	198.6
7	4:33.572	118.038	2:02.089	1:25.398	1:06.085	198.6
8	4:33.363	118.129	2:02.265	1:25.125	1:05.973	197.5
9	4:33.408	118.109	2:01.823	1:24.518		197.5
<i>Ideal</i>	<i>4:31.037</i>	<i>119.142</i>	<i>2:01.543</i>	<i>1:23.747</i>	<i>1:05.747</i>	<i>200.4</i>

#### 17 23 David JOHNSON

	SBK	Behind	<b>16.565</b>			
Best Time	<b>4:32.998</b>	Best Speed	<b>118.287</b>			
		On 9 Gp				
Lap	Lap Time	Lap Speed	Sector 1	Sector 2	Sector 3	Speed Trap
1	5:05.501	104.052		1:29.101	1:10.665	173.1
2	4:38.903	115.782	2:04.880	1:27.107	1:06.916	<b>199.8</b>
3	4:34.309	117.721	2:02.736	1:25.526	1:06.047	199.2
4	4:46.378	112.760	2:04.321	1:27.724		198.0
5	14:22.989	37.419		1:27.815	1:06.884	196.3
6	4:35.334	117.283	2:02.627	1:25.275	1:07.432	197.5
7	4:55.666	109.218	2:11.497	1:26.871		196.3
8	9:35.797	56.082		1:27.426	1:08.710	196.9
9	<b>4:32.998</b>	<b>118.287</b>	<b>2:01.791</b>	<b>1:24.616</b>	1:06.591	195.7
10	4:33.059	118.260	2:03.058	1:24.641	<b>1:05.360</b>	195.2
<i>Ideal</i>	<i>4:31.767</i>	<i>118.822</i>	<i>2:01.791</i>	<i>1:24.616</i>	<i>1:05.360</i>	<i>199.8</i>

#### 18 7 Sam WEST

	SBK	Behind	<b>16.727</b>			
Best Time	<b>4:33.160</b>	Best Speed	<b>118.216</b>			
		On 2 Gp				
Lap	Lap Time	Lap Speed	Sector 1	Sector 2	Sector 3	Speed Trap
1	31:18.507	16.922		1:27.510	1:08.585	198.0
2	<b>4:33.160</b>	<b>118.216</b>	<b>2:01.809</b>	<b>1:24.956</b>	<b>1:06.395</b>	197.5
3	4:33.981	117.862	2:01.940	1:25.271	1:06.770	<b>199.8</b>
4	4:52.230	110.502	2:03.260	1:30.678		198.0
<i>Ideal</i>	<i>4:33.160</i>	<i>118.216</i>	<i>2:01.809</i>	<i>1:24.956</i>	<i>1:06.395</i>	<i>199.8</i>

#### Qualifying Classification

Position

<b>19</b>	<b>231 Marcus SIMPSON</b>	SBK	Behind	<b>17.031</b>		
Best Time	<b>4:33.464</b>	Best Speed	<b>118.085</b>	On 10 Gp		
Lap	Lap Time	Lap Speed	Sector 1	Sector 2	Sector 3	Speed Trap
1	6:28.621	81.797		1:27.231	1:07.428	198.0
2	4:37.082	116.543	2:03.956	1:26.395	1:06.731	198.6
3	4:38.034	116.144	2:04.681	1:26.260	1:07.093	196.9
4	4:37.902	116.199	2:04.030	1:26.790	1:07.082	<b>201.0</b>
5	4:34.152	117.789	2:01.912	1:25.307	1:06.933	198.0
6	4:43.070	114.078	2:07.642	1:26.137		194.0
7	11:13.222	47.966		1:25.677	1:06.810	195.2
8	4:43.182	114.033	<b>2:01.705</b>	1:34.843	1:06.634	196.3
9	4:34.700	117.554	2:02.821	1:26.114	<b>1:05.765</b>	195.2
10	<b>4:33.464</b>	<b>118.085</b>	2:02.330	1:25.227	1:05.907	193.5
11	4:33.596	118.028	2:02.870	<b>1:24.897</b>	1:05.829	190.2
12	4:42.001	114.510	2:06.281	1:26.946		187.6
<i>Ideal</i>	<i>4:32.367</i>	<i>118.561</i>	<i>2:01.705</i>	<i>1:24.897</i>	<i>1:05.765</i>	<i>201.0</i>

#### 20 65 Michael SWEENEY

	SBK	Behind	<b>17.033</b>			
Best Time	<b>4:33.466</b>	Best Speed	<b>118.084</b>			
		On 3 Gp				
Lap	Lap Time	Lap Speed	Sector 1	Sector 2	Sector 3	Speed Trap
1	5:12.253	101.802		1:25.798	1:07.484	189.1
2	4:36.443	116.813	2:02.859	1:26.392	1:07.192	<b>200.4</b>
3	<b>4:33.466</b>	<b>118.084</b>	2:02.563	1:24.559	<b>1:06.344</b>	199.2
4	5:15.104	102.480	<b>2:02.241</b>	<b>1:24.092</b>		199.2
<i>Ideal</i>	<i>4:32.677</i>	<i>118.426</i>	<i>2:02.241</i>	<i>1:24.092</i>	<i>1:06.344</i>	<i>200.4</i>

#### 21 20 Michael EVANS

	SBK	Behind	<b>17.350</b>			
Best Time	<b>4:33.783</b>	Best Speed	<b>117.947</b>			
		On 8 Gp				
Lap	Lap Time	Lap Speed	Sector 1	Sector 2	Sector 3	Speed Trap
1	4:45.954	111.165		1:25.926	1:07.098	182.0
2	4:34.235	117.753	<b>2:02.902</b>	1:24.755	1:06.578	<b>195.2</b>
3	4:41.917	114.544	2:05.106	1:26.352		194.0
4	11:14.833	47.852		1:30.723	1:08.772	194.0
5	4:35.301	117.297	2:03.396	1:24.631	1:07.274	192.4
6	4:42.351	114.368	2:06.959	1:25.953		191.8
7	17:26.616	30.854		<b>1:24.440</b>	1:06.882	193.5
8	<b>4:33.783</b>	<b>117.947</b>	2:03.631	1:24.699	<b>1:05.453</b>	191.8
9	5:39.317	95.168	2:06.989	1:34.593		189.7
<i>Ideal</i>	<i>4:32.795</i>	<i>118.375</i>	<i>2:02.902</i>	<i>1:24.440</i>	<i>1:05.453</i>	<i>195.2</i>

## SUPERBIKE

Q2: Second Qualifying

Thursday, 09 May 2024

## DETAILED SECTOR ANALYSIS

### Qualifying Classification

Position

**22** 111 Brian McCORMACK

SBK Behind 18.736

Best Time 4:35.169 Best Speed 117.353 On 9 Gp

Lap	Lap Time	Lap Speed	Sector 1	Sector 2	Sector 3	Speed Trap
1	5:04.078	104.539		1:29.166	1:09.504	168.7
2	4:41.221	114.828	2:05.445	1:28.763	1:07.013	191.8
3	4:38.102	116.116	2:04.268	1:27.338	1:06.496	195.2
4	4:59.101	107.964	2:13.536	1:32.216		189.7
5	12:59.948	41.403		1:29.139	1:09.559	191.8
6	4:36.650	116.725	2:03.918	1:26.766	1:05.966	191.8
7	4:51.806	110.663	2:08.436	1:31.697		187.6
8	12:06.430	44.453		1:25.692	1:05.593	193.5
9	4:35.169	117.353	2:03.417	1:26.144	1:05.608	190.7
10	4:37.956	116.177	2:04.750	1:26.884	1:06.322	189.1
<i>Ideal</i>	4:34.702	117.553	2:03.417	1:25.692	1:05.593	195.2

**23** 17 Gary McCOY

SBK Behind 19.189

Best Time 4:35.622 Best Speed 117.160 On 9 Gp

Lap	Lap Time	Lap Speed	Sector 1	Sector 2	Sector 3	Speed Trap
1	5:06.176	103.823		1:28.784	1:11.115	165.4
2	4:39.338	115.602	2:04.885	1:27.672	1:06.781	198.0
3	4:49.948	111.372	2:03.157	1:37.231	1:09.560	194.0
4	4:46.194	112.833	2:04.922	1:26.508		190.7
5	20:13.675	26.607		1:27.250	1:07.268	189.1
6	4:37.054	116.555	2:03.930	1:26.375	1:06.749	191.3
7	4:42.214	114.424	2:07.497	1:27.597	1:07.120	191.8
8	4:37.133	116.522	2:04.365	1:25.816	1:06.952	186.5
9	4:35.622	117.160	2:03.669	1:25.128	1:06.825	194.0
<i>Ideal</i>	4:35.034	117.411	2:03.157	1:25.128	1:06.749	198.0

**24** 15 Nathan HARRISON

SBK Behind 19.796

Best Time 4:36.229 Best Speed 116.903 On 3 Gp

Lap	Lap Time	Lap Speed	Sector 1	Sector 2	Sector 3	Speed Trap
1	33:08.722	15.984		1:27.818		195.7
2	10:30.128	51.247		1:26.511	1:07.484	190.7
3	4:36.229	116.903	2:03.915	1:26.041	1:06.273	194.0
4	4:36.361	116.847	2:03.500	1:25.832	1:07.029	194.6
5	4:45.560	113.083	2:06.931	1:27.531		191.8
<i>Ideal</i>	4:35.605	117.168	2:03.500	1:25.832	1:06.273	195.7

### Qualifying Classification

Position

**25** 48 Eddy FERRE

SBK Behind 19.917

Best Time 4:36.350 Best Speed 116.852 On 11 Gp

Lap	Lap Time	Lap Speed	Sector 1	Sector 2	Sector 3	Speed Trap
1	5:06.781	103.618		1:29.599	1:10.188	165.8
2	4:42.777	114.196	2:06.807	1:28.486	1:07.484	195.7
3	4:39.827	115.400	2:04.269	1:28.092	1:07.466	193.5
4	4:39.040	115.725	2:04.923	1:26.841	1:07.276	194.0
5	4:56.640	108.859	2:12.062	1:28.929		186.0
6	8:00.961	67.141		1:27.524	1:06.424	188.1
7	4:42.864	114.161	2:05.480	1:29.292	1:08.092	189.1
8	4:38.605	115.906	2:04.023	1:26.892	1:07.690	189.7
9	4:47.787	112.208	2:05.745	1:29.691		192.4
10	10:27.987	51.421		1:27.133	1:07.045	190.7
11	4:36.350	116.852	2:02.837	1:26.456	1:07.057	189.1
<i>Ideal</i>	4:35.717	117.120	2:02.837	1:26.456	1:06.424	195.7

**26** 91 Julian TRUMMER

SBK Behind 20.361

Best Time 4:36.794 Best Speed 116.664 On 8 Gp

Lap	Lap Time	Lap Speed	Sector 1	Sector 2	Sector 3	Speed Trap
1	5:14.249	101.155		1:28.021	1:09.082	188.6
2	4:40.701	115.041	2:05.633	1:26.553	1:08.515	195.2
3	4:40.224	115.236	2:05.881	1:26.302	1:08.041	187.0
4	4:39.287	115.623	2:05.032	1:26.156	1:08.099	194.0
5	4:37.674	116.295	2:04.423	1:25.376	1:07.875	192.4
6	5:00.840	107.339	2:14.240	1:31.446		191.3
7	13:19.209	40.405		1:26.659	1:07.617	191.3
8	4:36.794	116.664	2:04.047	1:25.870	1:06.877	191.8
9	4:44.409	113.541	2:10.192	1:26.698	1:07.519	192.9
10	4:37.508	116.364	2:04.331	1:25.706	1:07.471	190.7
11	4:58.769	108.084	2:13.239	1:34.171		190.7
<i>Ideal</i>	4:36.300	116.873	2:04.047	1:25.376	1:06.877	195.2

## SUPERBIKE

Q2: Second Qualifying

Thursday, 09 May 2024

### DETAILED SECTOR ANALYSIS

#### Qualifying Classification

Position

**27** 66 Ryan GIBSON

SBK Behind 20.395

Best Time 4:36.828 Best Speed 116.650 On 9 Gp

Lap	Lap Time	Lap Speed	Sector 1	Sector 2	Sector 3	Speed Trap
1	5:05.923	103.908		1:29.349	1:09.847	163.4
2	4:41.181	114.844	2:05.628	1:28.026	1:07.527	191.3
3	4:37.880	116.208	2:03.565	1:27.192	1:07.123	187.0
4	4:46.298	112.792	2:04.758	1:27.223		185.0
5	18:32.330	29.031		1:27.538	1:08.395	186.0
6	4:38.975	115.752	2:04.686	1:26.563	1:07.726	187.6
7	4:47.526	112.310	2:04.962	1:27.571		189.7
8	10:49.666	49.706		1:27.067	1:07.832	187.6
9	4:36.828	116.650	2:03.970	1:26.000	1:06.858	185.5
<i>Ideal</i>	4:36.423	116.821	2:03.565	1:26.000	1:06.858	191.3

#### Qualifying Classification

Position

**30** 32 Luca GOTTARDI

SBK Behind 23.124

Best Time 4:39.557 Best Speed 115.511 On 7 Gp

Lap	Lap Time	Lap Speed	Sector 1	Sector 2	Sector 3	Speed Trap
1	6:40.797	79.312		1:27.469	1:09.525	175.3
2	4:42.965	114.120	2:06.208	1:27.705	1:09.052	190.7
3	4:42.797	114.188	2:06.107	1:27.602	1:09.088	192.4
4	4:54.320	109.717	2:05.324	1:31.479		182.5
5	26:33.263	20.268		1:26.834	1:09.185	191.8
6	4:40.876	114.969	2:06.394	1:26.982	1:07.500	189.7
7	4:39.557	115.511	2:04.641	1:26.889	1:08.027	192.9
8	5:23.267	99.893	2:17.541	1:40.522		165.0
<i>Ideal</i>	4:38.975	115.752	2:04.641	1:26.834	1:07.500	192.9

**28** 174 Laurent HOFFMANN

SBK Behind 20.949

Best Time 4:37.382 Best Speed 116.417 On 8 Gp

Lap	Lap Time	Lap Speed	Sector 1	Sector 2	Sector 3	Speed Trap
1	5:43.025	92.670		1:30.605	1:11.462	159.2
2	4:49.153	111.678	2:10.433	1:29.959	1:08.761	189.7
3	4:43.078	114.075	2:06.479	1:28.020	1:08.579	191.3
4	4:41.955	114.529	2:06.539	1:27.837	1:07.579	187.6
5	5:00.399	107.497	2:11.889	1:31.589		189.7
6	22:36.936	23.798		1:27.422	1:07.706	191.8
7	4:38.929	115.771	2:06.506	1:26.119	1:06.304	183.5
8	4:37.382	116.417	2:04.593	1:26.563	1:06.226	190.2
9	5:44.270	93.798	2:45.857	1:31.454		182.0
<i>Ideal</i>	4:36.938	116.604	2:04.593	1:26.119	1:06.226	191.8

**31** 78 Emmet O'GRADY

SBK Behind 23.709

Best Time 4:40.142 Best Speed 115.270 On 8 Gp

Lap	Lap Time	Lap Speed	Sector 1	Sector 2	Sector 3	Speed Trap
1	5:08.259	103.121		1:30.196	1:09.600	176.3
2	4:43.937	113.729	2:07.963	1:27.365	1:08.609	186.0
3	4:44.945	113.327	2:08.064	1:28.180	1:08.701	180.0
4	4:49.470	111.556	2:06.887	1:28.728		182.0
5	21:20.206	25.224		1:31.535	1:11.355	185.0
6	4:48.702	111.852	2:08.366	1:27.308		174.4
7	7:36.901	70.676		1:31.267	1:08.670	182.0
8	4:40.142	115.270	2:06.422	1:26.216	1:07.504	181.0
9	5:30.882	97.594	2:07.813	1:53.013		177.7
<i>Ideal</i>	4:40.142	115.270	2:06.422	1:26.216	1:07.504	186.0

**29** 25 Amalric BLANC

SBK Behind 21.955

Best Time 4:38.388 Best Speed 115.996 On 7 Gp

Lap	Lap Time	Lap Speed	Sector 1	Sector 2	Sector 3	Speed Trap
1	24:33.857	21.568		1:28.271	1:08.596	171.3
2	4:41.272	114.807	2:07.206	1:26.733	1:07.333	183.0
3	4:58.097	108.327	2:05.937	1:39.773	1:12.387	192.9
4	4:39.366	115.590	2:05.179	1:26.856	1:07.331	192.4
5	5:00.205	107.566	2:15.813	1:27.760		188.6
6	7:40.951	70.055		1:27.553	1:08.426	186.0
7	4:38.388	115.996	2:04.677	1:26.385	1:07.326	189.1
<i>Ideal</i>	4:38.388	115.996	2:04.677	1:26.385	1:07.326	192.9

**32** 36 Jonathan GOETSCHY

SBK Behind 24.417

Best Time 4:40.850 Best Speed 114.980 On 6 Gp

Lap	Lap Time	Lap Speed	Sector 1	Sector 2	Sector 3	Speed Trap
1	6:32.153	81.060		1:29.098	1:10.211	193.5
2	4:46.285	112.797	2:08.067	1:28.965	1:09.253	195.7
3	4:47.196	112.439	2:06.936	1:29.807	1:10.453	195.2
4	4:42.043	114.493	2:05.995	1:27.333	1:08.715	194.0
5	4:53.500	110.024	2:16.478	1:28.250	1:08.772	194.0
6	4:40.850	114.980	2:05.765	1:27.415	1:07.670	193.5
7	4:58.133	108.314	2:09.035	1:32.318		196.3
<i>Ideal</i>	4:40.768	115.013	2:05.765	1:27.333	1:07.670	196.3

## SUPERBIKE

Q2: Second Qualifying

Thursday, 09 May 2024

### DETAILED SECTOR ANALYSIS

#### Qualifying Classification

Position

**33** **45 James CHAWKE**

SBK Behind **25.922**

Best Time **4:42.355** Best Speed **114.367** On **3** Gp

Lap	Lap Time	Lap Speed	Sector 1	Sector 2	Sector 3	Speed Trap
1	5:27.044	97.198		1:30.318	1:09.726	178.6
2	4:45.095	113.268	2:08.526	1:28.384	1:08.185	<b>188.1</b>
3	<b>4:42.355</b>	<b>114.367</b>	<b>2:05.039</b>	1:28.486	1:08.830	186.5
4	4:44.987	113.310	2:05.476	<b>1:28.111</b>		186.0
5	12:56.495	41.587		1:29.310	1:08.778	185.0
6	4:43.632	113.852	2:06.191	1:28.979	1:08.462	184.5
7	4:43.331	113.973	2:06.781	1:28.504	<b>1:08.046</b>	183.5
8	4:44.362	113.559	2:06.638	1:29.063	1:08.661	182.5
9	4:47.986	112.130	2:09.832	1:29.597	1:08.557	178.6
10	4:52.848	110.269	2:06.447	1:30.360		185.0
<i>Ideal</i>	<i>4:41.196</i>	<i>114.838</i>	<i>2:05.039</i>	<i>1:28.111</i>	<i>1:08.046</i>	<i>188.1</i>

**34** **119 Kris DUNCAN**

SBK Behind **26.637**

Best Time **4:43.070** Best Speed **114.078** On **8** Gp

Lap	Lap Time	Lap Speed	Sector 1	Sector 2	Sector 3	Speed Trap
1	5:22.421	98.592		1:30.623	1:09.851	176.7
2	4:45.680	113.036	2:07.595	1:28.388	1:09.697	<b>188.6</b>
3	4:46.153	112.849	2:07.794	1:28.532	1:09.827	186.5
4	5:01.729	107.023	2:19.793	1:28.935		186.5
5	21:29.530	25.042		1:28.146	1:13.812	187.6
6	4:44.752	113.404	2:07.395	1:27.826	1:09.531	185.5
7	4:43.268	113.998	2:06.856	1:27.908	1:08.504	187.0
8	<b>4:43.070</b>	<b>114.078</b>	<b>2:06.548</b>	1:28.039	<b>1:08.483</b>	187.6
9	4:56.018	109.088	2:10.964	<b>1:27.501</b>		184.0
<i>Ideal</i>	<i>4:42.532</i>	<i>114.295</i>	<i>2:06.548</i>	<i>1:27.501</i>	<i>1:08.483</i>	<i>188.6</i>

**35** **56 Ryan WHITEHALL**

SBK Behind **26.829**

Best Time **4:43.262** Best Speed **114.000** On **5** Gp

Lap	Lap Time	Lap Speed	Sector 1	Sector 2	Sector 3	Speed Trap
1	5:52.024	90.301		1:32.234	1:24.521	180.5
2	5:51.381	91.900	2:10.942	1:47.041		189.7
3	7:47.067	69.138		<b>1:29.085</b>	1:08.703	<b>194.6</b>
4	4:45.633	113.054	2:08.509	1:29.237	1:07.887	191.8
5	<b>4:43.262</b>	<b>114.000</b>	<b>2:06.488</b>	1:29.212	<b>1:07.562</b>	189.7
6	4:51.228	110.882	2:08.543	1:29.630		190.7
<i>Ideal</i>	<i>4:43.135</i>	<i>114.052</i>	<i>2:06.488</i>	<i>1:29.085</i>	<i>1:07.562</i>	<i>194.6</i>

#### Qualifying Classification

Position

**36** **21 Phil STEWART**

SBK Behind **27.414**

Best Time **4:43.847** Best Speed **113.766** On **4** Gp

Lap	Lap Time	Lap Speed	Sector 1	Sector 2	Sector 3	Speed Trap
1	6:58.282	75.997		1:29.094		186.5
2	8:09.327	65.993		1:29.203	1:09.800	189.1
3	4:44.851	113.365	2:07.893	1:27.828	1:09.130	<b>191.3</b>
4	<b>4:43.847</b>	<b>113.766</b>	<b>2:07.347</b>	<b>1:27.621</b>	<b>1:08.879</b>	189.7
5	4:51.228	110.882	2:08.312	1:28.394		190.2
<i>Ideal</i>	<i>4:43.847</i>	<i>113.766</i>	<i>2:07.347</i>	<i>1:27.621</i>	<i>1:08.879</i>	<i>191.3</i>

**37** **10 Marty LENNON**

SBK Behind **30.421**

Best Time **4:46.854** Best Speed **112.573** On **7** Gp

Lap	Lap Time	Lap Speed	Sector 1	Sector 2	Sector 3	Speed Trap
1	5:58.956	88.557		1:34.545	1:13.579	185.0
2	4:57.170	108.665	2:12.259	1:32.377		172.2
3	9:08.161	58.910		1:31.237	1:10.004	<b>190.7</b>
4	4:49.623	111.497	2:09.992	1:30.643	<b>1:08.988</b>	189.7
5	4:55.523	109.271	2:09.669	1:33.127		178.1
6	7:00.650	76.767		1:31.108	1:10.621	183.0
7	<b>4:46.854</b>	<b>112.573</b>	<b>2:07.981</b>	<b>1:29.579</b>	1:09.294	187.6
8	5:12.098	103.468	2:18.352	1:37.193		158.4
<i>Ideal</i>	<i>4:46.548</i>	<i>112.693</i>	<i>2:07.981</i>	<i>1:29.579</i>	<i>1:08.988</i>	<i>190.7</i>

**38** **43 Sam JOHNSON**

SBK Behind **34.274**

Best Time **4:50.707** Best Speed **111.081** On **8** Gp

Lap	Lap Time	Lap Speed	Sector 1	Sector 2	Sector 3	Speed Trap
1	5:52.220	90.250		1:33.926	1:24.446	186.0
2	4:52.898	110.250	2:11.568	1:30.123	1:11.207	<b>187.6</b>
3	4:51.136	110.917	2:10.595	1:29.959	<b>1:10.582</b>	186.0
4	4:55.106	109.425	2:11.099	1:31.475		161.9
5	9:01.120	59.676		1:29.485	1:11.637	186.0
6	4:52.705	110.323	<b>2:09.665</b>	1:30.838		185.5
7	8:21.642	64.373		1:29.610	1:12.594	184.0
8	<b>4:50.707</b>	<b>111.081</b>	2:09.704	<b>1:29.250</b>	1:11.753	183.5
9	5:38.927	95.277	2:20.043	1:45.913		176.7
<i>Ideal</i>	<i>4:49.497</i>	<i>111.545</i>	<i>2:09.665</i>	<i>1:29.250</i>	<i>1:10.582</i>	<i>187.6</i>

## SUPERBIKE

Q2: Second Qualifying

Thursday, 09 May 2024

### DETAILED SECTOR ANALYSIS

#### Qualifying Classification

Position

**39** 54 Paul CASSIDY

SBK Behind 35.705

Best Time 4:52.138 Best Speed 110.537 On 8 Gp

Lap	Lap Time	Lap Speed	Sector 1	Sector 2	Sector 3	Speed Trap
1	5:41.792	93.004	1:34.187	1:11.637	182.5	
2	4:55.226	109.381	2:12.408	1:32.117	1:10.701	183.5
3	4:56.723	108.829	2:11.717	1:33.357	1:11.649	183.5
4	4:55.127	109.417	2:11.989	1:32.272	1:10.866	177.7
5	4:57.950	108.381	2:12.565	1:32.123	179.1	
6	20:09.960	26.688	1:38.032	1:10.195	177.7	
7	4:54.219	109.755	2:11.330	1:32.783	1:10.106	179.1
8	4:52.138	110.537	2:10.390	1:31.019	1:10.729	179.1
9	4:56.954	108.744	2:11.588	1:32.521	175.8	
<i>Ideal</i>	4:51.515	110.773	2:10.390	1:31.019	1:10.106	183.5

**40** 44 Liam CHAWKE

SBK Behind 38.534

Best Time 4:54.967 Best Speed 109.477 On 3 Gp

Lap	Lap Time	Lap Speed	Sector 1	Sector 2	Sector 3	Speed Trap
1	5:46.942	91.623	1:34.374	1:14.598	188.1	
2	4:59.492	107.823	2:13.931	1:33.308	1:12.253	187.6
3	4:54.967	109.477	2:12.373	1:31.285	1:11.309	188.6
4	4:58.829	108.062	2:12.441	1:31.546	188.1	
5	12:24.294	43.386	1:32.564	1:12.477	186.0	
6	4:58.581	108.152	2:14.627	1:31.939	1:12.015	187.0
7	4:56.909	108.761	2:13.358	1:31.257	1:12.294	187.6
8	5:02.597	106.716	2:13.223	1:33.070	185.0	
9	5:42.820	94.195	1:31.506	1:12.047	180.0	
10	5:04.027	106.214	2:14.272	1:33.019	181.5	
<i>Ideal</i>	4:54.939	109.487	2:12.373	1:31.257	1:11.309	188.6

**41** 88 Sean McTAGGART

SBK Behind 38.774

Best Time 4:55.207 Best Speed 109.388 On 4 Gp

Lap	Lap Time	Lap Speed	Sector 1	Sector 2	Sector 3	Speed Trap
1	5:26.691	97.303	1:32.770	1:12.206	185.0	
2	4:57.631	108.497	2:13.755	1:31.981	1:11.895	185.0
3	5:10.433	104.022	2:25.435	1:33.050	1:11.948	185.5
4	4:55.207	109.388	2:12.415	1:31.483	1:11.309	176.7
5	5:10.162	104.113	2:23.000	1:33.108	173.1	
<i>Ideal</i>	4:55.207	109.388	2:12.415	1:31.483	1:11.309	185.5

#### Qualifying Classification

Position

**42** 58 Paul WILLIAMS

SBK Behind 40.653

Best Time 4:57.086 Best Speed 108.696 On 4 Gp

Lap	Lap Time	Lap Speed	Sector 1	Sector 2	Sector 3	Speed Trap
1	6:17.087	84.299		2:25.648		184.5
2	13:07.426	41.010		1:30.805	1:10.128	187.6
3	5:06.879	105.227	2:23.761	1:32.044	1:11.074	184.0
4	4:57.086	108.696	2:10.525	1:31.598		185.5
5	17:04.989	31.505		1:31.498	1:10.000	184.5
6	4:57.391	108.584	2:10.798	1:33.027		179.5
<i>Ideal</i>	4:51.330	110.843	2:10.525	1:30.805	1:10.000	187.6

**43** 55 Donald MacFADYEN

SBK Behind 41.025

Best Time 4:57.458 Best Speed 108.560 On 2 Gp

Lap	Lap Time	Lap Speed	Sector 1	Sector 2	Sector 3	Speed Trap
1	15:18.411	34.612		1:33.809	1:12.621	180.0
2	4:57.458	108.560	2:12.719	1:32.045	1:12.694	184.0
3	5:06.590	105.326	2:14.072	1:34.232		181.5
4	11:52.441	45.326		1:32.712		184.0
<i>Ideal</i>	4:57.385	108.587	2:12.719	1:32.045	1:12.621	184.0

**44** 19 Jean Pierre POLET

SBK Behind 41.585

Best Time 4:58.018 Best Speed 108.356 On 7 Gp

Lap	Lap Time	Lap Speed	Sector 1	Sector 2	Sector 3	Speed Trap
1	6:15.037	84.760		1:35.816		162.2
2	11:09.481	48.234		1:31.586	1:11.639	174.9
3	4:59.350	107.874	2:14.729	1:32.329	1:12.292	180.5
4	4:58.158	108.305	2:13.089	1:32.664	1:12.405	178.6
5	5:07.002	105.185	2:12.914	1:32.866	1:21.222	182.5
6	5:35.556	96.234	2:51.569	1:32.268	1:11.719	178.6
7	4:58.018	108.356	2:12.437	1:32.068		182.5
<i>Ideal</i>	4:55.662	109.219	2:12.437	1:31.586	1:11.639	182.5

## SUPERBIKE

Q2: Second Qualifying

Thursday, 09 May 2024

### DETAILED SECTOR ANALYSIS

#### Qualifying Classification

Position

#### 45 90 Craig KENNELLY

SBK Behind **42.757**

Best Time **4:59.190** Best Speed **107.931** On **10** Gp

Lap	Lap Time	Lap Speed	Sector 1	Sector 2	Sector 3	Speed Trap
1	7:09.065	74.087		1:46.914	1:17.391	171.3
2	5:04.967	105.887	2:15.851	1:33.930	1:15.186	<b>178.6</b>
3	5:07.450	105.032	2:14.844	1:34.699		177.2
4	7:25.670	72.457		1:34.668	1:15.689	<b>178.6</b>
5	5:04.901	105.910	2:15.958	1:34.165	1:14.778	178.1
6	5:04.946	105.894	2:17.301	1:33.327	1:14.318	174.4
7	5:04.830	105.934	2:16.179	1:34.036	1:14.615	172.2
8	11:47.280	45.657	8:55.451	1:37.305	1:14.524	175.8
9	4:59.439	107.842	<b>2:14.695</b>	<b>1:31.940</b>	1:12.804	177.7
10	<b>4:59.190</b>	<b>107.931</b>	2:15.145	1:32.744	<b>1:11.301</b>	<b>178.6</b>
<i>Ideal</i>	<i>4:57.936</i>	<i>108.386</i>	<i>2:14.695</i>	<i>1:31.940</i>	<i>1:11.301</i>	<i>178.6</i>

#### 46 93 Paul CRANSTON

SBK Behind **46.226**

Best Time **5:02.659** Best Speed **106.694** On **3** Gp

Lap	Lap Time	Lap Speed	Sector 1	Sector 2	Sector 3	Speed Trap
1	7:50.608	67.547		1:36.693	1:12.998	173.5
2	5:03.129	106.529	2:15.466	1:35.067	1:12.596	<b>176.7</b>
3	<b>5:02.659</b>	<b>106.694</b>	<b>2:15.011</b>	1:35.566	<b>1:12.082</b>	173.1
4	5:05.015	105.870	2:15.639	<b>1:34.503</b>		172.2
<i>Ideal</i>	<i>5:01.596</i>	<i>107.070</i>	<i>2:15.011</i>	<i>1:34.503</i>	<i>1:12.082</i>	<i>176.7</i>

#### 47 69 Brad CLARKE

SBK Behind **46.609**

Best Time **5:03.042** Best Speed **106.559** On **6** Gp

Lap	Lap Time	Lap Speed	Sector 1	Sector 2	Sector 3	Speed Trap
1	5:55.332	89.460		1:36.572	1:19.051	174.0
2	5:08.701	104.606	2:16.710	1:35.095	1:16.896	173.5
3	5:05.134	105.829	2:16.169	1:34.760	1:14.205	171.8
4	5:12.129	103.457	2:16.208	1:35.160		170.5
5	9:00.283	59.769		1:34.852	<b>1:12.378</b>	172.6
6	<b>5:03.042</b>	<b>106.559</b>	2:15.750	1:34.359	1:12.933	171.3
7	5:04.015	106.218	<b>2:15.592</b>	1:34.148	1:14.275	173.5
8	13:40.447	39.359	10:53.077	<b>1:34.035</b>	1:13.335	<b>175.3</b>
9	5:04.844	105.930	2:15.866	1:35.009	1:13.969	170.5
<i>Ideal</i>	<i>5:02.005</i>	<i>106.925</i>	<i>2:15.592</i>	<i>1:34.035</i>	<i>1:12.378</i>	<i>175.3</i>

#### Non Qualifiers

Position

#### Non Qualifiers

Position

#### 39 Martin MORRIS

SBK Behind **29.706**

Best Time **4:46.139** Best Speed **112.854** On **3** Gp

Lap	Lap Time	Lap Speed	Sector 1	Sector 2	Sector 3	Speed Trap
1	7:00.415	75.611		1:30.214		198.6
2	5:28.975	98.159		1:29.119	<b>1:08.653</b>	<b>199.2</b>
3	<b>4:46.139</b>	<b>112.854</b>	<b>2:08.099</b>	<b>1:28.049</b>	1:09.991	195.7
4	5:18.163	101.495	2:23.041	1:29.117		198.0
<i>Ideal</i>	<i>4:44.801</i>	<i>113.384</i>	<i>2:08.099</i>	<i>1:28.049</i>	<i>1:08.653</i>	<i>199.2</i>

#### 143 Stephen DEGNAN

SBK Behind **51.812**

Best Time **5:08.245** Best Speed **104.761** On **9** Gp

Lap	Lap Time	Lap Speed	Sector 1	Sector 2	Sector 3	Speed Trap
1	5:49.401	90.979		1:38.247	1:18.707	167.1
2	5:14.268	102.753	2:19.673	1:37.390	1:17.205	161.9
3	5:11.989	103.504	2:19.263	1:36.306	1:16.420	163.8
4	5:11.106	103.797	2:18.369	1:36.349	1:16.388	167.5
5	5:19.792	100.978	2:19.676	1:36.851		165.0
6	9:39.590	55.715		1:44.811	1:16.879	163.4
7	5:09.306	104.401	<b>2:16.508</b>	1:36.801	1:15.997	<b>174.4</b>
8	5:11.085	103.804	2:19.093	<b>1:36.160</b>	1:15.832	165.8
9	<b>5:08.245</b>	<b>104.761</b>	2:16.972	1:36.369	<b>1:14.904</b>	174.0
10	5:20.352	100.802	2:20.079	1:38.587		169.2
<i>Ideal</i>	<i>5:07.572</i>	<i>104.990</i>	<i>2:16.508</i>	<i>1:36.160</i>	<i>1:14.904</i>	<i>174.4</i>

#### 12 Kevin KEYES

SBK Behind **2:24.739**

Best Time **6:41.172** Best Speed **80.494** On **1** Gp

Lap	Lap Time	Lap Speed	Sector 1	Sector 2	Sector 3	Speed Trap
1	<b>6:41.172</b>	79.238		<b>1:30.207</b>		<b>180.5</b>
<i>Ideal</i>	<i>0.000</i>	<i>0.000</i>		<i>1:30.207</i>		<i>180.5</i>

# BRIGGS EQUIPMENT NORTH WEST 200

## SUPERBIKE

### Q2: Second Qualifying

## SECTOR ANALYSIS

Perfect Lap (sum of best sectors) = 4:16.346



## IDEAL / BEST COMPARISON

SECTOR 1 FINISH - BALLYSALLY			SECTOR 2 BALLYSALLY - METROPOLE			SECTOR 3 METROPOLE - FINISH			IDEAL / BEST COMPARISON						
Pos	No	Name	Time	No	Name	Time	No	Name	Time	Pos	No	Name	Ideal Time	Best Time	Diff
1	1	Glenn IRWIN	1:54.501	1	Glenn IRWIN	1:19.699	1	Glenn IRWIN	1:02.146	1	1	Glenn IRWIN	4:16.346	4:16.433	0.087
2	74	Davey TODD	1:55.369	6	Michael DUNLOP	1:20.571	74	Davey TODD	1:02.606	2	74	Davey TODD	4:18.584	4:18.663	0.079
3	6	Michael DUNLOP	1:56.789	74	Davey TODD	1:20.609	5	Dean HARRISON	1:02.953	3	6	Michael DUNLOP	4:20.806	4:20.933	0.127
4	60	Peter HICKMAN	1:57.211	60	Peter HICKMAN	1:21.395	60	Peter HICKMAN	1:03.203	4	5	Dean HARRISON	4:22.150	4:22.315	0.165
5	5	Dean HARRISON	1:57.274	24	Conor CUMMINS	1:21.883	6	Michael DUNLOP	1:03.446	5	60	Peter HICKMAN	4:21.809	4:22.411	0.602
6	24	Conor CUMMINS	1:58.427	5	Dean HARRISON	1:21.923	2	John McGUINNESS	1:03.925	6	24	Conor CUMMINS	4:24.249	4:24.249	0.000
7	37	James HILLIER	1:58.440	2	John McGUINNESS	1:22.759	24	Conor CUMMINS	1:03.939	7	2	John McGUINNESS	4:25.774	4:26.115	0.341
8	2	John McGUINNESS	1:59.090	22	Paul JORDAN	1:23.171	37	James HILLIER	1:04.243	8	37	James HILLIER	4:26.156	4:26.900	0.744
9	96	Dom HERBERTSON	2:00.265	37	James HILLIER	1:23.473	22	Paul JORDAN	1:05.025	9	22	Paul JORDAN	4:28.677	4:28.926	0.249
10	22	Paul JORDAN	2:00.481	8	Ian HUTCHINSON	1:23.604	38	Erno KOSTAMO	1:05.069	10	38	Erno KOSTAMO	4:29.530	4:29.577	0.047
11	38	Erno KOSTAMO	2:00.725	156	Adam McLEAN	1:23.674	96	Dom HERBERTSON	1:05.343	11	156	Adam McLEAN	4:30.058	4:30.071	0.013
12	156	Adam McLEAN	2:00.881	38	Erno KOSTAMO	1:23.736	23	David JOHNSON	1:05.360	12	96	Dom HERBERTSON	4:29.357	4:30.773	1.416
13	4	Michael RUTTER	2:01.007	16	Mike BROWNE	1:23.747	20	Michael EVANS	1:05.453	13	4	Michael RUTTER	4:30.828	4:31.341	0.513
14	16	Mike BROWNE	2:01.543	96	Dom HERBERTSON	1:23.749	156	Adam McLEAN	1:05.503	14	8	Ian HUTCHINSON	4:31.205	4:32.180	0.975
15	231	Marcus SIMPSON	2:01.705	65	Michael SWEENEY	1:24.092	8	Ian HUTCHINSON	1:05.569	15	9	Craig NEVE	4:32.297	4:32.614	0.317
16	23	David JOHNSON	2:01.791	9	Craig NEVE	1:24.136	111	Brian McCORMACK	1:05.593	16	16	Mike BROWNE	4:31.037	4:32.654	1.617
17	7	Sam WEST	2:01.809	4	Michael RUTTER	1:24.146	4	Michael RUTTER	1:05.675	17	23	David JOHNSON	4:31.767	4:32.998	1.231
18	9	Craig NEVE	2:01.843	20	Michael EVANS	1:24.440	16	Mike BROWNE	1:05.747	18	7	Sam WEST	4:33.160	4:33.160	0.000
19	8	Ian HUTCHINSON	2:02.032	23	David JOHNSON	1:24.616	231	Marcus SIMPSON	1:05.765	19	231	Marcus SIMPSON	4:32.367	4:33.464	1.097
20	65	Michael SWEENEY	2:02.241	231	Marcus SIMPSON	1:24.897	174	Laurent HOFFMANN	1:06.226	20	65	Michael SWEENEY	4:32.677	4:33.466	0.789
21	48	Eddy FERRE	2:02.837	7	Sam WEST	1:24.956	15	Nathan HARRISON	1:06.273	21	20	Michael EVANS	4:32.795	4:33.783	0.988
22	20	Michael EVANS	2:02.902	17	Gary McCOY	1:25.128	9	Craig NEVE	1:06.318	22	111	Brian McCORMACK	4:34.702	4:35.169	0.467
23	17	Gary McCOY	2:03.157	91	Julian TRUMMER	1:25.376	65	Michael SWEENEY	1:06.344	23	17	Gary McCOY	4:35.034	4:35.622	0.588
24	111	Brian McCORMACK	2:03.417	111	Brian McCORMACK	1:25.692	7	Sam WEST	1:06.395	24	15	Nathan HARRISON	4:35.605	4:36.229	0.624
25	15	Nathan HARRISON	2:03.500	15	Nathan HARRISON	1:25.832	48	Eddy FERRE	1:06.424	25	48	Eddy FERRE	4:35.717	4:36.350	0.633
26	66	Ryan GIBSON	2:03.565	66	Ryan GIBSON	1:26.000	17	Gary McCOY	1:06.749	26	91	Julian TRUMMER	4:36.300	4:36.794	0.494
27	91	Julian TRUMMER	2:04.047	174	Laurent HOFFMANN	1:26.119	66	Ryan GIBSON	1:06.858	27	66	Ryan GIBSON	4:36.423	4:36.828	0.405
28	174	Laurent HOFFMANN	2:04.593	78	Emmet O'GRADY	1:26.216	91	Julian TRUMMER	1:06.877	28	174	Laurent HOFFMANN	4:36.938	4:37.382	0.444
29	32	Luca GOTTARDI	2:04.641	25	Amalric BLANC	1:26.385	25	Amalric BLANC	1:07.326	29	25	Amalric BLANC	4:38.388	4:38.388	0.000
30	25	Amalric BLANC	2:04.677	48	Eddy FERRE	1:26.456	32	Luca GOTTARDI	1:07.500	30	32	Luca GOTTARDI	4:38.975	4:39.557	0.582
31	45	James CHAWKE	2:05.039	32	Luca GOTTARDI	1:26.834	78	Emmet O'GRADY	1:07.504	31	78	Emmet O'GRADY	4:40.142	4:40.142	0.000
32	36	Jonathan GOETSCHY	2:05.765	36	Jonathan GOETSCHY	1:27.333	56	Ryan WHITEHALL	1:07.562	32	36	Jonathan GOETSCHY	4:40.768	4:40.850	0.082
33	78	Emmet O'GRADY	2:06.422	119	Kris DUNCAN	1:27.501	36	Jonathan GOETSCHY	1:07.670	33	45	James CHAWKE	4:41.196	4:42.355	1.159
34	56	Ryan WHITEHALL	2:06.488	21	Phil STEWART	1:27.621	45	James CHAWKE	1:08.046	34	119	Kris DUNCAN	4:42.532	4:43.070	0.538
35	119	Kris DUNCAN	2:06.548	39	Martin MORRIS	1:28.049	119	Kris DUNCAN	1:08.483	35	56	Ryan WHITEHALL	4:43.135	4:43.262	0.127
36	21	Phil STEWART	2:07.347	45	James CHAWKE	1:28.111	39	Martin MORRIS	1:08.653	36	21	Phil STEWART	4:43.847	4:43.847	0.000
37	10	Marty LENNON	2:07.981	56	Ryan WHITEHALL	1:29.085	21	Phil STEWART	1:08.879	37	39	Martin MORRIS	4:44.801	4:46.139	1.338
38	39	Martin MORRIS	2:08.099	43	Sam JOHNSON	1:29.250	10	Marty LENNON	1:08.988	38	10	Marty LENNON	4:46.548	4:46.854	0.306
39	43	Sam JOHNSON	2:09.665	10	Marty LENNON	1:29.579	58	Paul WILLIAMS	1:10.000	39	43	Sam JOHNSON	4:49.497	4:50.707	1.210
40	54	Paul CASSIDY	2:10.390	12	Kevin KEYES	1:30.207	54	Paul CASSIDY	1:10.106	40	54	Paul CASSIDY	4:51.515	4:52.138	0.623
41	58	Paul WILLIAMS	2:10.525	58	Paul WILLIAMS	1:30.805	43	Sam JOHNSON	1:10.582	41	44	Liam CHAWKE	4:54.939	4:54.967	0.028
42	44	Liam CHAWKE	2:12.373	54	Paul CASSIDY	1:31.019	90	Craig KENNELLY	1:11.301	42	88	Sean McTAGGART	4:55.207	4:55.207	0.000
43	88	Sean McTAGGART	2:12.415	44	Liam CHAWKE	1:31.257	44	Liam CHAWKE	1:11.309	43	58	Paul WILLIAMS	4:51.330	4:57.086	5.756
44	19	Jean Pierre POLET	2:12.437	88	Sean McTAGGART	1:31.483	88	Sean McTAGGART	1:11.309	44	55	Donald MacFADYEN	4:57.385	4:57.458	0.073
45	55	Donald MacFADYEN	2:12.719	19	Jean Pierre POLET	1:31.586	19	Jean Pierre POLET	1:11.639	45	19	Jean Pierre POLET	4:55.662	4:58.018	2.356
46	90	Craig KENNELLY	2:14.695	90	Craig KENNELLY	1:31.940	93	Paul CRANSTON	1:12.082	46	90	Craig KENNELLY	4:57.936	4:59.190	1.254
47	93	Paul CRANSTON	2:15.011	55	Donald MacFADYEN	1:32.045	69	Brad CLARKE	1:12.378	47	93	Paul CRANSTON	5:01.596	5:02.659	1.063
48	69	Brad CLARKE	2:15.592	69	Brad CLARKE	1:34.035	55	Donald MacFADYEN	1:12.621	48	69	Brad CLARKE	5:02.005	5:03.042	1.037
49	143	Stephen DEGNAN	2:16.508	93	Paul CRANSTON	1:34.503	143	Stephen DEGNAN	1:14.904	49	143	Stephen DEGNAN	5:07.572	5:08.245	0.673
				143	Stephen DEGNAN	1:36.160									



# BRIGGS EQUIPMENT NORTH WEST 200

## SUPERBIKE

Q2: Second Qualifying

Thursday, 09 May 2024



# NW200

## SPEED TRAP ON APPROACH TO UNIVERSITY

Class	No/Name	Fastest	Lap 1	Lap 2	Lap 3	Lap 4	Lap 5	Lap 6	Lap 7	Lap 8	Lap 9	Lap 10	Lap 11	Lap 12
SBK	74 Davey TODD	209.8	206.5	207.8	207.8	205.9	207.2	199.2	209.8	198.6	206.5	202.8		
SBK	1 Glenn IRWIN	207.2	173.1	192.4	207.2	205.9	205.9	204.7	206.5	204.0	175.8	205.9	202.2	
SBK	4 Michael RUTTER	206.5	206.5	204.0	198.0	195.2	189.7	181.0	179.1					
SBK	8 Ian HUTCHINSON	205.3	188.6	205.3	195.2	196.3	194.0	196.3	198.6	201.6				
SBK	5 Dean HARRISON	205.3	199.2	205.3	204.0	205.3	202.2	202.8	202.2	202.8	196.9	201.6		
SBK	96 Dom HERBERTSON	204.7	168.3	186.0	193.5	201.0	198.6	204.7	198.0	204.0	199.2	199.8		
SBK	24 Conor CUMMINS	204.7	199.8	201.0	201.0	203.4	199.8	198.6	204.7	200.4	198.6	191.3		
SBK	60 Peter HICKMAN	203.4	188.1	203.4	198.6	198.0	198.6	200.4	202.2					
SBK	6 Michael DUNLOP	202.8	202.2	201.6	202.2	201.0	202.8	198.0	202.8	202.8	202.2			
SBK	38 Erno KOSTAMO	202.2	188.1	202.2	201.6	200.4	191.8	188.1	187.6	184.0	198.6			
SBK	231 Marcus SIMPSON	201.0	198.0	198.6	196.9	201.0	198.0	194.0	195.2	196.3	195.2	193.5	190.2	187.6
SBK	16 Mike BROWNE	200.4	189.7	199.8	199.8	200.4	198.6	198.6	198.6	197.5	197.5			
SBK	65 Michael SWEENEY	200.4	189.1	200.4	199.2	199.2								
SBK	22 Paul JORDAN	200.4	187.0	200.4	197.5	189.1	192.4	200.4	197.5	197.5				
SBK	2 John McGUINNESS	199.8	194.6	199.8	195.7	184.0	197.5	197.5	198.6	198.0	192.9	196.9	174.4	
SBK	7 Sam WEST	199.8	198.0	197.5	199.8	198.0								
SBK	23 David JOHNSON	199.8	173.1	199.8	199.2	198.0	196.3	197.5	196.3	196.9	195.7	195.2		
SBK	9 Craig NEVE	199.2	199.2	194.0	198.6	192.4	196.3	196.9	196.3	196.9	196.9	195.7		
SBK	39 Martin MORRIS	199.2	198.6	199.2	195.7	198.0								
SBK	37 James HILLIER	199.2	179.5	189.1	196.9	193.5	198.6	196.9	196.3	199.2	195.7			
SBK	17 Gary McCOY	198.0	165.4	198.0	194.0	190.7	189.1	191.3	191.8	186.5	194.0			
SBK	36 Jonathan GOETSCHY	196.3	193.5	195.7	195.2	194.0	194.0	193.5	196.3					
SBK	48 Eddy FERRE	195.7	165.8	195.7	193.5	194.0	186.0	188.1	189.1	189.7	192.4	190.7	189.1	
SBK	15 Nathan HARRISON	195.7	195.7	190.7	194.0	194.6	191.8							
SBK	111 Brian McCORMACK	195.2	168.7	191.8	195.2	189.7	191.8	191.8	187.6	193.5	190.7	189.1		
SBK	20 Michael EVANS	195.2	182.0	195.2	194.0	194.0	192.4	191.8	193.5	191.8	189.7			
SBK	91 Julian TRUMMER	195.2	188.6	195.2	187.0	194.0	192.4	191.3	191.3	191.8	192.9	190.7	190.7	
SBK	56 Ryan WHITEHALL	194.6	180.5	189.7	194.6	191.8	189.7	190.7						
SBK	156 Adam McLEAN	194.0	166.7	191.8	190.2	188.6	190.7	191.3	192.4	194.0	192.4			
SBK	25 Amalric BLANC	192.9	171.3	183.0	192.9	192.4	188.6	186.0	189.1					
SBK	32 Luca GOTTARDI	192.9	175.3	190.7	192.4	182.5	191.8	189.7	192.9	165.0				
SBK	174 Laurent HOFFMANN	191.8	159.2	189.7	191.3	187.6	189.7	191.8	183.5	190.2	182.0			
SBK	21 Phil STEWART	191.3	186.5	189.1	191.3	189.7	190.2							
SBK	66 Ryan GIBSON	191.3	163.4	191.3	187.0	185.0	186.0	187.6	189.7	187.6	185.5			
SBK	10 Marty LENNON	190.7	185.0	172.2	190.7	189.7	178.1	183.0	187.6	158.4				
SBK	44 Liam CHAWKE	188.6	188.1	187.6	188.6	188.1	186.0	187.0	187.6	185.0	180.0	181.5		
SBK	119 Kris DUNCAN	188.6	176.7	188.6	186.5	186.5	187.6	185.5	187.0	187.6	184.0			
SBK	45 James CHAWKE	188.1	178.6	188.1	186.5	186.0	185.0	184.5	183.5	182.5	178.6	185.0		
SBK	58 Paul WILLIAMS	187.6	184.5	187.6	184.0	185.5	184.5	179.5						
SBK	43 Sam JOHNSON	187.6	186.0	187.6	186.0	161.9	186.0	185.5	184.0	183.5	176.7			
SBK	78 Emmet O'GRADY	186.0	176.3	186.0	180.0	182.0	185.0	174.4	182.0	181.0	177.7			
SBK	88 Sean McTAGGART	185.5	185.0	185.0	185.5	176.7	173.1							
SBK	55 Donald MacFADYEN	184.0	180.0	184.0	181.5	184.0								
SBK	54 Paul CASSIDY	183.5	182.5	183.5	183.5	177.7	179.1	177.7	179.1	179.1	175.8			
SBK	19 Jean Pierre POLET	182.5	162.2	174.9	180.5	178.6	182.5	178.6	182.5					
SBK	12 Kevin KEYES	180.5	180.5											
SBK	90 Craig KENNELLY	178.6	171.3	178.6	177.2	178.6	178.1	174.4	172.2	175.8	177.7	178.6		
SBK	93 Paul CRANSTON	176.7	173.5	176.7	173.1	172.2								
SBK	69 Brad CLARKE	175.3	174.0	173.5	171.8	170.5	172.6	171.3	173.5	175.3	170.5			
SBK	143 Stephen DEGNAN	174.4	167.1	161.9	163.8	167.5	165.0	163.4	174.4	165.8	174.0	169.2		



# BRIGGS EQUIPMENT NORTH WEST 200 SUPERBIKE Combined Qualifying



-----Best Time / Qual Laps-----  
 Pos Class No Name Session A Session B Overall Best Time / Speed / Total Qual Laps

## Qualifying Classification


1	SBK	1	Glenn IRWIN	4:18.553	9	4:16.433	8	4:16.433	125.928	17
2	SBK	74	Davey TODD	4:19.910	11	4:18.663	9	4:18.663	124.842	20
3	SBK	6	Michael DUNLOP	4:22.814	5	4:20.933	6	4:20.933	123.756	11
4	SBK	5	Dean HARRISON	4:25.219	10	4:22.315	8	4:22.315	123.104	18
5	SBK	60	Peter HICKMAN	4:25.023	7	4:22.411	5	4:22.411	123.059	12
6	SBK	24	Conor CUMMINS	4:32.924	6	4:24.249	8	4:24.249	122.203	14
7	SBK	2	John McGUINNESS	4:29.706	8	4:26.115	9	4:26.115	121.346	17
8	SBK	37	James HILLIER	4:32.014	8	4:26.900	8	4:26.900	120.989	16
9	SBK	22	Paul JORDAN	4:33.970	9	4:28.926	7	4:28.926	120.078	16
10	SBK	8	Ian HUTCHINSON	4:29.182	8	4:32.180	4	4:29.182	119.963	12
11	SBK	38	Erno KOSTAMO	4:32.482	7	4:29.577	7	4:29.577	119.788	14
12	SBK	156	Adam McLEAN	4:35.503	6	4:30.071	6	4:30.071	119.569	12
13	SBK	96	Dom HERBERTSON	4:34.977	5	4:30.773	9	4:30.773	119.259	14
14	SBK	4	Michael RUTTER	4:38.617	3	4:31.341	5	4:31.341	119.009	8
15	SBK	9	Craig NEVE	4:37.433	7	4:32.614	8	4:32.614	118.453	15
16	SBK	16	Mike BROWNE	4:44.620	2	4:32.654	6	4:32.654	118.436	8
17	SBK	23	David JOHNSON	4:36.802	5	4:32.998	8	4:32.998	118.287	13
18	SBK	7	Sam WEST	4:37.136	9	4:33.160	3	4:33.160	118.216	12
19	SBK	231	Marcus SIMPSON	4:45.119	6	4:33.464	10	4:33.464	118.085	16
20	SBK	65	Michael SWEENEY	4:35.728	4	4:33.466	2	4:33.466	118.084	6
21	SBK	20	Michael EVANS	4:38.941	4	4:33.783	6	4:33.783	117.947	10
22	SBK	111	Brian McCORMACK	4:44.543	5	4:35.169	8	4:35.169	117.353	13
23	SBK	17	Gary McCOY	-----		4:35.622	8	4:35.622	117.160	8
24	SBK	15	Nathan HARRISON	4:40.794	8	4:36.229	3	4:36.229	116.903	11
25	SBK	48	Eddy FERRE	4:45.202	5	4:36.350	9	4:36.350	116.852	14
26	SBK	91	Julian TRUMMER	4:44.766	5	4:36.794	9	4:36.794	116.664	14
27	SBK	66	Ryan GIBSON	4:42.972	7	4:36.828	7	4:36.828	116.650	14
28	SBK	174	Laurent HOFFMANN	4:53.679	4	4:37.382	6	4:37.382	116.417	10
29	SBK	25	Amalric BLANC	4:50.520	5	4:38.388	5	4:38.388	115.996	10
30	SBK	18	Lukas MAURER	4:38.990	8	-----		4:38.990	115.746	8
31	SBK	32	Luca GOTTARDI	4:49.706	5	4:39.557	5	4:39.557	115.511	10
32	SBK	78	Emmet O'GRADY	4:46.055	5	4:40.142	5	4:40.142	115.270	10
33	SBK	36	Jonathan GOETSCHY	4:46.658	6	4:40.850	6	4:40.850	114.980	12
34	SBK	45	James CHAWKE	4:47.062	8	4:42.355	8	4:42.355	114.367	16
35	SBK	119	Kris DUNCAN	4:49.903	6	4:43.070	7	4:43.070	114.078	13
36	SBK	56	Ryan WHITEHALL	4:50.057	3	4:43.262	3	4:43.262	114.000	6
37	SBK	21	Phil STEWART	4:49.823	6	4:43.847	3	4:43.847	113.766	9
38	SBK	39	Martin MORRIS	4:55.774	4	4:46.139	1	4:46.139	112.854	5
39	SBK	10	Marty LENNON	4:49.283	6	4:46.854	4	4:46.854	112.573	10
40	SBK	46	Anthony REDMOND	4:48.570	5	-----		4:48.570	111.904	5
41	SBK	43	Sam JOHNSON	5:00.054	1	4:50.707	5	4:50.707	111.081	6
42	SBK	54	Paul CASSIDY	5:11.580	0	4:52.138	7	4:52.138	110.537	7
43	SBK	44	Liam CHAWKE	5:02.218	7	4:54.967	7	4:54.967	109.477	14
44	SBK	58	Paul WILLIAMS	4:55.027	6	4:57.086	2	4:55.027	109.454	8
45	SBK	88	Sean McTAGGART	5:02.725	2	4:55.207	2	4:55.207	109.388	4
46	SBK	19	Jean Pierre POLET	4:57.336	3	4:58.018	3	4:57.336	108.604	6
47	SBK	55	Donald MacFADYEN	5:10.548	0	4:57.458	2	4:57.458	108.560	2
48	SBK	90	Craig KENNELLY	5:19.305	0	4:59.190	6	4:59.190	107.931	6
49	SBK	93	Paul CRANSTON	5:09.650	1	5:02.659	3	5:02.659	106.694	4
50	SBK	69	Brad CLARKE	5:11.107	0	5:03.042	4	5:03.042	106.559	4
51	SBK	109	Neil KERNOHAN	5:03.475	2	-----		5:03.475	106.407	2

## Non Qualifiers

SBK	143	Stephen DEGNAN	5:19.160	0	5:08.245	0				0
SBK	64	Don GILBERT	6:57.281	0	-----					0
SBK	12	Kevin KEYES	5:22.282	0	6:41.172	0				0
SBK	85	Olivier LUPBERGER	5:13.529	0	-----					0

Provisional result to be confirmed by the Stewards of the Meeting subject to completion of technical inspections & the time limit for protests

Page 1 / 1

Circuit	<b>The Triangle</b>	Signed		Organising Club	<b>Coleraine &amp; D MC</b>
Length(miles)	<b>8.9700 Lap 1 (8.8300)</b>		Chief Timekeeper		
Weather		Issued At:			
Track					





# SUPERBIKE



**RACE NUMBER:**

**1 (THU) & 2 (SAT) & 6 (SAT)**

**GROUP: A**

[ ]

[ ]

[ ]

66  
GIBSON

91  
TRUMMER

48  
FERRE

ROW 9

15  
N HARRISON

17  
McCOY

111  
McCORMACK

ROW 8

20  
EVANS

65  
SWEENEY

231  
SIMPSON

ROW 7

7  
WEST

23  
D JOHNSON

16  
BROWNE

ROW 6

9  
NEVE

4  
RUTTER

96  
HERBERTSON

ROW 5

156  
McLEAN

38  
KOSTAMO

8  
HUTCHINSON

ROW 4

22  
JORDAN

37  
HILLIER

2  
McGUINNESS

ROW 3

24  
CUMMINS

60  
HICKMAN

5  
D HARRISON

ROW 2

6  
DUNLOP

74  
TODD

1  
IRWIN

ROW 1

**POLE**



# SUPERBIKE



**RACE NUMBER:**

**1 (THU) & 2 (SAT) & 6 (SAT)**

**GROUP: B**

[Empty Box]

[Empty Box]

[Empty Box]

12  
KEYES

143  
DEGNAN

85  
LUPBERGER

ROW 18

109  
KERNOHAN

69  
CLARKE

93  
CRANSTON

ROW 17

90  
KENNELLY

55  
MacFADYEN

19  
POLET

ROW 16

88  
McTAGGART

58  
WILLIAMS

44  
L CHAWKE

ROW 15

54  
CASSIDY

43  
S JOHNSON

46  
REDMOND

ROW 14

10  
LENNON

39  
MORRIS

21  
STEWART

ROW 13

56  
WHITEHALL

119  
DUNCAN

45  
J CHAWKE

ROW 12

36  
GOETSCHY

78  
O'GRADY

32  
GOTTARDI

ROW 11

18  
MAURER

25  
BLANC

174  
HOFFMANN

ROW 10

# BRIGGS EQUIPMENT NORTH WEST 200

## SUPERBIKE

### Race 2 - Anchor Bar Superbike

Saturday, 11 May 2024



Pos	Class	No	Name	Machine / Sponsor	Gp	Laps	Total Time	Behind	Speed	-----Best Lap-----		
										Time	Speed	On
<b>Race Classification</b>												
1	SBK	1	Glenn IRWIN	Ducati - Hager PBM Ducati	a	6	25:53.017		124.434	4:18.639	124.854	6
2	SBK	74	Davey TODD	BMW - Milwaukee BMW	a	6	25:53.399	0.382	124.403	4:18.682	124.833	6
3	SBK	6	Michael DUNLOP	Honda - MasterMac Honda by Hawk Racing	a	6	26:12.654	19.637	122.880	4:19.806	124.293	4
4	SBK	37	James HILLIER	Honda - WTF Racing	a	6	26:54.883	1:01.866	119.667	4:25.414	121.667	3
5	SBK	4	Michael RUTTER	BMW - Bathams Racing	a	6	26:56.309	1:03.292	119.561	4:29.250	119.933	3
6	SBK	38	Erno KOSTAMO	BMW - 38 Motorsport ny Penz13	a	6	26:56.568	1:03.551	119.542	4:28.166	120.418	3
7	SBK	9	Craig NEVE	Honda - Bathams Racing	a	6	26:58.332	1:05.315	119.412	4:29.428	119.854	3
8	SBK	23	David JOHNSON	Kawasaki - Platinum Club Racing Kawasaki	a	6	27:11.746	1:18.729	118.430	4:31.060	119.132	3
9	SBK	96	Dom HERBERTSON	BMW - Burrows by RK Racing	a	6	27:28.179	1:35.162	117.249	4:30.588	119.340	6
10	SBK	20	Michael EVANS	Suzuki - Michael Evans Racing	a	6	27:33.781	1:40.764	116.852	4:33.863	117.913	2
11	SBK	7	Sam WEST	BMW - Moto-Hub.co.uk	a	6	27:34.745	1:41.728	116.784	4:34.084	117.818	2
12	SBK	111	Brian McCORMACK	BMW - Roadhouse Macau by FHO	a	6	27:35.030	1:42.013	116.764	4:32.814	118.366	3
13	SBK	48	Eddy FERRE	BMW - Optimark Road Racing	a	6	27:35.115	1:42.098	116.758	4:33.724	117.973	3
14	SBK	25	Amalric BLANC	Honda - Team B&M / HML	b	6	27:42.053	1:49.036	116.271	4:36.379	116.840	2
15	SBK	36	Jonathan GOETSCHY	BMW - Optimark Road Racing	b	6	28:02.171	2:09.154	114.880	4:38.932	115.770	6
16	SBK	174	Laurent HOFFMANN	BMW - Hoffmann by MRP	b	6	28:18.379	2:25.362	113.784	4:40.366	115.178	3
17	SBK	119	Kris DUNCAN	Yamaha - KD/TCC Racing/NSB Contracts	b	6	28:19.533	2:26.516	113.707	4:40.913	114.954	3
18	SBK	32	Luca GOTTARDI	BMW - Penz13 Racing Team by Cerin	b	6	28:22.733	2:29.716	113.493	4:42.078	114.479	3
19	SBK	45	James CHAWKE	Suzuki - Chawkie Racing SC	b	6	28:26.562	2:33.545	113.238	4:43.133	114.052	3
20	SBK	43	Sam JOHNSON	Suzuki	b	6	28:36.658	2:43.641	112.572	4:43.305	113.983	4
21	SBK	88	Sean McTAGGART	BMW - SDM Racing	b	6	29:00.644	3:07.627	111.021	4:49.862	111.405	3
22	SBK	58	Paul WILLIAMS	Yamaha - Lee Williams Motorsports	b	6	29:01.160	3:08.143	110.988	4:49.608	111.502	4
23	SBK	85	Olivier LUPBERGER	Yamaha - Team by Heidger Motorsport	b	6	29:27.550	3:34.533	109.331	4:53.606	109.984	3
24	SBK	19	Jean Pierre POLET	BMW - Road's Warrior	b	6	29:29.734	3:36.717	109.196	4:52.836	110.273	6
25	SBK	44	Liam CHAWKE	Suzuki - Chawkie Racing SC	b	6	29:39.122	3:46.105	108.620	4:54.196	109.764	3
26	SBK	55	Donald MacFADYEN	Yamaha - MacFadyen Racing	b	6	29:48.339	3:55.322	108.060	4:56.903	108.763	6
27	SBK	93	Paul CRANSTON	Suzuki - P & J Fuel Haulage	b	6	29:52.694	3:59.677	107.798	4:56.774	108.810	2
28	SBK	69	Brad CLARKE	Suzuki - Powerslide Racing Suzuki	b	5	25:29.064	1 Lap	105.264	4:56.275	108.993	3
29	SBK	143	Stephen DEGNAN	Kawasaki	b	5	25:54.672	1 Lap	103.531	5:09.004	104.504	3

### Fastest Lap

SBK	1	Glenn IRWIN	Ducati - Hager PBM Ducati	4:18.639	124.854	6
-----	---	-------------	---------------------------	----------	---------	---

### Not Classified

DNF	SBK	60	Peter HICKMAN	BMW - PHR Performance	a	5	21:47.859		123.068	4:21.089	123.682	4
DNF	SBK	231	Marcus SIMPSON	Honda - LMR by Jon Cuff Electrical	a	5	22:45.515		117.872	4:30.805	119.244	3
DNF	SBK	39	Martin MORRIS	Honda	b	4	19:23.018		110.629	4:43.403	113.944	3
DNF	SBK	2	John McGUINNESS	Honda - Honda Racing UK	a	3	13:37.588		117.874	4:27.306	120.805	3
DNF	SBK	8	Ian HUTCHINSON	Honda - Milenco by Padgett's Motorcycles	a	2	9:09.213		116.676	4:42.307	114.386	2
DNF	SBK	91	Julian TRUMMER	Honda - Jackson Racing by Prosper2	a	2	9:22.743		113.871	4:39.815	115.405	2
DNF	SBK	56	Ryan WHITEHALL	Yamaha - WR Racing	b	2	9:32.576		111.915	4:50.153	111.293	2
DNF	SBK	24	Conor CUMMINS	Honda - Milenco by Padgett's Motorcycles	a	2	19:00.576		56.182	14:05.813	38.179	2
DNF	SBK	5	Dean HARRISON	Honda - Honda Racing UK	a	1	4:19.715		122.396			
DNF	SBK	66	Ryan GIBSON	BMW - Gibson Motors/A G Wilson	a	1	4:50.964		109.251			


Nos 2 & 24 +10 second penalty - straight through at Mathers

No 69 +10 second penalty - straight through at Mathers

No 6 +10 second penalty - straight through at Magherabuoy

Provisional result to be confirmed by the Stewards of the Meeting subject to completion of technical inspections & the time limit for protests

Page 1 / 1

Circuit	<b>The Triangle</b>	Signed		Organising Club	<b>Coleraine &amp; D MC</b>
Length(miles)	<b>8.9700</b> <b>Lap 1 (8.8300)</b>		Chief Timekeeper	Race Started	<b>12:20</b>
Weather	<b>Sunny</b>	Issued At:	<b>12:58</b>	Gp Time Diff - b	<b>49.90</b>
Track	<b>Dry, 37°C</b>				



## SUPERBIKE

### Race 2 - Anchor Bar Superbike

Saturday, 11 May 2024

## DETAILED SECTOR ANALYSIS

### SBK

#### Race Classification

Position

#### 1 Glenn IRWIN

Total Time **25:53.017** Avg Speed **124.434** Behind  
 Best Time **4:18.639** Best Speed **124.854** On **6** Gp **a**

Lap	Lap Time	Lap Speed	Sector 1	Sector 2	Sector 3	Speed Trap
1	4:14.845	124.735		1:19.116	1:02.989	<b>204.7</b>
2	4:20.489	123.967	1:58.099	1:19.633	1:02.757	196.3
3	4:19.456	124.460	1:56.901	1:20.081	1:02.474	204.0
4	4:20.475	123.974	1:57.503	1:20.033	1:02.939	195.7
5	4:19.113	124.625	<b>1:56.809</b>	1:19.853	<b>1:02.451</b>	199.8
6	<b>4:18.639</b>	<b>124.854</b>	1:56.975	<b>1:19.067</b>	1:02.597	199.8
<i>Ideal</i>	<i>4:18.327</i>	<i>125.004</i>	<i>1:56.809</i>	<i>1:19.067</i>	<i>1:02.451</i>	<i>204.7</i>

#### 2 74 Davey TODD

Total Time **25:53.399** Avg Speed **124.403** Behind **0.382**  
 Best Time **4:18.682** Best Speed **124.833** On **6** Gp **a**

Lap	Lap Time	Lap Speed	Sector 1	Sector 2	Sector 3	Speed Trap
1	4:15.000	124.659		1:19.406	1:02.666	<b>200.4</b>
2	4:20.038	124.182	1:57.481	1:19.746	1:02.811	198.6
3	4:20.136	124.135	1:56.857	1:20.149	1:03.130	<b>200.4</b>
4	4:20.315	124.050	1:57.362	1:20.154	1:02.799	197.5
5	4:19.228	124.570	<b>1:56.847</b>	1:19.984	<b>1:02.397</b>	197.5
6	<b>4:18.682</b>	<b>124.833</b>	1:56.934	<b>1:19.097</b>	1:02.651	195.7
<i>Ideal</i>	<i>4:18.341</i>	<i>124.998</i>	<i>1:56.847</i>	<i>1:19.097</i>	<i>1:02.397</i>	<i>200.4</i>

#### 3 6 Michael DUNLOP

Total Time **26:12.654** Avg Speed **122.880** Behind **19.637**  
 Best Time **4:19.806** Best Speed **124.293** On **4** Gp **a**

Lap	Lap Time	Lap Speed	Sector 1	Sector 2	Sector 3	Speed Trap
1	4:17.943	123.237		1:19.935	1:04.003	<b>202.8</b>
2	4:20.815	123.812	1:57.601	1:19.970	1:03.244	199.2
3	4:20.200	124.105	<b>1:57.254</b>	1:19.961	1:02.985	199.2
4	<b>4:19.806</b>	<b>124.293</b>	1:57.344	<b>1:19.778</b>	<b>1:02.684</b>	196.9
5	4:22.500	123.017	1:57.409	1:22.089	1:03.002	197.5
6	4:21.390	123.540	1:57.970	1:19.918	1:03.502	195.7
<i>Ideal</i>	<i>4:19.716</i>	<i>124.336</i>	<i>1:57.254</i>	<i>1:19.778</i>	<i>1:02.684</i>	<i>202.8</i>

#### Race Classification

Position

#### 4 37 James HILLIER

Total Time **26:54.883** Avg Speed **119.667** Behind **1:01.866**  
 Best Time **4:25.414** Best Speed **121.667** On **3** Gp **a**

Lap	Lap Time	Lap Speed	Sector 1	Sector 2	Sector 3	Speed Trap
1	4:34.562	115.777		1:33.455	1:04.741	195.7
2	4:27.773	120.595	2:00.573	1:21.993	1:05.207	194.6
3	<b>4:25.414</b>	<b>121.667</b>	<b>2:00.112</b>	<b>1:21.470</b>	<b>1:03.832</b>	<b>196.3</b>
4	4:28.698	120.180	2:01.608	1:22.764	1:04.326	190.7
5	4:29.930	119.631	2:01.778	1:22.941	1:05.211	190.2
6	4:28.506	120.265	2:02.027	1:21.973	1:04.506	187.6
<i>Ideal</i>	<i>4:25.414</i>	<i>121.667</i>	<i>2:00.112</i>	<i>1:21.470</i>	<i>1:03.832</i>	<i>196.3</i>

#### 5 4 Michael RUTTER

Total Time **26:56.309** Avg Speed **119.561** Behind **1:03.292**  
 Best Time **4:29.250** Best Speed **119.933** On **3** Gp **a**

Lap	Lap Time	Lap Speed	Sector 1	Sector 2	Sector 3	Speed Trap
1	4:25.678	119.649		<b>1:21.754</b>	1:05.535	<b>200.4</b>
2	4:30.481	119.387	2:01.915	1:22.970	1:05.596	198.0
3	<b>4:29.250</b>	<b>119.933</b>	<b>2:01.542</b>	1:22.319	<b>1:05.389</b>	196.3
4	4:30.752	119.268	2:02.255	1:23.047	1:05.450	193.5
5	4:29.963	119.616	2:01.672	1:22.662	1:05.629	195.2
6	4:30.185	119.518	2:01.852	1:22.634	1:05.699	192.9
<i>Ideal</i>	<i>4:28.685</i>	<i>120.185</i>	<i>2:01.542</i>	<i>1:21.754</i>	<i>1:05.389</i>	<i>200.4</i>

#### 6 38 Erno KOSTAMO

Total Time **26:56.568** Avg Speed **119.542** Behind **1:03.551**  
 Best Time **4:28.166** Best Speed **120.418** On **3** Gp **a**

Lap	Lap Time	Lap Speed	Sector 1	Sector 2	Sector 3	Speed Trap
1	4:27.136	118.996		1:22.308	<b>1:04.837</b>	<b>200.4</b>
2	4:30.445	119.403	2:02.178	1:23.344	1:04.923	196.9
3	<b>4:28.166</b>	<b>120.418</b>	<b>2:00.771</b>	1:22.331	1:05.064	197.5
4	4:31.246	119.051	2:02.373	1:23.033	1:05.840	195.7
5	4:29.646	119.757	2:01.665	1:22.936	1:05.045	192.9
6	4:29.929	119.631	2:02.233	<b>1:22.275</b>	1:05.421	192.9
<i>Ideal</i>	<i>4:27.883</i>	<i>120.545</i>	<i>2:00.771</i>	<i>1:22.275</i>	<i>1:04.837</i>	<i>200.4</i>

## SUPERBIKE

### Race 2 - Anchor Bar Superbike

Saturday, 11 May 2024

## DETAILED SECTOR ANALYSIS

### Race Classification

Position

**7** **9 Craig NEVE**

Total Time **26:58.332** Avg Speed **119.412** Behind **1:05.315**  
 Best Time **4:29.428** Best Speed **119.854** On **3** Gp **a**

Lap	Lap Time	Lap Speed	Sector 1	Sector 2	Sector 3	Speed Trap
1	4:28.147	118.547		1:22.422	<b>1:05.127</b>	191.3
2	4:31.966	118.735	2:02.842	1:23.605	1:05.519	<b>197.5</b>
3	<b>4:29.428</b>	<b>119.854</b>	2:01.972	<b>1:22.137</b>	1:05.319	187.0
4	4:29.741	119.715	2:01.822	1:22.347	1:05.572	191.8
5	4:29.580	119.786	2:01.528	1:22.257	1:05.795	192.4
6	4:29.470	119.835	<b>2:00.537</b>	1:22.994	1:05.939	194.6
<i>Ideal</i>	<i>4:27.801</i>	<i>120.582</i>	<i>2:00.537</i>	<i>1:22.137</i>	<i>1:05.127</i>	<i>197.5</i>

**8** **23 David JOHNSON**

Total Time **27:11.746** Avg Speed **118.430** Behind **1:18.729**  
 Best Time **4:31.060** Best Speed **119.132** On **3** Gp **a**

Lap	Lap Time	Lap Speed	Sector 1	Sector 2	Sector 3	Speed Trap
1	4:29.942	117.759		<b>1:22.857</b>	1:05.293	<b>198.0</b>
2	4:33.299	118.156	2:03.201	1:23.634	1:06.464	194.6
3	<b>4:31.060</b>	<b>119.132</b>	<b>2:02.532</b>	1:23.238	1:05.290	191.8
4	4:32.862	118.346	2:03.589	1:24.317	1:04.956	190.2
5	4:32.329	118.577	2:03.407	1:24.063	<b>1:04.859</b>	189.1
6	4:32.254	118.610	2:02.876	1:23.716	1:05.662	189.1
<i>Ideal</i>	<i>4:30.248</i>	<i>119.490</i>	<i>2:02.532</i>	<i>1:22.857</i>	<i>1:04.859</i>	<i>198.0</i>

**9** **96 Dom HERBERTSON**

Total Time **27:28.179** Avg Speed **117.249** Behind **1:35.162**  
 Best Time **4:30.588** Best Speed **119.340** On **6** Gp **a**

Lap	Lap Time	Lap Speed	Sector 1	Sector 2	Sector 3	Speed Trap
1	4:37.204	114.674		1:31.274	1:06.657	195.2
2	4:37.217	116.486	2:01.593	1:29.472	1:06.152	<b>196.9</b>
3	4:35.358	117.273	2:01.568	1:28.527	<b>1:05.263</b>	194.0
4	4:32.488	118.508	2:02.545	1:24.256	1:05.687	182.5
5	4:35.324	117.287	2:05.043	1:24.443	1:05.838	176.3
6	<b>4:30.588</b>	<b>119.340</b>	<b>2:01.276</b>	<b>1:23.213</b>	1:06.099	195.2
<i>Ideal</i>	<i>4:29.752</i>	<i>119.710</i>	<i>2:01.276</i>	<i>1:23.213</i>	<i>1:05.263</i>	<i>196.9</i>

### Race Classification

Position

**10** **20 Michael EVANS**

Total Time **27:33.781** Avg Speed **116.852** Behind **1:40.764**  
 Best Time **4:33.863** Best Speed **117.913** On **2** Gp **a**

Lap	Lap Time	Lap Speed	Sector 1	Sector 2	Sector 3	Speed Trap
1	4:37.505	114.549		1:28.176	1:06.499	185.0
2	<b>4:33.863</b>	<b>117.913</b>	<b>2:03.262</b>	1:24.181	1:06.420	<b>192.4</b>
3	4:34.442	117.664	2:03.915	<b>1:24.033</b>	1:06.494	189.7
4	4:36.018	116.992	2:04.660	1:24.913	1:06.445	188.6
5	4:36.748	116.684	2:05.284	1:25.307	<b>1:06.157</b>	180.5
6	4:35.205	117.338	2:04.119	1:24.744	1:06.342	187.6
<i>Ideal</i>	<i>4:33.452</i>	<i>118.090</i>	<i>2:03.262</i>	<i>1:24.033</i>	<i>1:06.157</i>	<i>192.4</i>

**11** **7 Sam WEST**

Total Time **27:34.745** Avg Speed **116.784** Behind **1:41.728**  
 Best Time **4:34.084** Best Speed **117.818** On **2** Gp **a**

Lap	Lap Time	Lap Speed	Sector 1	Sector 2	Sector 3	Speed Trap
1	4:36.957	114.776		1:27.338	1:07.298	196.9
2	<b>4:34.084</b>	<b>117.818</b>	<b>2:02.755</b>	<b>1:24.227</b>	1:07.102	<b>201.6</b>
3	4:34.417	117.675	2:03.582	1:24.270	<b>1:06.565</b>	190.7
4	4:36.086	116.964	2:04.513	1:24.669	1:06.904	188.6
5	4:37.495	116.370	2:05.290	1:25.250	1:06.955	189.1
6	4:35.706	117.125	2:04.565	1:24.418	1:06.723	181.5
<i>Ideal</i>	<i>4:33.547</i>	<i>118.049</i>	<i>2:02.755</i>	<i>1:24.227</i>	<i>1:06.565</i>	<i>201.6</i>

**12** **111 Brian McCORMACK**

Total Time **27:35.030** Avg Speed **116.764** Behind **1:42.013**  
 Best Time **4:32.814** Best Speed **118.366** On **3** Gp **a**

Lap	Lap Time	Lap Speed	Sector 1	Sector 2	Sector 3	Speed Trap
1	4:39.831	113.597		1:29.896	1:05.708	182.0
2	4:34.088	117.816	2:03.915	1:24.879	1:05.294	<b>189.7</b>
3	<b>4:32.814</b>	<b>118.366</b>	<b>2:03.404</b>	<b>1:24.133</b>	<b>1:05.277</b>	188.6
4	4:35.284	117.304	2:04.498	1:24.673	1:06.113	184.5
5	4:37.220	116.485	2:05.724	1:25.086	1:06.410	179.5
6	4:35.793	117.088	2:04.982	1:24.602	1:06.209	183.5
<i>Ideal</i>	<i>4:32.814</i>	<i>118.366</i>	<i>2:03.404</i>	<i>1:24.133</i>	<i>1:05.277</i>	<i>189.7</i>

## SUPERBIKE

## Race 2 - Anchor Bar Superbike

Saturday, 11 May 2024

## DETAILED SECTOR ANALYSIS

## Race Classification

Position

**13** 48 Eddy FERRE
Total Time **27:35.115** Avg Speed **116.758** Behind **1:42.098**Best Time **4:33.724** Best Speed **117.973** On **3** Gp **a**

Lap	Lap Time	Lap Speed	Sector 1	Sector 2	Sector 3	Speed Trap
1	4:38.180	114.271		1:28.523	1:05.949	<b>191.3</b>
2	4:34.364	117.698	<b>2:03.840</b>	1:24.697	1:05.827	188.6
3	<b>4:33.724</b>	<b>117.973</b>	2:04.028	<b>1:24.436</b>	<b>1:05.260</b>	189.1
4	4:36.348	116.853	2:05.460	1:25.176	1:05.712	184.0
5	4:37.078	116.545	2:06.119	1:25.666	1:05.293	185.5
6	4:35.421	117.246	2:04.863	1:24.711	1:05.847	186.5
<i>Ideal</i>	<i>4:33.536</i>	<i>118.054</i>	<i>2:03.840</i>	<i>1:24.436</i>	<i>1:05.260</i>	<i>191.3</i>

## Race Classification

Position

**16** 174 Laurent HOFFMANN
Total Time **28:18.379** Avg Speed **113.784** Behind **2:25.362**Best Time **4:40.366** Best Speed **115.178** On **3** Gp **b**

Lap	Lap Time	Lap Speed	Sector 1	Sector 2	Sector 3	Speed Trap
1	4:49.239	109.902		1:36.293	1:08.276	<b>185.0</b>
2	4:43.546	113.886	2:08.877	1:27.243	1:07.426	168.3
3	<b>4:40.366</b>	<b>115.178</b>	<b>2:06.325</b>	<b>1:26.092</b>	1:07.949	180.0
4	4:40.920	114.951	2:07.437	1:26.290	<b>1:07.193</b>	175.3
5	4:42.349	114.369	2:07.416	1:27.072	1:07.861	181.0
6	4:41.959	114.527	2:07.654	1:26.562	1:07.743	181.5
<i>Ideal</i>	<i>4:39.610</i>	<i>115.489</i>	<i>2:06.325</i>	<i>1:26.092</i>	<i>1:07.193</i>	<i>185.0</i>

**14** 25 Amalric BLANC
Total Time **27:42.053** Avg Speed **116.271** Behind **1:49.036**Best Time **4:36.379** Best Speed **116.840** On **2** Gp **b**

Lap	Lap Time	Lap Speed	Sector 1	Sector 2	Sector 3	Speed Trap
1	4:34.695	115.721		1:24.928	1:06.536	187.0
2	<b>4:36.379</b>	<b>116.840</b>	2:06.091	<b>1:24.651</b>	<b>1:05.637</b>	<b>187.6</b>
3	4:36.609	116.742	<b>2:05.495</b>	1:24.960	1:06.154	185.0
4	4:38.356	116.010	2:06.453	1:25.263	1:06.640	183.5
5	4:38.167	116.089	2:06.418	1:24.935	1:06.814	183.0
6	4:37.847	116.222	2:06.259	1:24.837	1:06.751	185.5
<i>Ideal</i>	<i>4:35.783</i>	<i>117.092</i>	<i>2:05.495</i>	<i>1:24.651</i>	<i>1:05.637</i>	<i>187.6</i>

**17** 119 Kris DUNCAN
Total Time **28:19.533** Avg Speed **113.707** Behind **2:26.516**Best Time **4:40.913** Best Speed **114.954** On **3** Gp **b**

Lap	Lap Time	Lap Speed	Sector 1	Sector 2	Sector 3	Speed Trap
1	4:48.019	110.368		1:34.672	1:08.972	180.0
2	4:43.993	113.707	2:09.292	1:26.351	1:08.350	167.9
3	<b>4:40.913</b>	<b>114.954</b>	<b>2:06.513</b>	1:26.310	<b>1:08.090</b>	179.5
4	4:43.892	113.747	2:07.362	1:27.523	1:09.007	174.4
5	4:41.436	114.740	2:07.313	<b>1:25.952</b>	1:08.171	177.2
6	4:41.280	114.804	2:06.579	1:26.262	1:08.439	<b>183.5</b>
<i>Ideal</i>	<i>4:40.555</i>	<i>115.100</i>	<i>2:06.513</i>	<i>1:25.952</i>	<i>1:08.090</i>	<i>183.5</i>

**15** 36 Jonathan GOETSCHY
Total Time **28:02.171** Avg Speed **114.880** Behind **2:09.154**Best Time **4:38.932** Best Speed **115.770** On **6** Gp **b**

Lap	Lap Time	Lap Speed	Sector 1	Sector 2	Sector 3	Speed Trap
1	4:35.371	115.437		<b>1:25.901</b>	1:06.964	187.0
2	4:44.119	113.657	<b>2:06.233</b>	1:30.326	1:07.560	188.6
3	4:41.674	114.643	2:07.368	1:26.982	1:07.324	<b>189.1</b>
4	4:41.515	114.708	2:07.406	1:26.721	1:07.388	184.5
5	4:40.560	115.098	2:07.074	1:26.692	1:06.794	185.5
6	<b>4:38.932</b>	<b>115.770</b>	2:06.457	1:26.249	<b>1:06.226</b>	187.0
<i>Ideal</i>	<i>4:38.360</i>	<i>116.008</i>	<i>2:06.233</i>	<i>1:25.901</i>	<i>1:06.226</i>	<i>189.1</i>

**18** 32 Luca GOTTARDI
Total Time **28:22.733** Avg Speed **113.493** Behind **2:29.716**Best Time **4:42.078** Best Speed **114.479** On **3** Gp **b**

Lap	Lap Time	Lap Speed	Sector 1	Sector 2	Sector 3	Speed Trap
1	4:46.775	110.846		1:33.352	1:08.577	181.0
2	4:43.233	114.012	2:08.689	1:26.616	1:07.928	<b>186.5</b>
3	<b>4:42.078</b>	<b>114.479</b>	<b>2:07.432</b>	1:26.787	<b>1:07.859</b>	180.0
4	4:43.617	113.858	2:07.668	1:27.729	1:08.220	181.5
5	4:43.481	113.912	2:08.945	<b>1:26.474</b>	1:08.062	180.0
6	4:43.549	113.885	2:07.507	1:27.796	1:08.246	179.1
<i>Ideal</i>	<i>4:41.765</i>	<i>114.606</i>	<i>2:07.432</i>	<i>1:26.474</i>	<i>1:07.859</i>	<i>186.5</i>

## SUPERBIKE

### Race 2 - Anchor Bar Superbike

Saturday, 11 May 2024

## DETAILED SECTOR ANALYSIS

### Race Classification

Position

**19** **45 James CHAWKE**  
 Total Time **28:26.562** Avg Speed **113.238** Behind **2:33.545**  
 Best Time **4:43.133** Best Speed **114.052** On **3** Gp **b**

Lap	Lap Time	Lap Speed	Sector 1	Sector 2	Sector 3	Speed Trap
1	4:46.219	111.062		1:28.319	1:08.992	178.6
2	4:44.718	113.417	2:09.883	1:26.966	1:07.869	<b>181.0</b>
3	<b>4:43.133</b>	<b>114.052</b>	2:08.476	1:26.849	<b>1:07.808</b>	176.3
4	4:43.140	114.050	<b>2:07.616</b>	<b>1:26.748</b>	1:08.776	179.1
5	4:44.162	113.639	2:08.346	1:27.407	1:08.409	178.6
6	4:45.190	113.230	2:08.222	1:28.122	1:08.846	175.3
<i>Ideal</i>	<i>4:42.172</i>	<i>114.441</i>	<i>2:07.616</i>	<i>1:26.748</i>	<i>1:07.808</i>	<i>181.0</i>

**20** **43 Sam JOHNSON**

Total Time **28:36.658** Avg Speed **112.572** Behind **2:43.641**  
 Best Time **4:43.305** Best Speed **113.983** On **4** Gp **b**

Lap	Lap Time	Lap Speed	Sector 1	Sector 2	Sector 3	Speed Trap
1	4:50.554	109.405		1:35.790	1:09.257	<b>185.0</b>
2	4:44.215	113.618	2:08.622	1:27.762	<b>1:07.831</b>	181.0
3	4:47.007	112.513	2:07.919	1:29.961	1:09.127	179.5
4	<b>4:43.305</b>	<b>113.983</b>	2:07.910	1:27.330	1:08.065	180.5
5	4:43.533	113.892	2:07.879	<b>1:26.967</b>	1:08.687	179.1
6	4:48.044	112.108	<b>2:07.512</b>	1:30.986	1:09.546	181.0
<i>Ideal</i>	<i>4:42.310</i>	<i>114.385</i>	<i>2:07.512</i>	<i>1:26.967</i>	<i>1:07.831</i>	<i>185.0</i>

**21** **88 Sean McTAGGART**

Total Time **29:00.644** Avg Speed **111.021** Behind **3:07.627**  
 Best Time **4:49.862** Best Speed **111.405** On **3** Gp **b**

Lap	Lap Time	Lap Speed	Sector 1	Sector 2	Sector 3	Speed Trap
1	4:46.080	111.116		<b>1:28.199</b>	<b>1:09.192</b>	<b>183.5</b>
2	4:51.378	110.825	2:11.751	1:29.812	1:09.815	170.9
3	<b>4:49.862</b>	<b>111.405</b>	<b>2:10.752</b>	1:29.109	1:10.001	180.0
4	4:50.774	111.055	2:11.341	1:28.608	1:10.825	178.6
5	4:50.941	110.992	2:11.259	1:29.210	1:10.472	175.8
6	4:51.609	110.737	2:12.432	1:28.490	1:10.687	182.0
<i>Ideal</i>	<i>4:48.143</i>	<i>112.069</i>	<i>2:10.752</i>	<i>1:28.199</i>	<i>1:09.192</i>	<i>183.5</i>

### Race Classification

Position

**22** **58 Paul WILLIAMS**  
 Total Time **29:01.160** Avg Speed **110.988** Behind **3:08.143**  
 Best Time **4:49.608** Best Speed **111.502** On **4** Gp **b**

Lap	Lap Time	Lap Speed	Sector 1	Sector 2	Sector 3	Speed Trap
1	4:48.757	110.086			<b>1:29.164</b>	1:10.252 <b>182.5</b>
2	4:50.251	111.255	2:11.259	1:29.483	1:09.509	<b>182.5</b>
3	4:49.719	111.460	2:10.313	1:30.124	<b>1:09.282</b>	177.2
4	<b>4:49.608</b>	<b>111.502</b>	<b>2:10.236</b>	1:29.965	1:09.407	173.1
5	4:51.033	110.956	2:11.484	1:30.250	1:09.299	172.2
6	4:51.792	110.668	2:12.313	1:30.181	1:09.298	174.9
<i>Ideal</i>	<i>4:48.682</i>	<i>111.860</i>	<i>2:10.236</i>	<i>1:29.164</i>	<i>1:09.282</i>	<i>182.5</i>

**23** **85 Olivier LUPBERGER**

Total Time **29:27.550** Avg Speed **109.331** Behind **3:34.533**  
 Best Time **4:53.606** Best Speed **109.984** On **3** Gp **b**

Lap	Lap Time	Lap Speed	Sector 1	Sector 2	Sector 3	Speed Trap
1	4:52.236	108.775		1:30.878	1:10.347	<b>177.2</b>
2	4:55.861	109.146	2:13.297	1:31.874	1:10.690	165.8
3	<b>4:53.606</b>	<b>109.984</b>	<b>2:11.890</b>	1:31.874	<b>1:09.842</b>	176.3
4	4:55.354	109.333	2:13.027	<b>1:30.724</b>	1:11.603	173.1
5	4:53.978	109.845	2:12.677	1:30.878	1:10.423	171.8
6	4:56.515	108.905	2:12.856	1:32.295	1:11.364	172.2
<i>Ideal</i>	<i>4:52.456</i>	<i>110.417</i>	<i>2:11.890</i>	<i>1:30.724</i>	<i>1:09.842</i>	<i>177.2</i>

**24** **19 Jean Pierre POLET**

Total Time **29:29.734** Avg Speed **109.196** Behind **3:36.717**  
 Best Time **4:52.836** Best Speed **110.273** On **6** Gp **b**

Lap	Lap Time	Lap Speed	Sector 1	Sector 2	Sector 3	Speed Trap
1	4:53.508	108.304		1:30.581	1:10.558	169.6
2	4:53.516	110.018	2:12.407	1:30.930	1:10.179	<b>182.0</b>
3	4:55.261	109.368	<b>2:11.879</b>	1:32.724	1:10.658	174.4
4	4:54.194	109.764	2:12.854	1:30.703	1:10.637	175.3
5	5:00.419	107.490	2:12.908	1:37.162	1:10.349	170.9
6	<b>4:52.836</b>	<b>110.273</b>	2:12.254	<b>1:30.414</b>	<b>1:10.168</b>	171.3
<i>Ideal</i>	<i>4:52.461</i>	<i>110.415</i>	<i>2:11.879</i>	<i>1:30.414</i>	<i>1:10.168</i>	<i>182.0</i>

## SUPERBIKE

### Race 2 - Anchor Bar Superbike

Saturday, 11 May 2024

## DETAILED SECTOR ANALYSIS

### Race Classification

Position

**25** 44 Liam CHAWKE

Total Time **29:39.122** Avg Speed **108.620** Behind **3:46.105**

Best Time **4:54.196** Best Speed **109.764** On **3** Gp **b**

Lap	Lap Time	Lap Speed	Sector 1	Sector 2	Sector 3	Speed Trap
1	4:53.122	108.446		1:30.849	<b>1:10.575</b>	170.5
2	4:59.804	107.710	<b>2:11.070</b>	1:37.343	1:11.391	<b>183.5</b>
3	<b>4:54.196</b>	<b>109.764</b>	2:12.752	<b>1:29.969</b>	1:11.475	180.0
4	4:55.291	109.357	2:12.660	1:30.467	1:12.164	180.5
5	4:57.554	108.525	2:14.246	1:31.735	1:11.573	178.6
6	4:59.155	107.944	2:14.846	1:31.508	1:12.801	180.0
<i>Ideal</i>	<i>4:51.614</i>	<i>110.735</i>	<i>2:11.070</i>	<i>1:29.969</i>	<i>1:10.575</i>	<i>183.5</i>

**26** 55 Donald MacFADYEN

Total Time **29:48.339** Avg Speed **108.060** Behind **3:55.322**

Best Time **4:56.903** Best Speed **108.763** On **6** Gp **b**

Lap	Lap Time	Lap Speed	Sector 1	Sector 2	Sector 3	Speed Trap
1	4:58.479	106.500		1:31.327	1:11.780	<b>179.5</b>
2	4:58.208	108.287	<b>2:13.703</b>	1:31.888	1:12.617	163.0
3	4:57.795	108.437	2:14.112	1:31.304	1:12.379	171.3
4	4:58.618	108.138	2:15.053	1:32.527	1:11.038	151.6
5	4:58.336	108.240	2:15.672	1:32.196	<b>1:10.468</b>	170.9
6	<b>4:56.903</b>	<b>108.763</b>	2:14.391	<b>1:30.222</b>	1:12.290	170.9
<i>Ideal</i>	<i>4:54.393</i>	<i>109.690</i>	<i>2:13.703</i>	<i>1:30.222</i>	<i>1:10.468</i>	<i>179.5</i>

**27** 93 Paul CRANSTON

Total Time **29:52.694** Avg Speed **107.798** Behind **3:59.677**

Best Time **4:56.774** Best Speed **108.810** On **2** Gp **b**

Lap	Lap Time	Lap Speed	Sector 1	Sector 2	Sector 3	Speed Trap
1	4:57.050	107.012		1:32.092	1:11.599	<b>171.8</b>
2	<b>4:56.774</b>	<b>108.810</b>	<b>2:14.215</b>	<b>1:31.539</b>	<b>1:11.020</b>	171.3
3	4:58.501	108.181	2:14.950	1:31.736	1:11.815	167.9
4	5:00.057	107.620	2:16.064	1:32.199	1:11.794	170.0
5	5:00.261	107.546	2:16.874	1:32.181	1:11.206	164.6
6	5:00.051	107.622	2:14.999	1:32.452	1:12.600	168.3
<i>Ideal</i>	<i>4:56.774</i>	<i>108.810</i>	<i>2:14.215</i>	<i>1:31.539</i>	<i>1:11.020</i>	<i>171.8</i>

### Race Classification

Position

**28** 69 Brad CLARKE

Total Time **25:29.064** Avg Speed **105.264** Behind **1 Lap**

Best Time **4:56.275** Best Speed **108.993** On **3** Gp **b**

Lap	Lap Time	Lap Speed	Sector 1	Sector 2	Sector 3	Speed Trap
1	5:04.992	104.226		1:33.793	1:12.728	161.9
2	5:02.909	106.606	2:16.974	1:33.550	1:12.385	<b>166.2</b>
3	<b>4:56.275</b>	<b>108.993</b>	<b>2:12.186</b>	<b>1:32.667</b>	1:11.422	163.4
4	5:01.101	107.246	2:15.346	1:34.374	<b>1:11.381</b>	163.8
5	5:03.787	106.298	2:16.076	1:32.917		162.2
<i>Ideal</i>	<i>4:56.234</i>	<i>109.008</i>	<i>2:12.186</i>	<i>1:32.667</i>	<i>1:11.381</i>	<i>166.2</i>

**29** 143 Stephen DEGNAN

Total Time **25:54.672** Avg Speed **103.531** Behind **1 Lap**

Best Time **5:09.004** Best Speed **104.504** On **3** Gp **b**

Lap	Lap Time	Lap Speed	Sector 1	Sector 2	Sector 3	Speed Trap
1	5:10.666	102.322		1:35.447	1:17.133	160.3
2	5:11.161	103.779	2:20.028	1:35.925	1:15.208	155.5
3	<b>5:09.004</b>	<b>104.504</b>	2:19.709	<b>1:34.488</b>	1:14.807	155.1
4	5:09.732	104.258	<b>2:19.397</b>	1:35.888	<b>1:14.447</b>	<b>162.2</b>
5	5:14.109	102.805	2:21.119	1:36.458	1:16.532	157.7
<i>Ideal</i>	<i>5:08.332</i>	<i>104.731</i>	<i>2:19.397</i>	<i>1:34.488</i>	<i>1:14.447</i>	<i>162.2</i>

### Not Classified

Position

**DNF** 60 Peter HICKMAN

Total Time **21:47.859** Avg Speed **123.068** Behind

Best Time **4:21.089** Best Speed **123.682** On **4** Gp **a**

Lap	Lap Time	Lap Speed	Sector 1	Sector 2	Sector 3	Speed Trap
1	4:19.202	122.638		<b>1:20.366</b>	1:02.924	<b>196.3</b>
2	4:22.341	123.092	1:58.308	1:21.350	1:02.683	194.0
3	4:22.701	122.923	1:58.870	1:21.447	1:02.384	189.7
4	<b>4:21.089</b>	<b>123.682</b>	<b>1:58.053</b>	1:20.689	<b>1:02.347</b>	189.7
5	4:22.526	123.005	1:58.434	1:21.412	1:02.680	191.3
<i>Ideal</i>	<i>4:20.766</i>	<i>123.835</i>	<i>1:58.053</i>	<i>1:20.366</i>	<i>1:02.347</i>	<i>196.3</i>

## SUPERBIKE

### Race 2 - Anchor Bar Superbike

Saturday, 11 May 2024

## DETAILED SECTOR ANALYSIS

### Not Classified

Position

#### DNF 231 Marcus SIMPSON

Total Time **22:45.515** Avg Speed **117.872** Behind

Best Time **4:30.805** Best Speed **119.244** On **3** Gp **a**

Lap	Lap Time	Lap Speed	Sector 1	Sector 2	Sector 3	Speed Trap
1	4:34.412	115.840		1:25.440	1:06.393	<b>199.2</b>
2	4:32.879	118.338	2:03.389	1:23.337	1:06.153	192.9
3	<b>4:30.805</b>	<b>119.244</b>	2:02.662	<b>1:22.924</b>	<b>1:05.219</b>	190.7
4	4:30.878	119.212	<b>2:02.435</b>	1:23.185	1:05.258	187.6
5	4:36.541	116.771	2:02.739	1:24.072		187.6
<i>Ideal</i>	<i>4:30.578</i>	<i>119.345</i>	<i>2:02.435</i>	<i>1:22.924</i>	<i>1:05.219</i>	<i>199.2</i>

#### DNF 39 Martin MORRIS

Total Time **19:23.018** Avg Speed **110.629** Behind

Best Time **4:43.403** Best Speed **113.944** On **3** Gp **b**

Lap	Lap Time	Lap Speed	Sector 1	Sector 2	Sector 3	Speed Trap
1	4:57.328	106.912		1:33.963	1:11.286	179.5
2	4:48.931	111.764	2:10.366	1:29.498	1:09.067	<b>190.7</b>
3	<b>4:43.403</b>	<b>113.944</b>	<b>2:08.123</b>	<b>1:26.421</b>	<b>1:08.859</b>	190.2
4	4:53.356	110.078	2:08.594	1:34.964		174.0
<i>Ideal</i>	<i>4:43.403</i>	<i>113.944</i>	<i>2:08.123</i>	<i>1:26.421</i>	<i>1:08.859</i>	<i>190.7</i>

#### DNF 2 John McGUINNESS

Total Time **13:37.588** Avg Speed **117.874** Behind

Best Time **4:27.306** Best Speed **120.805** On **3** Gp **a**

Lap	Lap Time	Lap Speed	Sector 1	Sector 2	Sector 3	Speed Trap
1	4:31.238	117.196		1:29.727	<b>1:04.359</b>	<b>199.2</b>
2	4:29.044	120.025	2:01.163	1:23.118	1:04.763	192.4
3	<b>4:27.306</b>	<b>120.805</b>	<b>2:00.941</b>	<b>1:21.907</b>	1:04.458	192.9
<i>Ideal</i>	<i>4:27.207</i>	<i>120.850</i>	<i>2:00.941</i>	<i>1:21.907</i>	<i>1:04.359</i>	<i>199.2</i>

#### DNF 8 Ian HUTCHINSON

Total Time **9:09.213** Avg Speed **116.676** Behind

Best Time **4:42.307** Best Speed **114.386** On **2** Gp **a**

Lap	Lap Time	Lap Speed	Sector 1	Sector 2	Sector 3	Speed Trap
1	4:26.906	119.098		<b>1:22.417</b>	<b>1:05.564</b>	199.2
2	<b>4:42.307</b>	<b>114.386</b>	<b>2:03.865</b>	1:24.579		<b>201.0</b>
<i>Ideal</i>	<i>4:31.846</i>	<i>118.788</i>	<i>2:03.865</i>	<i>1:22.417</i>	<i>1:05.564</i>	<i>201.0</i>

### Not Classified

Position

#### DNF 91 Julian TRUMMER

Total Time **9:22.743** Avg Speed **113.871** Behind

Best Time **4:39.815** Best Speed **115.405** On **2** Gp **a**

Lap	Lap Time	Lap Speed	Sector 1	Sector 2	Sector 3	Speed Trap
1	4:42.928	112.354		1:28.947	1:08.272	<b>192.9</b>
2	<b>4:39.815</b>	<b>115.405</b>	<b>2:06.829</b>	<b>1:25.365</b>	<b>1:07.621</b>	188.1
<i>Ideal</i>	<i>4:39.815</i>	<i>115.405</i>	<i>2:06.829</i>	<i>1:25.365</i>	<i>1:07.621</i>	<i>192.9</i>

#### DNF 56 Ryan WHITEHALL

Total Time **9:32.576** Avg Speed **111.915** Behind

Best Time **4:50.153** Best Speed **111.293** On **2** Gp **b**

Lap	Lap Time	Lap Speed	Sector 1	Sector 2	Sector 3	Speed Trap
1	4:42.423	112.555		<b>1:26.234</b>	<b>1:08.623</b>	<b>182.0</b>
2	<b>4:50.153</b>	<b>111.293</b>	<b>2:09.992</b>	1:27.940		180.0
<i>Ideal</i>	<i>4:44.849</i>	<i>113.365</i>	<i>2:09.992</i>	<i>1:26.234</i>	<i>1:08.623</i>	<i>182.0</i>

#### DNF 24 Conor CUMMINS

Total Time **19:00.576** Avg Speed **56.182** Behind

Best Time **14:05.813** Best Speed **38.179** On **2** Gp **a**

Lap	Lap Time	Lap Speed	Sector 1	Sector 2	Sector 3	Speed Trap
1	4:44.763	111.630		1:28.105		<b>193.5</b>
2	<b>14:05.813</b>	<b>38.179</b>		<b>1:25.312</b>		192.4
<i>Ideal</i>	<i>0.000</i>	<i>0.000</i>		<i>1:25.312</i>		<i>193.5</i>

#### DNF 5 Dean HARRISON

Total Time **4:19.715** Avg Speed **122.396** Behind

Best Time Best Speed On Gp **a**

Lap	Lap Time	Lap Speed	Sector 1	Sector 2	Sector 3	Speed Trap
1	4:19.715	122.396		<b>1:19.898</b>		<b>203.4</b>
<i>Ideal</i>	<i>0.000</i>	<i>0.000</i>		<i>1:19.898</i>		<i>203.4</i>

#### DNF 66 Ryan GIBSON

Total Time **4:50.964** Avg Speed **109.251** Behind

Best Time Best Speed On Gp **a**

Lap	Lap Time	Lap Speed	Sector 1	Sector 2	Sector 3	Speed Trap
1	4:50.964	109.251		<b>1:33.727</b>		<b>190.2</b>
<i>Ideal</i>	<i>0.000</i>	<i>0.000</i>		<i>1:33.727</i>		<i>190.2</i>

## SUPERBIKE

## Race 2 - Anchor Bar Superbike

## LAP CHART

1					2					3				
No	Name	Gp	Time of Day	Lap Time	No	Name	Gp	Time of Day	Lap Time	No	Name	Gp	Time of Day	Lap Time
1	Glenn IRWIN	a	12:24:44.894	4:14.845	74	Davey TODD	a	12:29:05.087	4:20.038	1	Glenn IRWIN	a	12:33:24.839	4:19.456
74	Davey TODD	a	12:24:45.049	4:15.000	1	Glenn IRWIN	a	12:29:05.383	4:20.489	74	Davey TODD	a	12:33:25.223	4:20.136
6	Michael DUNLOP	a	12:24:47.992	4:17.943	6	Michael DUNLOP	a	12:29:08.807	4:20.815	6	Michael DUNLOP	a	12:33:29.007	4:20.200
60	Peter HICKMAN	a	12:24:49.251	4:19.202	60	Peter HICKMAN	a	12:29:11.592	4:22.341	60	Peter HICKMAN	a	12:33:34.293	4:22.701
5	Dean HARRISON	a	12:24:49.764	4:19.715	4	Michael RUTTER	a	12:29:26.208	4:30.481	4	Michael RUTTER	a	12:33:55.458	4:29.250
4	Michael RUTTER	a	12:24:55.727	4:25.678	38	Erno KOSTAMO	a	12:29:27.630	4:30.445	38	Erno KOSTAMO	a	12:33:55.796	4:28.166
8	Ian HUTCHINSON	a	12:24:56.955	4:26.906	9	Craig NEVE	a	12:29:30.162	4:31.966	2	John McGUINNESS	a	12:33:57.637	4:27.306
38	Erno KOSTAMO	a	12:24:57.185	4:27.136	2	John McGUINNESS	a	12:29:30.331	4:29.044	37	James HILLIER	a	12:33:57.798	4:25.414
9	Craig NEVE	a	12:24:58.196	4:28.147	37	James HILLIER	a	12:29:32.384	4:27.773	9	Craig NEVE	a	12:33:59.590	4:29.428
23	David JOHNSON	a	12:24:59.991	4:29.942	23	David JOHNSON	a	12:29:33.290	4:33.299	23	David JOHNSON	a	12:34:04.350	4:31.060
2	John McGUINNESS	a	12:25:01.287	4:31.238	231	Marcus SIMPSON	a	12:29:37.340	4:32.879	231	Marcus SIMPSON	a	12:34:08.145	4:30.805
231	Marcus SIMPSON	a	12:25:04.461	4:34.412	8	Ian HUTCHINSON	a	12:29:39.262	4:42.307	7	Sam WEST	a	12:34:15.507	4:34.417
37	James HILLIER	a	12:25:04.611	4:34.562	7	Sam WEST	a	12:29:41.090	4:34.084	20	Michael EVANS	a	12:34:15.859	4:34.442
25	Amalric BLANC	b	12:25:04.744	4:34.695	25	Amalric BLANC	b	12:29:41.123	4:36.379	48	Eddy FERRE	a	12:34:16.317	4:33.724
36	Jonathan GOETSCHY	b	12:25:05.420	4:35.371	20	Michael EVANS	a	12:29:41.417	4:33.863	111	Brian McCORMACK	a	12:34:16.782	4:32.814
7	Sam WEST	a	12:25:07.006	4:36.957	48	Eddy FERRE	a	12:29:42.593	4:34.364	25	Amalric BLANC	b	12:34:17.732	4:36.609
96	Dom HERBERTSON	a	12:25:07.253	4:37.204	111	Brian McCORMACK	a	12:29:43.968	4:34.088	96	Dom HERBERTSON	a	12:34:19.828	4:35.358
20	Michael EVANS	a	12:25:07.554	4:37.505	96	Dom HERBERTSON	a	12:29:44.470	4:37.217	36	Jonathan GOETSCHY	b	12:34:31.213	4:41.674
48	Eddy FERRE	a	12:25:08.229	4:38.180	36	Jonathan GOETSCHY	b	12:29:49.539	4:44.119	32	Luca GOTTARDI	b	12:34:42.135	4:42.078
111	Brian McCORMACK	a	12:25:09.880	4:39.831	91	Julian TRUMMER	a	12:29:52.792	4:39.815	119	Kris DUNCAN	b	12:34:42.974	4:40.913
56	Ryan WHITEHALL	b	12:25:12.472	4:42.423	32	Luca GOTTARDI	b	12:30:00.057	4:43.233	174	Laurent HOFFMANN	b	12:34:43.200	4:40.366
91	Julian TRUMMER	a	12:25:12.977	4:42.928	45	James CHAWKE	b	12:30:00.986	4:44.718	45	James CHAWKE	b	12:34:44.119	4:43.133
24	Conor CUMMINS	a	12:25:14.812	4:44.763	119	Kris DUNCAN	b	12:30:02.061	4:43.993	43	Sam JOHNSON	b	12:34:51.825	4:47.007
88	Sean McTAGGART	b	12:25:16.129	4:46.080	56	Ryan WHITEHALL	b	12:30:02.625	4:50.153	88	Sean McTAGGART	b	12:34:57.369	4:49.862
45	James CHAWKE	b	12:25:16.268	4:46.219	174	Laurent HOFFMANN	b	12:30:02.834	4:43.546	58	Paul WILLIAMS	b	12:34:58.776	4:49.719
32	Luca GOTTARDI	b	12:25:16.824	4:46.775	43	Sam JOHNSON	b	12:30:04.818	4:44.215	39	Martin MORRIS	b	12:34:59.711	4:43.403
119	Kris DUNCAN	b	12:25:18.068	4:48.019	88	Sean McTAGGART	b	12:30:07.507	4:51.378	85	Olivier LUPBERGER	b	12:35:11.752	4:53.606
58	Paul WILLIAMS	b	12:25:18.806	4:48.757	58	Paul WILLIAMS	b	12:30:09.057	4:50.251	19	Jean Pierre POLET	b	12:35:12.334	4:55.261
174	Laurent HOFFMANN	b	12:25:19.288	4:49.239	39	Martin MORRIS	b	12:30:16.308	4:48.931	44	Liam CHAWKE	b	12:35:17.171	4:54.196
43	Sam JOHNSON	b	12:25:20.603	4:50.554	19	Jean Pierre POLET	b	12:30:17.073	4:53.516	93	Paul CRANSTON	b	12:35:22.374	4:58.501
66	Ryan GIBSON	a	12:25:21.013	4:50.964	85	Olivier LUPBERGER	b	12:30:18.146	4:55.861	55	Donald MacFADYEN	b	12:35:24.531	4:57.795
85	Olivier LUPBERGER	b	12:25:22.285	4:52.236	44	Liam CHAWKE	b	12:30:22.975	4:59.804	69	Brad CLARKE	b	12:35:34.225	4:56.275
44	Liam CHAWKE	b	12:25:23.171	4:53.122	93	Paul CRANSTON	b	12:30:23.873	4:56.774	143	Stephen DEGNAN	b	12:36:00.880	5:09.004
19	Jean Pierre POLET	b	12:25:23.557	4:53.508	55	Donald MacFADYEN	b	12:30:26.736	4:58.208					
93	Paul CRANSTON	b	12:25:27.099	4:57.050	69	Brad CLARKE	b	12:30:37.950	5:02.909					
39	Martin MORRIS	b	12:25:27.377	4:57.328	143	Stephen DEGNAN	b	12:30:51.876	5:11.161					
55	Donald MacFADYEN	b	12:25:28.528	4:58.479	24	Conor CUMMINS	a	12:39:20.625	14:05.81					
69	Brad CLARKE	b	12:25:35.041	5:04.992										
143	Stephen DEGNAN	b	12:25:40.715	5:10.666										

## SUPERBIKE

## Race 2 - Anchor Bar Superbike

## LAP CHART

4

No	Name	Gp	Time of Day	Lap Time
1	Glenn IRWIN	a	12:37:45.314	4:20.475
74	Davey TODD	a	12:37:45.538	4:20.315
6	Michael DUNLOP	a	12:37:48.813	4:19.806
60	Peter HICKMAN	a	12:37:55.382	4:21.089
4	Michael RUTTER	a	12:38:26.210	4:30.752
37	James HILLIER	a	12:38:26.496	4:28.698
38	Erno KOSTAMO	a	12:38:27.042	4:31.246
9	Craig NEVE	a	12:38:29.331	4:29.741
23	David JOHNSON	a	12:38:37.212	4:32.862
231	Marcus SIMPSON	a	12:38:39.023	4:30.878
7	Sam WEST	a	12:38:51.593	4:36.086
20	Michael EVANS	a	12:38:51.877	4:36.018
111	Brian McCORMACK	a	12:38:52.066	4:35.284
96	Dom HERBERTSON	a	12:38:52.316	4:32.488
48	Eddy FERRE	a	12:38:52.665	4:36.348
25	Amalric BLANC	b	12:38:56.088	4:38.356
36	Jonathan GOETSCHY	b	12:39:12.728	4:41.515
174	Laurent HOFFMANN	b	12:39:24.120	4:40.920
32	Luca GOTTARDI	b	12:39:25.752	4:43.617
119	Kris DUNCAN	b	12:39:26.866	4:43.892
45	James CHAWKE	b	12:39:27.259	4:43.140
43	Sam JOHNSON	b	12:39:35.130	4:43.305
88	Sean McTAGGART	b	12:39:48.143	4:50.774
58	Paul WILLIAMS	b	12:39:48.384	4:49.608
39	Martin MORRIS	b	12:39:53.067	4:53.356
19	Jean Pierre POLET	b	12:40:06.528	4:54.194
85	Olivier LUPBERGER	b	12:40:07.106	4:55.354
44	Liam CHAWKE	b	12:40:12.462	4:55.291
93	Paul CRANSTON	b	12:40:22.431	5:00.057
55	Donald MacFADYEN	b	12:40:23.149	4:58.618
69	Brad CLARKE	b	12:40:35.326	5:01.101
143	Stephen DEGNAN	b	12:41:10.612	5:09.732

5

No	Name	Gp	Time of Day	Lap Time
1	Glenn IRWIN	a	12:42:04.427	4:19.113
74	Davey TODD	a	12:42:04.766	4:19.228
6	Michael DUNLOP	a	12:42:11.313	4:22.500
60	Peter HICKMAN	a	12:42:17.908	4:22.526
4	Michael RUTTER	a	12:42:56.173	4:29.963
37	James HILLIER	a	12:42:56.426	4:29.930
38	Erno KOSTAMO	a	12:42:56.688	4:29.646
9	Craig NEVE	a	12:42:58.911	4:29.580
23	David JOHNSON	a	12:43:09.541	4:32.329
231	Marcus SIMPSON	a	12:43:15.564	4:36.541
96	Dom HERBERTSON	a	12:43:27.640	4:35.324
20	Michael EVANS	a	12:43:28.625	4:36.748
7	Sam WEST	a	12:43:29.088	4:37.495
111	Brian McCORMACK	a	12:43:29.286	4:37.220
48	Eddy FERRE	a	12:43:29.743	4:37.078
25	Amalric BLANC	b	12:43:34.255	4:38.167
36	Jonathan GOETSCHY	b	12:43:53.288	4:40.560
174	Laurent HOFFMANN	b	12:44:06.469	4:42.349
119	Kris DUNCAN	b	12:44:08.302	4:41.436
32	Luca GOTTARDI	b	12:44:09.233	4:43.481
45	James CHAWKE	b	12:44:11.421	4:44.162
43	Sam JOHNSON	b	12:44:18.663	4:43.533
88	Sean McTAGGART	b	12:44:39.084	4:50.941
58	Paul WILLIAMS	b	12:44:39.417	4:51.033
85	Olivier LUPBERGER	b	12:45:01.084	4:53.978
19	Jean Pierre POLET	b	12:45:06.947	5:00.419
44	Liam CHAWKE	b	12:45:10.016	4:57.554
55	Donald MacFADYEN	b	12:45:21.485	4:58.336
93	Paul CRANSTON	b	12:45:22.692	5:00.261
69	Brad CLARKE	b	12:45:39.113	5:03.787
143	Stephen DEGNAN	b	12:46:24.721	5:14.109

6

No	Name	Gp	Time of Day	Lap Time
1	Glenn IRWIN	a	12:46:23.066	4:18.639
74	Davey TODD	a	12:46:23.448	4:18.682
6	Michael DUNLOP	a	12:46:32.703	4:21.390
37	James HILLIER	a	12:47:24.932	4:28.506
4	Michael RUTTER	a	12:47:26.358	4:30.185
38	Erno KOSTAMO	a	12:47:26.617	4:29.929
9	Craig NEVE	a	12:47:28.381	4:29.470
23	David JOHNSON	a	12:47:41.795	4:32.254
96	Dom HERBERTSON	a	12:47:58.228	4:30.588
20	Michael EVANS	a	12:48:03.830	4:35.205
7	Sam WEST	a	12:48:04.794	4:35.706
111	Brian McCORMACK	a	12:48:05.079	4:35.793
48	Eddy FERRE	a	12:48:05.164	4:35.421
25	Amalric BLANC	b	12:48:12.102	4:37.847
36	Jonathan GOETSCHY	b	12:48:32.220	4:38.932
174	Laurent HOFFMANN	b	12:48:48.428	4:41.959
119	Kris DUNCAN	b	12:48:49.582	4:41.280
32	Luca GOTTARDI	b	12:48:52.782	4:43.549
45	James CHAWKE	b	12:48:56.611	4:45.190
43	Sam JOHNSON	b	12:49:06.707	4:48.044
88	Sean McTAGGART	b	12:49:30.693	4:51.609
58	Paul WILLIAMS	b	12:49:31.209	4:51.792
85	Olivier LUPBERGER	b	12:49:57.599	4:56.515
19	Jean Pierre POLET	b	12:49:59.783	4:52.836
44	Liam CHAWKE	b	12:50:09.171	4:59.155
55	Donald MacFADYEN	b	12:50:18.388	4:56.903
93	Paul CRANSTON	b	12:50:22.743	5:00.051

# BRIGGS EQUIPMENT NORTH WEST 200

## SUPERBIKE

### Race 2 - Anchor Bar Superbike

## SECTOR ANALYSIS

Perfect Lap (sum of best sectors) = 4:18.223



## IDEAL / BEST COMPARISON

SECTOR 1 FINISH - BALLYSALLY			SECTOR 2 BALLYSALLY - METROPOLE		SECTOR 3 METROPOLE - FINISH		IDEAL / BEST COMPARISON								
Pos	No	Name	Time	No	Name	Time	Pos	No	Name	Ideal Time	Best Time	Diff			
1	1	Glenn IRWIN	1:56.809	1	Glenn IRWIN	1:19.067	60	Peter HICKMAN	1:02.347	1	1	Glenn IRWIN	4:18.327	4:18.639	0.312
2	74	Davey TODD	1:56.847	74	Davey TODD	1:19.097	74	Davey TODD	1:02.397	2	74	Davey TODD	4:18.341	4:18.682	0.341
3	6	Michael DUNLOP	1:57.254	6	Michael DUNLOP	1:19.778	1	Glenn IRWIN	1:02.451	3	6	Michael DUNLOP	4:19.716	4:19.806	0.090
4	60	Peter HICKMAN	1:58.053	5	Dean HARRISON	1:19.898	6	Michael DUNLOP	1:02.684	4	60	Peter HICKMAN	4:20.766	4:21.089	0.323
5	37	James HILLIER	2:00.112	60	Peter HICKMAN	1:20.366	37	James HILLIER	1:03.832	5	37	James HILLIER	4:25.414	4:25.414	0.000
6	9	Craig NEVE	2:00.537	37	James HILLIER	1:21.470	2	John McGUINNESS	1:04.359	6	2	John McGUINNESS	4:27.207	4:27.306	0.099
7	38	Erno KOSTAMO	2:00.771	4	Michael RUTTER	1:21.754	38	Erno KOSTAMO	1:04.837	7	38	Erno KOSTAMO	4:27.883	4:28.166	0.283
8	2	John McGUINNESS	2:00.941	2	John McGUINNESS	1:21.907	23	David JOHNSON	1:04.859	8	4	Michael RUTTER	4:28.685	4:29.250	0.565
9	96	Dom HERBERTSON	2:01.276	9	Craig NEVE	1:22.137	9	Craig NEVE	1:05.127	9	9	Craig NEVE	4:27.801	4:29.428	1.627
10	4	Michael RUTTER	2:01.542	38	Erno KOSTAMO	1:22.275	231	Marcus SIMPSON	1:05.219	10	96	Dom HERBERTSON	4:29.752	4:30.588	0.836
11	231	Marcus SIMPSON	2:02.435	8	Ian HUTCHINSON	1:22.417	48	Eddy FERRE	1:05.260	11	231	Marcus SIMPSON	4:30.578	4:30.805	0.227
12	23	David JOHNSON	2:02.532	23	David JOHNSON	1:22.857	96	Dom HERBERTSON	1:05.263	12	23	David JOHNSON	4:30.248	4:31.060	0.812
13	7	Sam WEST	2:02.755	231	Marcus SIMPSON	1:22.924	111	Brian McCORMACK	1:05.277	13	111	Brian McCORMACK	4:32.814	4:32.814	0.000
14	20	Michael EVANS	2:03.262	96	Dom HERBERTSON	1:23.213	4	Michael RUTTER	1:05.389	14	48	Eddy FERRE	4:33.536	4:33.724	0.188
15	111	Brian McCORMACK	2:03.404	20	Michael EVANS	1:24.033	8	Ian HUTCHINSON	1:05.564	15	20	Michael EVANS	4:33.452	4:33.863	0.411
16	48	Eddy FERRE	2:03.840	111	Brian McCORMACK	1:24.133	25	Amalric BLANC	1:05.637	16	7	Sam WEST	4:33.547	4:34.084	0.537
17	8	Ian HUTCHINSON	2:03.865	7	Sam WEST	1:24.227	20	Michael EVANS	1:06.157	17	25	Amalric BLANC	4:35.783	4:36.379	0.596
18	25	Amalric BLANC	2:05.495	48	Eddy FERRE	1:24.436	36	Jonathan GOETSCHY	1:06.226	18	36	Jonathan GOETSCHY	4:38.360	4:38.932	0.572
19	36	Jonathan GOETSCHY	2:06.233	25	Amalric BLANC	1:24.651	7	Sam WEST	1:06.565	19	91	Julian TRUMMER	4:39.815	4:39.815	0.000
20	174	Laurent HOFFMANN	2:06.325	24	Conor CUMMINS	1:25.312	174	Laurent HOFFMANN	1:07.193	20	174	Laurent HOFFMANN	4:39.610	4:40.366	0.756
21	119	Kris DUNCAN	2:06.513	91	Julian TRUMMER	1:25.365	91	Julian TRUMMER	1:07.621	21	119	Kris DUNCAN	4:40.555	4:40.913	0.358
22	91	Julian TRUMMER	2:06.829	36	Jonathan GOETSCHY	1:25.901	45	James CHAWKE	1:07.808	22	32	Luca GOTTARDI	4:41.765	4:42.078	0.313
23	32	Luca GOTTARDI	2:07.432	119	Kris DUNCAN	1:25.952	43	Sam JOHNSON	1:07.831	23	8	Ian HUTCHINSON	4:31.846	4:42.307	10.461
24	43	Sam JOHNSON	2:07.512	174	Laurent HOFFMANN	1:26.092	32	Luca GOTTARDI	1:07.859	24	45	James CHAWKE	4:42.172	4:43.133	0.961
25	45	James CHAWKE	2:07.616	56	Ryan WHITEHALL	1:26.234	119	Kris DUNCAN	1:08.090	25	43	Sam JOHNSON	4:42.310	4:43.305	0.995
26	39	Martin MORRIS	2:08.123	39	Martin MORRIS	1:26.421	56	Ryan WHITEHALL	1:08.623	26	39	Martin MORRIS	4:43.403	4:43.403	0.000
27	56	Ryan WHITEHALL	2:09.992	32	Luca GOTTARDI	1:26.474	39	Martin MORRIS	1:08.859	27	58	Paul WILLIAMS	4:48.682	4:49.608	0.926
28	58	Paul WILLIAMS	2:10.236	45	James CHAWKE	1:26.748	88	Sean McTAGGART	1:09.192	28	88	Sean McTAGGART	4:48.143	4:49.862	1.719
29	88	Sean McTAGGART	2:10.752	43	Sam JOHNSON	1:26.967	58	Paul WILLIAMS	1:09.282	29	56	Ryan WHITEHALL	4:44.849	4:50.153	5.304
30	44	Liam CHAWKE	2:11.070	88	Sean McTAGGART	1:28.199	85	Olivier LUPBERGER	1:09.842	30	19	Jean Pierre POLET	4:52.461	4:52.836	0.375
31	19	Jean Pierre POLET	2:11.879	58	Paul WILLIAMS	1:29.164	19	Jean Pierre POLET	1:10.168	31	85	Olivier LUPBERGER	4:52.456	4:53.606	1.150
32	85	Olivier LUPBERGER	2:11.890	44	Liam CHAWKE	1:29.969	55	Donald MacFADYEN	1:10.468	32	44	Liam CHAWKE	4:51.614	4:54.196	2.582
33	69	Brad CLARKE	2:12.186	55	Donald MacFADYEN	1:30.222	44	Liam CHAWKE	1:10.575	33	69	Brad CLARKE	4:56.234	4:56.275	0.041
34	55	Donald MacFADYEN	2:13.703	19	Jean Pierre POLET	1:30.414	93	Paul CRANSTON	1:11.020	34	93	Paul CRANSTON	4:56.774	4:56.774	0.000
35	93	Paul CRANSTON	2:14.215	85	Olivier LUPBERGER	1:30.724	69	Brad CLARKE	1:11.381	35	55	Donald MacFADYEN	4:54.393	4:56.903	2.510
36	143	Stephen DEGNAN	2:19.397	93	Paul CRANSTON	1:31.539	143	Stephen DEGNAN	1:14.447	36	143	Stephen DEGNAN	5:08.332	5:09.004	0.672
				69	Brad CLARKE	1:32.667				37	24	Conor CUMMINS		14:05.813	
				66	Ryan GIBSON	1:33.727									
				143	Stephen DEGNAN	1:34.488									



## SUPERBIKE

### Race 2 - Anchor Bar Superbike

Saturday, 11 May 2024

# SPEED TRAP ON APPROACH TO UNIVERSITY

# NW200

Class No/Name **Fastest** Lap 1 Lap 2 Lap 3 Lap 4 Lap 5 Lap 6 Lap 7 Lap 8 Lap 9 Lap 10 Lap 11 Lap 12

## SBK

Class	No/Name	Fastest	Lap 1	Lap 2	Lap 3	Lap 4	Lap 5	Lap 6	Lap 7	Lap 8	Lap 9	Lap 10	Lap 11	Lap 12
SBK	1 Glenn IRWIN	204.7	204.7	196.3	204.0	195.7	199.8	199.8						
SBK	5 Dean HARRISON	203.4	203.4											
SBK	6 Michael DUNLOP	202.8	202.8	199.2	199.2	196.9	197.5	195.7						
SBK	7 Sam WEST	201.6	196.9	201.6	190.7	188.6	189.1	181.5						
SBK	8 Ian HUTCHINSON	201.0	199.2	201.0										
SBK	74 Davey TODD	200.4	200.4	198.6	200.4	197.5	197.5	195.7						
SBK	4 Michael RUTTER	200.4	200.4	198.0	196.3	193.5	195.2	192.9						
SBK	38 Erno KOSTAMO	200.4	200.4	196.9	197.5	195.7	192.9	192.9						
SBK	231 Marcus SIMPSON	199.2	199.2	192.9	190.7	187.6	187.6							
SBK	2 John McGUINNESS	199.2	199.2	192.4	192.9									
SBK	23 David JOHNSON	198.0	198.0	194.6	191.8	190.2	189.1	189.1						
SBK	9 Craig NEVE	197.5	191.3	197.5	187.0	191.8	192.4	194.6						
SBK	96 Dom HERBERTSON	196.9	195.2	196.9	194.0	182.5	176.3	195.2						
SBK	60 Peter HICKMAN	196.3	196.3	194.0	189.7	189.7	191.3							
SBK	37 James HILLIER	196.3	195.7	194.6	196.3	190.7	190.2	187.6						
SBK	24 Conor CUMMINS	193.5	193.5	192.4										
SBK	91 Julian TRUMMER	192.9	192.9	188.1										
SBK	20 Michael EVANS	192.4	185.0	192.4	189.7	188.6	180.5	187.6						
SBK	48 Eddy FERRE	191.3	191.3	188.6	189.1	184.0	185.5	186.5						
SBK	39 Martin MORRIS	190.7	179.5	190.7	190.2	174.0								
SBK	66 Ryan GIBSON	190.2	190.2											
SBK	111 Brian McCORMACK	189.7	182.0	189.7	188.6	184.5	179.5	183.5						
SBK	36 Jonathan GOETSCHY	189.1	187.0	188.6	189.1	184.5	185.5	187.0						
SBK	25 Amalric BLANC	187.6	187.0	187.6	185.0	183.5	183.0	185.5						
SBK	32 Luca GOTTARDI	186.5	181.0	186.5	180.0	181.5	180.0	179.1						
SBK	174 Laurent HOFFMANN	185.0	185.0	168.3	180.0	175.3	181.0	181.5						
SBK	43 Sam JOHNSON	185.0	185.0	181.0	179.5	180.5	179.1	181.0						
SBK	44 Liam CHAWKE	183.5	170.5	183.5	180.0	180.5	178.6	180.0						
SBK	119 Kris DUNCAN	183.5	180.0	167.9	179.5	174.4	177.2	183.5						
SBK	88 Sean McTAGGART	183.5	183.5	170.9	180.0	178.6	175.8	182.0						
SBK	58 Paul WILLIAMS	182.5	182.5	182.5	177.2	173.1	172.2	174.9						
SBK	56 Ryan WHITEHALL	182.0	182.0	180.0										
SBK	19 Jean Pierre POLET	182.0	169.6	182.0	174.4	175.3	170.9	171.3						
SBK	45 James CHAWKE	181.0	178.6	181.0	176.3	179.1	178.6	175.3						
SBK	55 Donald MacFADYEN	179.5	179.5	163.0	171.3	151.6	170.9	170.9						
SBK	85 Olivier LUPBERGER	177.2	177.2	165.8	176.3	173.1	171.8	172.2						
SBK	93 Paul CRANSTON	171.8	171.8	171.3	167.9	170.0	164.6	168.3						
SBK	69 Brad CLARKE	166.2	161.9	166.2	163.4	163.8	162.2							
SBK	143 Stephen DEGNAN	162.2	160.3	155.5	155.1	162.2	157.7							