



EQUIPMENT

NW200

Wednesday 8th – Saturday 11th May 2024

promoted by
Coleraine & District Motor Club

www.northwest200.org



SUPERSPORT



The Triangle Circuit 8.970 miles



MOST WINS at NORTH WEST 200 at the start of the meeting

Alastair Seeley	29	2008 - 23	(Supersport – 13, Superstock – 12, Superbike – 4)
Robert Dunlop	15	1986 - 06	(125 – 5, 250 – 4, 350 – 1, Superbike – 5)
Michael Rutter	14	1997 - 17	(Supertwin – 1, Supersport – 2, Prod'n/S'tock – 2, Superbike – 9)
Joey Dunlop	13	1979 - 88	(250 – 1, 500 – 1, Production 750 – 2, Superbike – 9)
Phillip McCallen	11	1991 - 97	(250 – 2, 400 – 1, Supersport – 4, Superbike – 4)
Bruce Anstey (NZ)	10	2002 - 14	(Supersport – 5, Production/Superstock – 4, Superbike – 1)
Tony Rutter	9	1973 - 82	(250 – 2, 350 – 5, 500 – 1, Superbike – 1)
Ian Lougher	8	1991 - 05	(125 – 5, 250 – 1, Supersport – 1, Superstock – 1)
Steve Plater	8	2006 - 09	(Supersport – 3, Superbike – 5)
Glenn Irwin	8	2017 - 23	(Superbike – 8)
Steven Cull	6	1980 - 88	(250 – 3, 350 – 1, Superbike – 2)
John McGuinness	6	2000 - 12	(250 – 1, 400 – 1, Supersport – 1, Superbike – 3)
Arthur Wheeler	5	1951 - 62	(250 – 5)
Tommy Robb	5	1959 - 65	(125 – 1, 250 – 4)
John Williams	5	1974 - 77	(350 – 1, 500 – 2, Superbike – 2)
Mick Grant	5	1975 - 82	(500 – 2, Superbike – 3)
Woolsey Coulter	5	1989 - 98	(250 – 5)
Ian Simpson	5	1995 - 98	(Supersport – 1, Production – 1, Superbike – 3)
Ryan Farquhar	5	2003 - 15	(Supertwin – 2, Supersport – 3)
Michael Dunlop	5	2008 - 16	(250 – 1, Supersport – 1, Superstock – 1, Superbike – 2)
Lee Johnston	5	2014 - 22	(Supertwin – 2, Supersport – 2, Superstock – 1)
Ernie Nott	4	1929 - 32	(500 – 4)
Jimmie Guthrie	4	1934 - 37	(500 – 4)
Bob McIntyre	4	1953 - 61	(350 – 2, 500 – 2)
Eddie Laycock	4	1986 - 90	(250 – 4)
David Jefferies	4	1999 - 02	(Supersport – 1, Superbike – 3)
William Dunlop	4	2009 - 14	(125 – 1, 250 – 1, Supersport – 1, Superbike – 1)
Richard Cooper	4	2022 - 23	(Supertwin – 4)

The Triangle Circuit 8.970 miles

LAP & RACE RECORDS & BEST SECTORS ANALYSIS (RACE & QUALIFYING) at the start of the meeting

SUPERTWIN	Name	Machine	Laps	m	s	mph	Session & Year
Lap Record	Richard Cooper	Kawasaki	4	47.065		112.490	Supertwin-2 2022
Best Qualifying Lap	Richard Cooper	Kawasaki	4	49.037		111.723	Tue Qualifying 2023
Best Sector 1	Richard Cooper	Kawasaki	2	08.368		114.042	Supertwin-2 2022
Best Sector 2	Richard Cooper	Kawasaki	1	29.495		123.976	Supertwin-2 2023
Best Sector 3	Lee Johnston	Aprilia	1	06.707		98.302	Supertwin-2 2022
Ideal Lap (sum of best sectors)			4	44.570		113.476	
Difference (Best Lap – Ideal Lap)					2.495		
Race Record	Richard Cooper	Kawasaki	4	19	08.608	112.017	Supertwin-2 2022

SUPERSPORT	Name	Machine	Laps	m	s	mph	Session & Year
Lap Record	Peter Hickman	Triumph	4	33.029		118.273	Supersport-2 2023
Best Qualifying Lap	Alastair Seeley	Yamaha	4	35.624		117.160	Thu Qualifying 2014
Best Sector 1	Richard Cooper	Yamaha	2	01.979		120.016	Supersport-1 2023
Best Sector 2	Richard Cooper	Yamaha	1	25.063		130.435	Supersport-2 2023
Best Sector 3	Peter Hickman	Triumph	1	03.777		102.818	Supersport-2 2023
Ideal Lap (sum of best sectors)			4	30.819		119.238	
Difference (Best Lap – Ideal Lap)					2.210		
Race Record	Lee Johnston	Yamaha	6	27	31.644	117.003	Supersport-2 2022

SUPERSTOCK	Name	Machine	Laps	m	s	mph	Session & Year
Lap Record	Alastair Seeley	BMW	4	19.407		124.484	Superstock-2 2023
Best Qualifying Lap	Alastair Seeley	BMW	4	21.769		123.361	Tue Qualifying 2023
Best Sector 1	Alastair Seeley	BMW	1	55.789		126.432	Superstock-1 2023
Best Sector 2	Alastair Seeley	BMW	1	19.530		139.510	Superstock-2 2023
Best Sector 3	Peter Hickman	BMW	1	02.373		105.132	Superstock-1 2019
Ideal Lap (sum of best sectors)			4	17.692		125.312	
Difference (Best Lap – Ideal Lap)					1.715		
Race Record	Alastair Seeley	BMW	5	21	39.554	123.855	Superstock-1 2023

SUPERBIKE	Name	Machine	Laps	m	s	mph	Session & Year
Lap Record	Peter Hickman	BMW	4	18.753		124.799	Superbike-1 2022
Best Qualifying Lap	Glenn Irwin	Honda	4	20.205		124.102	Thu Qualifying 2022
Best Sector 1	Peter Hickman	BMW	1	55.572		126.669	Superbike-1 2022
Best Sector 2	Alastair Seeley	BMW	1	18.990		140.463	Superbike-2 2023
Best Sector 3	Glenn Irwin	Honda	1	01.941		105.865	Superbike-2 2022
Ideal Lap (sum of best sectors)			4	16.503		125.893	
Difference (Best Lap – Ideal Lap)					2.250		
Race Record	Glenn Irwin	Honda	6	25	59.274	123.935	Superbike-1 2022

Sector	Description	Distance
Sector 1	Finish to Ballysally Roundabout	4.0665 miles
Sector 2	Ballysally Roundabout to Metropole	3.0820 miles
Sector 3	Metropole to Finish	1.8215 miles

FASTEST SPEED TRAP SPEEDS

Class	Name	Machine	mph	Session & Year
Superbike	Josh Brookes	BMW	212.4	2023 Thu Qualifying
Superbike	Bruce Anstey	Honda	209.8	2016 Superbike-1
Superbike	Alastair Seeley	BMW	209.1	2023 Thu Qualifying
Superbike	Martin Jessopp	Ducati	208	2012 Tue Qualifying
Superbike	Ian Hutchinson	BMW	207.8	2022 Superbike-2
Superbike	Peter Hickman	BMW	207.8	2023 Thu Qualifying
Superstock	Michael Dunlop	Honda	206.5	2023 Superstock-1
Supersport	Richard Cooper	Yamaha	187.0	2023 Supersport-1
Supertwin	Richard Cooper	Kawasaki	170.5	2023 Tue Qualifying

BRIGGS EQUIPMENT NORTH WEST 200

SUPERSPORT

Q2: First Qualifying

Wednesday, 08 May 2024



NW200

Qualifying Time

5:27.950

Qualifying Speed

98.466


Pos	Class	No	Name	Machine / Sponsor	Best Lap			Total Laps	Qualifying Laps	
					Time	Behind	Speed			
Qualifying Classification										
1	SSP	47	Richard COOPER	Yamaha - BPE by Russell Racing	4:34.202		117.767	5	8	7
2	SSP	1	Davey TODD	Ducati - Powertoolmate Ducati	4:35.017	0.815	117.418	5	8	7
3	SSP	6	Michael DUNLOP	Triumph - MD Racing	4:39.612	5.410	115.489	4	5	3
4	SSP	16	Mike BROWNE	Yamaha - BPE by Russell Racing	4:40.336	6.134	115.190	3	7	6
5	SSP	666	Peter HICKMAN	Triumph - Trooper Triumph by PHR	4:41.033	6.831	114.905	6	6	5
6	SSP	22	Paul JORDAN	Honda - Jackson Racing by Prosper2	4:42.347	8.145	114.370	6	8	7
7	SSP	156	Adam McLEAN	Kawasaki - JMcC Roofing Racing	4:43.241	9.039	114.009	4	6	6
8	SSP	23	Michael EVANS	Triumph - Smith Racing	4:45.157	10.955	113.243	4	7	5
9	SSP	24	Conor CUMMINS	Honda - Milenco by Padgett's Motorcycles	4:46.427	12.225	112.741	3	4	2
10	SSP	65	Michael SWEENEY	Yamaha - EM Building	4:46.987	12.785	112.521	5	6	6
11	SSP	4	Ian HUTCHINSON	Honda - Milenco by Padgett's Motorcycles	4:47.213	13.011	112.432	5	7	7
12	SSP	9	Craig NEVE	Triumph - Bathams Racing	4:47.316	13.114	112.392	4	6	4
13	SSP	96	Dom HERBERTSON	Yamaha - Burrows by RK Racing	4:47.844	13.642	112.186	7	7	5
14	SSP	99	Jeremy McWILLIAMS	Yamaha - JMcC Roofing	4:48.048	13.846	112.106	3	6	4
15	SSP	8	Christian ELKIN	Yamaha - DynoCentre NI	4:48.850	14.648	111.795	4	6	4
16	SSP	17	Gary McCOY	Suzuki - MadBros Racing	4:50.178	15.976	111.283	2	5	5
17	SSP	111	Brian McCORMACK	Triumph - Global Robots by PHR	4:51.711	17.509	110.699	2	4	4
18	SSP	89	Mark CONLIN	Ducati - NRG-moto.com	4:53.733	19.531	109.937	5	6	4
19	SSP	36	Jonathan GOETSCHY	Yamaha - Optimark Road Racing	4:57.174	22.972	108.664	7	8	7
20	SSP	76	Jacque FOLEY	Yamaha - JF76 TPS Racing	4:58.005	23.803	108.361	7	7	5
21	SSP	30	Julian TRUMMER	Honda - Jackson Racing by Prosper2	4:58.730	24.528	108.098	4	4	2
22	SSP	231	Marcus SIMPSON	Triumph - JPS Racing	4:59.706	25.504	107.746	2	6	4
23	SSP	81	Eoin SIOCHRU	Triumph - Roadhouse Macau Racing	5:00.096	25.894	107.606	5	7	6
24	SSP	39	Allann VENTER	Honda - TH Racing	5:00.178	25.976	107.576	6	6	3
25	SSP	384	Mauro PONCINI	Yamaha - Delmo Racing	5:00.356	26.154	107.512	7	7	5
26	SSP	57	Toby SHANN	Triumph - Shann Racing	5:00.414	26.212	107.492	5	7	6
27	SSP	38	Paul WILLIAMS	Triumph - Golden Site Solutions	5:00.851	26.649	107.336	8	8	6
28	SSP	97	Josh CORNER	Yamaha - Parker Transport	5:01.492	27.290	107.107	6	7	5
29	SSP	80	Barry FURBER	Kawasaki - Clem Davies Racing	5:02.451	28.249	106.768	4	5	3
30	SSP	56	Ryan WHITEHALL	Yamaha - WR Racing	5:02.552	28.350	106.732	5	6	4
31	SSP	41	Aaron SPENCE	Yamaha - WG Racing	5:03.034	28.832	106.562	5	7	6
32	SSP	109	Neil KERNOHAN	Yamaha - Kernohan Racing	5:04.200	29.998	106.154	4	5	4
33	SSP	53	Wayne BOURGEOIS	Yamaha - Basomba Racing	5:06.939	32.737	105.207	7	8	6
34	SSP	35	Daniel INGHAM	Yamaha - Castings Technology	5:07.153	32.951	105.133	7	7	5
35	SSP	7	Julien CREGNIOT	Kawasaki - Cregniot Road Racing	5:07.543	33.341	105.000	5	6	5
36	SSP	222	Michael GAHAN	Yamaha - Newline Elite Racing	5:07.575	33.373	104.989	6	6	4
37	SSP	69	Yann GALLI	Honda - Road's Warrior	5:08.752	34.550	104.589	5	6	5
38	SSP	86	Gerald DATH	Honda	5:09.716	35.514	104.263	5	6	4
39	SSP	144	Lancelot UNNISART	Honda - Village Motos Nantes	5:09.809	35.607	104.232	5	8	7
40	SSP	145	Daniel FORBES	Suzuki - FB Racing	5:11.685	37.483	103.605	7	7	4
41	SSP	90	Craig KENNELLY	Ducati - Residio Racing	5:12.264	38.062	103.412	6	7	6
42	SSP	66	Adrian HARRISON	Yamaha - Brooke Built Racing	5:12.550	38.348	103.318	6	7	5
43	SSP	91	Graham McALEESE	Yamaha - MPR	5:12.915	38.713	103.197	5	7	5
44	SSP	26	Dennis BOOTH	Yamaha	5:14.861	40.659	102.560	5	6	5
45	SSP	59	Darragh TRAPPE	Kawasaki - STS Racing by MSS	5:15.273	41.071	102.426	5	6	5
46	SSP	88	Sean McTAGGART	Yamaha - SDM Racing	5:15.748	41.546	102.271	4	6	4
47	SSP	51	Rad HUGHES	Kawasaki - RAF Motorsports	5:17.324	43.122	101.763	7	8	7

Non Qualifiers

SSP	78	Emmet O'GRADY	Honda - AKR Thomas Bourne Racing	4:59.090	24.888	107.968	2	4	1
SSP	83	Gareth ARNOLD	Kawasaki - Cowton Racing	5:21.668	47.466	100.389	3	3	1
SSP	143	Stephen DEGNAN	Kawasaki	5:26.619	52.417	98.867	4	7	1
SSP	68	Leon DONAGHY	Triumph - R Lancaster & Son Wrea Green	5:32.067	57.865	97.245	2	4	0
SSP	54	Andy SELLARS	Yamaha - ASM Road Racing	5:33.104	58.902	96.943	3	6	0
SSP	12	Kevin KEYES	Yamaha - Daracore Racing	6:31.144	1:56.942	82.558	2	2	0
SSP	46	Mark JOHNSON	Yamaha - MJ Racing	10:00.083	5:25.881	53.813	1	2	0
SSP	21	Phil STEWART	Yamaha - Phil Stewart Racing	10:10.788	5:36.586	52.869	1	1	0

Provisional result to be confirmed by the Stewards of the Meeting subject to completion of technical inspections & the time limit for protests

Page 1 / 1

Circuit	The Triangle	Signed	Organising Club	Coleraine & D MC
Length(miles)	8.9700 Lap 1 (8.8300)		Qualifying Started	12:21
Weather	Bright	Chief Timekeeper		
Track	Dry, 28°C	Issued At: 13:14		



SUPERSPORT

Q2: First Qualifying

Wednesday, 08 May 2024

DETAILED SECTOR ANALYSIS

Qualifying Classification

Position

1 **47 Richard COOPER**

SSP Behind **0.815**
Best Time **4:34.202** Best Speed **117.767** On **5** Gp

Lap	Lap Time	Lap Speed	Sector 1	Sector 2	Sector 3	Speed Trap
1	4:52.798	108.566		1:27.843	1:08.349	178.6
2	4:39.443	115.558	2:06.352	1:26.231	1:06.860	176.3
3	4:35.211	117.335	2:03.297	1:25.856	1:06.058	177.7
4	4:35.913	117.037	2:03.449	1:25.907	1:06.557	175.3
5	4:34.202	117.767	2:03.135	1:25.723	1:05.344	177.7
6	4:56.619	108.867	2:10.330	1:31.714		170.9
7	11:20.279	47.469		1:27.740	1:10.002	177.2
8	4:34.718	117.546	2:02.138	1:25.918	1:06.662	179.5
<i>Ideal</i>	<i>4:33.205</i>	<i>118.197</i>	<i>2:02.138</i>	<i>1:25.723</i>	<i>1:05.344</i>	<i>179.5</i>

2 **1 Davey TODD**

SSP Behind **0.815**
Best Time **4:35.017** Best Speed **117.418** On **5** Gp

Lap	Lap Time	Lap Speed	Sector 1	Sector 2	Sector 3	Speed Trap
1	4:49.159	109.933		1:28.265	1:07.791	171.8
2	4:39.587	115.499	2:05.772	1:27.695	1:06.120	174.4
3	4:36.163	116.931	2:04.447	1:26.234	1:05.482	172.6
4	4:35.998	117.001	2:03.789	1:26.352	1:05.857	171.8
5	4:35.017	117.418	2:03.212	1:26.366	1:05.439	172.2
6	4:59.198	107.929	2:12.539	1:31.729		173.1
7	11:18.652	47.583		1:27.753	1:07.532	174.4
8	4:52.001	110.589	2:02.358	1:26.136		176.7
<i>Ideal</i>	<i>4:33.933</i>	<i>117.883</i>	<i>2:02.358</i>	<i>1:26.136</i>	<i>1:05.439</i>	<i>176.7</i>

3 **6 Michael DUNLOP**

SSP Behind **5.410**
Best Time **4:39.612** Best Speed **115.489** On **4** Gp

Lap	Lap Time	Lap Speed	Sector 1	Sector 2	Sector 3	Speed Trap
1	9:25.800	56.182		1:28.743	1:10.202	168.3
2	4:50.268	111.249	2:10.475	1:27.420		172.6
3	13:58.050	38.532		1:30.502	1:09.854	168.7
4	4:39.612	115.489	2:06.318	1:26.894	1:06.400	170.0
5	4:39.922	115.361	2:05.402	1:27.098	1:07.422	171.3
<i>Ideal</i>	<i>4:38.696</i>	<i>115.868</i>	<i>2:05.402</i>	<i>1:26.894</i>	<i>1:06.400</i>	<i>172.6</i>

Qualifying Classification

Position

4 **16 Mike BROWNE**

SSP Behind **6.134**
Best Time **4:40.336** Best Speed **115.190** On **3** Gp

Lap	Lap Time	Lap Speed	Sector 1	Sector 2	Sector 3	Speed Trap
1	4:55.767	107.476		1:29.530	1:08.897	172.2
2	4:43.577	113.874	2:06.498	1:29.171	1:07.908	171.8
3	4:40.336	115.190	2:05.542	1:27.339	1:07.455	176.3
4	4:41.067	114.891	2:06.365	1:27.529		176.7
5	12:46.292	42.141		1:28.411	1:07.466	174.4
6	4:42.244	114.412	2:06.609	1:28.055	1:07.580	177.2
7	4:41.592	114.677	2:06.291	1:27.856	1:07.445	177.7
<i>Ideal</i>	<i>4:40.326</i>	<i>115.194</i>	<i>2:05.542</i>	<i>1:27.339</i>	<i>1:07.445</i>	<i>177.7</i>

5 **666 Peter HICKMAN**

SSP Behind **6.831**
Best Time **4:41.033** Best Speed **114.905** On **6** Gp

Lap	Lap Time	Lap Speed	Sector 1	Sector 2	Sector 3	Speed Trap
1	4:54.642	107.887		1:30.464	1:08.211	167.9
2	4:46.806	112.592	2:09.011	1:29.573	1:08.222	170.5
3	4:43.179	114.034	2:08.145	1:28.032	1:07.002	170.5
4	4:49.044	111.720	2:07.115	1:29.280		167.5
5	20:45.029	25.937		1:28.737	1:06.671	167.1
6	4:41.033	114.905	2:06.715	1:28.150	1:06.168	167.9
<i>Ideal</i>	<i>4:40.915</i>	<i>114.953</i>	<i>2:06.715</i>	<i>1:28.032</i>	<i>1:06.168</i>	<i>170.5</i>

6 **22 Paul JORDAN**

SSP Behind **8.145**
Best Time **4:42.347** Best Speed **114.370** On **6** Gp

Lap	Lap Time	Lap Speed	Sector 1	Sector 2	Sector 3	Speed Trap
1	4:56.052	107.373		1:29.738	1:08.803	174.4
2	4:44.626	113.454	2:07.747	1:28.367	1:08.512	172.6
3	4:44.286	113.590	2:07.790	1:28.485	1:08.011	171.3
4	4:45.564	113.081	2:07.339	1:28.923	1:09.302	165.4
5	4:42.938	114.131	2:07.388	1:28.593	1:06.957	168.3
6	4:42.347	114.370	2:06.287	1:27.909	1:08.151	170.0
7	4:57.503	108.543	2:07.059	1:31.234		168.7
8	12:16.257	43.860		1:32.403	1:10.815	167.5
<i>Ideal</i>	<i>4:41.153</i>	<i>114.856</i>	<i>2:06.287</i>	<i>1:27.909</i>	<i>1:06.957</i>	<i>174.4</i>

SUPERSPORT

Q2: First Qualifying

Wednesday, 08 May 2024

DETAILED SECTOR ANALYSIS

Qualifying Classification

Position

7 156 Adam McLEAN

SSP Behind 9.039

Best Time 4:43.241 Best Speed 114.009 On 4 Gp

Lap	Lap Time	Lap Speed	Sector 1	Sector 2	Sector 3	Speed Trap
1	4:54.090	108.089	1:29.596	1:08.328	168.7	
2	4:45.686	113.033	2:08.636	1:29.143	1:07.907	168.3
3	4:44.681	113.432	2:07.861	1:28.358	1:08.462	171.3
4	4:43.241	114.009	2:07.469	1:27.863	1:07.909	169.2
5	4:43.253	114.004	2:06.961	1:28.329	1:07.963	171.8
6	4:43.887	113.749	2:07.105	1:28.152	1:08.630	173.5
<i>Ideal</i>	<i>4:42.731</i>	<i>114.215</i>	<i>2:06.961</i>	<i>1:27.863</i>	<i>1:07.907</i>	<i>173.5</i>

8 23 Michael EVANS

SSP Behind 10.955

Best Time 4:45.157 Best Speed 113.243 On 4 Gp

Lap	Lap Time	Lap Speed	Sector 1	Sector 2	Sector 3	Speed Trap
1	6:58.954	75.875	1:30.985	1:09.152	169.2	
2	5:22.981	99.981	2:46.408	1:28.842	1:07.731	169.2
3	4:55.450	109.298	2:10.038	1:36.244	1:09.168	169.2
4	4:45.157	113.243	2:08.554	1:29.170	1:07.433	168.3
5	4:56.123	109.049	2:11.727	1:32.416		163.4
6	12:28.087	43.166	1:34.399	1:08.037	169.2	
7	4:45.424	113.137	2:09.212	1:28.558	1:07.654	168.7
<i>Ideal</i>	<i>4:44.545</i>	<i>113.486</i>	<i>2:08.554</i>	<i>1:28.558</i>	<i>1:07.433</i>	<i>169.2</i>

9 24 Conor CUMMINS

SSP Behind 12.225

Best Time 4:46.427 Best Speed 112.741 On 3 Gp

Lap	Lap Time	Lap Speed	Sector 1	Sector 2	Sector 3	Speed Trap
1	12:14.988	43.250	1:31.064			167.1
2	21:44.006	24.764	1:30.085	1:09.892	170.9	
3	4:46.427	112.741	2:08.872	1:29.812	1:07.743	170.5
4	4:47.621	112.273	2:08.981	1:30.782	1:07.858	169.2
<i>Ideal</i>	<i>4:46.427</i>	<i>112.741</i>	<i>2:08.872</i>	<i>1:29.812</i>	<i>1:07.743</i>	<i>170.9</i>

Qualifying Classification

Position

10 65 Michael SWEENEY

SSP Behind 12.785

Best Time 4:46.987 Best Speed 112.521 On 5 Gp

Lap	Lap Time	Lap Speed	Sector 1	Sector 2	Sector 3	Speed Trap
1	5:06.974	103.553		1:30.627	1:09.325	161.1
2	4:51.735	110.689	2:12.300	1:30.676	1:08.759	162.6
3	4:48.386	111.975	2:10.205	1:29.638	1:08.543	163.8
4	4:49.655	111.484	2:10.751	1:29.577	1:09.327	165.0
5	4:46.987	112.521	2:09.613	1:29.232	1:08.142	166.2
6	5:08.730	104.596	2:09.443	1:30.463		165.0
<i>Ideal</i>	<i>4:46.817</i>	<i>112.587</i>	<i>2:09.443</i>	<i>1:29.232</i>	<i>1:08.142</i>	<i>166.2</i>

11 4 Ian HUTCHINSON

SSP Behind 13.011

Best Time 4:47.213 Best Speed 112.432 On 5 Gp

Lap	Lap Time	Lap Speed	Sector 1	Sector 2	Sector 3	Speed Trap
1	5:18.928	99.671		1:31.278	1:09.998	165.4
2	4:49.954	111.369	2:10.973	1:30.313	1:08.668	166.7
3	4:49.170	111.671	2:10.101	1:29.768	1:09.301	165.8
4	4:48.545	111.913	2:09.819	1:29.575	1:09.151	167.9
5	4:47.213	112.432	2:09.832	1:29.423	1:07.958	165.0
6	4:47.723	112.233	2:10.371	1:29.535	1:07.817	163.0
7	5:06.369	105.402	2:14.512	1:32.717		165.4
<i>Ideal</i>	<i>4:47.059</i>	<i>112.493</i>	<i>2:09.819</i>	<i>1:29.423</i>	<i>1:07.817</i>	<i>167.9</i>

12 9 Craig NEVE

SSP Behind 13.114

Best Time 4:47.316 Best Speed 112.392 On 4 Gp

Lap	Lap Time	Lap Speed	Sector 1	Sector 2	Sector 3	Speed Trap
1	7:47.767	67.957		1:30.663	1:10.448	166.2
2	5:24.709	99.449	2:43.986	1:31.695	1:09.028	166.7
3	4:50.600	111.122	2:12.401	1:30.061	1:08.138	165.8
4	4:47.316	112.392	2:09.735	1:29.376	1:08.205	167.1
5	4:52.021	110.581	2:11.091	1:29.474		165.8
6	13:09.988	40.877		1:30.103	1:11.017	165.4
<i>Ideal</i>	<i>4:47.249</i>	<i>112.418</i>	<i>2:09.735</i>	<i>1:29.376</i>	<i>1:08.138</i>	<i>167.1</i>

SUPERSPORT

Q2: First Qualifying

Wednesday, 08 May 2024

DETAILED SECTOR ANALYSIS

Qualifying Classification

Position

13 96 Dom HERBERTSON

SSP Behind 13.642

Best Time 4:47.844 Best Speed 112.186 On 7 Gp

Lap	Lap Time	Lap Speed	Sector 1	Sector 2	Sector 3	Speed Trap
1	5:50.820	90.611		1:35.793	1:09.958	141.7
2	4:56.415	108.942	2:13.248	1:33.333	1:09.834	161.9
3	4:51.903	110.626	2:11.995	1:30.463	1:09.445	162.6
4	4:50.470	111.172	2:10.248	1:31.820	1:08.402	163.8
5	5:13.092	103.139	2:11.857	1:33.883		163.4
6	9:42.163	55.469		1:30.456	1:08.467	165.4
7	4:47.844	112.186	2:09.209	1:30.595	1:08.040	165.0
<i>Ideal</i>	<i>4:47.705</i>	<i>112.240</i>	<i>2:09.209</i>	<i>1:30.456</i>	<i>1:08.040</i>	<i>165.4</i>

14 99 Jeremy McWILLIAMS

SSP Behind 13.846

Best Time 4:48.048 Best Speed 112.106 On 3 Gp

Lap	Lap Time	Lap Speed	Sector 1	Sector 2	Sector 3	Speed Trap
1	5:06.755	103.627		1:30.719	1:09.478	165.8
2	4:57.616	108.502	2:11.039	1:37.213	1:09.364	163.4
3	4:48.048	112.106	2:10.097	1:30.053	1:07.898	166.7
4	4:57.324	108.609	2:14.639	1:32.619		161.9
5	12:05.436	44.514		1:29.202		167.9
6	8:44.809	61.531		1:34.444	1:09.575	163.4
<i>Ideal</i>	<i>4:47.197</i>	<i>112.439</i>	<i>2:10.097</i>	<i>1:29.202</i>	<i>1:07.898</i>	<i>167.9</i>

15 8 Christian ELKIN

SSP Behind 14.648

Best Time 4:48.850 Best Speed 111.795 On 4 Gp

Lap	Lap Time	Lap Speed	Sector 1	Sector 2	Sector 3	Speed Trap
1	8:53.182	59.619		1:33.573	1:12.458	167.1
2	4:53.495	110.026	2:11.800	1:31.556	1:10.139	168.7
3	4:54.740	109.561	2:12.346	1:31.874	1:10.520	167.1
4	4:48.850	111.795	2:08.523	1:31.254	1:09.073	170.5
5	5:10.625	103.958	2:14.825	1:34.357		167.1
6	12:24.009	43.403		1:31.019	1:10.906	163.4
<i>Ideal</i>	<i>4:48.615</i>	<i>111.886</i>	<i>2:08.523</i>	<i>1:31.019</i>	<i>1:09.073</i>	<i>170.5</i>

Qualifying Classification

Position

16 17 Gary McCOY

SSP Behind 15.976

Best Time 4:50.178 Best Speed 111.283 On 2 Gp

Lap	Lap Time	Lap Speed	Sector 1	Sector 2	Sector 3	Speed Trap
1	5:00.651	105.731		1:30.800	1:10.455	169.2
2	4:50.178	111.283	2:10.678	1:30.018	1:09.482	169.2
3	4:51.900	110.627	2:10.814	1:31.224	1:09.862	165.4
4	4:53.645	109.970	2:12.665	1:30.879	1:10.101	160.3
5	5:20.508	100.753	2:09.558	1:30.596		167.5
<i>Ideal</i>	<i>4:49.058</i>	<i>111.715</i>	<i>2:09.558</i>	<i>1:30.018</i>	<i>1:09.482</i>	<i>169.2</i>

17 111 Brian McCORMACK

SSP Behind 17.509

Best Time 4:51.711 Best Speed 110.699 On 2 Gp

Lap	Lap Time	Lap Speed	Sector 1	Sector 2	Sector 3	Speed Trap
1	5:07.384	103.415		1:32.125	1:09.039	166.2
2	4:51.711	110.699	2:12.271	1:31.063	1:08.377	158.1
3	4:51.723	110.694	2:11.084	1:31.948	1:08.691	163.0
4	5:04.795	105.947	2:15.435	1:35.542		156.9
<i>Ideal</i>	<i>4:50.524</i>	<i>111.151</i>	<i>2:11.084</i>	<i>1:31.063</i>	<i>1:08.377</i>	<i>166.2</i>

18 89 Mark CONLIN

SSP Behind 19.531

Best Time 4:53.733 Best Speed 109.937 On 5 Gp

Lap	Lap Time	Lap Speed	Sector 1	Sector 2	Sector 3	Speed Trap
1	5:47.587	91.453		1:34.150	1:15.053	169.2
2	5:01.304	107.174	2:16.309	1:33.239	1:11.756	165.4
3	15:55.914	33.781	13:01.820	1:36.333	1:17.761	169.6
4	4:57.353	108.598	2:14.538	1:30.959	1:11.856	171.3
5	4:53.733	109.937	2:12.937	1:30.142	1:10.654	171.8
6	4:54.794	109.541	2:12.963	1:31.120	1:10.711	170.9
<i>Ideal</i>	<i>4:53.733</i>	<i>109.937</i>	<i>2:12.937</i>	<i>1:30.142</i>	<i>1:10.654</i>	<i>171.8</i>

SUPERSPORT

Q2: First Qualifying

Wednesday, 08 May 2024

DETAILED SECTOR ANALYSIS

Qualifying Classification

Position

19 36 Jonathan GOETSCHY

SSP Behind 22.972

Best Time 4:57.174 Best Speed 108.664 On 7 Gp

Lap	Lap Time	Lap Speed	Sector 1	Sector 2	Sector 3	Speed Trap
1	7:31.147	70.460		1:37.296	1:13.541	163.8
2	5:09.228	104.428	2:16.892	1:36.236	1:16.100	166.2
3	5:06.304	105.425	2:17.610	1:35.942	1:12.752	163.4
4	5:01.784	107.004	2:14.522	1:34.791	1:12.471	163.4
5	5:01.263	107.189	2:14.482	1:34.959	1:11.822	165.0
6	4:59.975	107.649	2:14.727	1:33.992	1:11.256	164.2
7	4:57.174	108.664	2:11.527	1:33.894	1:11.753	169.6
8	5:21.247	100.521	2:15.207	1:43.380		163.4
<i>Ideal</i>	4:56.677	108.846	2:11.527	1:33.894	1:11.256	169.6

20 76 Jacque FOLEY

SSP Behind 23.803

Best Time 4:58.005 Best Speed 108.361 On 7 Gp

Lap	Lap Time	Lap Speed	Sector 1	Sector 2	Sector 3	Speed Trap
1	5:33.030	95.451		1:35.601	1:13.455	164.2
2	5:05.426	105.728	2:17.876	1:35.413	1:12.137	158.4
3	5:02.245	106.840	2:16.869	1:34.127	1:11.249	159.2
4	5:01.250	107.193	2:15.699	1:34.436	1:11.115	156.9
5	5:12.515	103.329	2:16.308	1:34.821		158.1
6	13:19.493	40.391		1:35.748	1:11.740	163.4
7	4:58.005	108.361	2:13.831	1:33.948	1:10.226	163.0
<i>Ideal</i>	4:58.005	108.361	2:13.831	1:33.948	1:10.226	164.2

21 30 Julian TRUMMER

SSP Behind 24.528

Best Time 4:58.730 Best Speed 108.098 On 4 Gp

Lap	Lap Time	Lap Speed	Sector 1	Sector 2	Sector 3	Speed Trap
1	7:32.213	70.294		1:34.993	1:12.853	154.1
2	5:08.468	104.685	2:16.570	1:34.943		157.7
3	22:21.706	24.068		1:33.717	1:12.588	157.7
4	4:58.730	108.098	2:14.678	1:33.407	1:10.645	158.1
<i>Ideal</i>	4:58.730	108.098	2:14.678	1:33.407	1:10.645	158.1

Qualifying Classification

Position

22 231 Marcus SIMPSON

SSP Behind 25.504

Best Time 4:59.706 Best Speed 107.746 On 2 Gp

Lap	Lap Time	Lap Speed	Sector 1	Sector 2	Sector 3	Speed Trap
1	8:26.707	62.734		1:35.244	1:12.868	157.3
2	4:59.706	107.746	2:15.387	1:33.516	1:10.803	161.1
3	5:00.662	107.403	2:16.347	1:33.878	1:10.437	162.2
4	5:18.624	101.348	2:15.705	1:32.471		160.7
5	10:18.351	52.223		1:32.893	1:10.194	163.0
6	5:02.447	106.769	2:12.857	1:32.469		162.2
<i>Ideal</i>	4:55.520	109.272	2:12.857	1:32.469	1:10.194	163.0

23 81 Eoin SIOCHRU

SSP Behind 25.894

Best Time 5:00.096 Best Speed 107.606 On 5 Gp

Lap	Lap Time	Lap Speed	Sector 1	Sector 2	Sector 3	Speed Trap
1	11:46.667	44.983		1:36.419	1:15.123	165.0
2	5:08.088	104.814	2:19.280	1:35.899	1:12.909	166.2
3	5:03.512	106.394	2:16.525	1:33.606	1:13.381	164.6
4	5:00.228	107.558	2:15.170	1:32.951	1:12.107	169.2
5	5:00.096	107.606	2:15.314	1:32.952	1:11.830	164.2
6	5:00.450	107.479	2:15.581	1:33.439	1:11.430	166.2
7	5:02.855	106.625	2:16.694	1:34.008	1:12.153	164.6
<i>Ideal</i>	4:59.551	107.801	2:15.170	1:32.951	1:11.430	169.2

24 39 Allann VENTER

SSP Behind 25.976

Best Time 5:00.178 Best Speed 107.576 On 6 Gp

Lap	Lap Time	Lap Speed	Sector 1	Sector 2	Sector 3	Speed Trap
1	6:01.229	88.000		1:39.141		150.0
2	7:03.589	76.234		1:46.067		142.7
3	11:53.059	45.287		1:38.484	1:15.719	158.1
4	5:09.288	104.408	2:18.527	1:36.851	1:13.910	161.5
5	5:03.710	106.325	2:16.347	1:34.976	1:12.387	162.2
6	5:00.178	107.576	2:14.658	1:33.656	1:11.864	160.7
<i>Ideal</i>	5:00.178	107.576	2:14.658	1:33.656	1:11.864	162.2

SUPERSPORT

Q2: First Qualifying

Wednesday, 08 May 2024

DETAILED SECTOR ANALYSIS

Qualifying Classification

Position

25 384 Mauro PONCINI

SSP Behind 26.154

Best Time 5:00.356 Best Speed 107.512 On 7 Gp

Lap	Lap Time	Lap Speed	Sector 1	Sector 2	Sector 3	Speed Trap
1	5:50.686	90.645		1:37.504	1:13.870	158.1
2	5:05.244	105.791	2:16.647	1:36.479	1:12.118	164.2
3	5:05.237	105.793	2:17.588	1:35.415	1:12.234	155.9
4	5:20.303	100.817	2:25.454	1:37.307		153.4
5	11:25.603	47.100		1:35.396	1:13.146	163.4
6	5:00.566	107.437	2:14.838	1:34.855	1:10.873	163.4
7	5:00.356	107.512	2:14.939	1:34.062	1:11.355	164.6
<i>Ideal</i>	<i>4:59.773</i>	<i>107.722</i>	<i>2:14.838</i>	<i>1:34.062</i>	<i>1:10.873</i>	<i>164.6</i>

Qualifying Classification

Position

28 97 Josh CORNER

SSP Behind 27.290

Best Time 5:01.492 Best Speed 107.107 On 6 Gp

Lap	Lap Time	Lap Speed	Sector 1	Sector 2	Sector 3	Speed Trap
1	6:01.964	87.821		1:40.095	1:16.441	145.1
2	5:19.185	101.170	2:21.379	1:39.460	1:18.346	147.0
3	5:06.618	105.317	2:17.620	1:35.256	1:13.742	163.4
4	5:16.242	102.112	2:21.510	1:37.221		162.6
5	10:51.129	49.594		1:35.121	1:13.395	163.4
6	5:01.492	107.107	2:15.970	1:34.186	1:11.336	162.6
7	5:02.860	106.624	2:15.397	1:35.946	1:11.517	163.8
<i>Ideal</i>	<i>5:00.919</i>	<i>107.311</i>	<i>2:15.397</i>	<i>1:34.186</i>	<i>1:11.336</i>	<i>163.8</i>

26 57 Toby SHANN

SSP Behind 26.212

Best Time 5:00.414 Best Speed 107.492 On 5 Gp

Lap	Lap Time	Lap Speed	Sector 1	Sector 2	Sector 3	Speed Trap
1	8:30.424	62.278		1:38.912	1:15.371	153.7
2	5:11.887	103.537	2:20.687	1:36.699	1:14.501	162.2
3	5:06.597	105.324	2:18.194	1:35.351	1:13.052	161.5
4	5:05.974	105.538	2:17.727	1:35.867	1:12.380	162.6
5	5:00.414	107.492	2:14.519	1:33.989	1:11.906	161.9
6	5:04.579	106.022	2:15.296	1:36.187	1:13.096	163.0
7	5:01.831	106.987	2:12.335	1:34.190		158.8
<i>Ideal</i>	<i>4:58.230</i>	<i>108.279</i>	<i>2:12.335</i>	<i>1:33.989</i>	<i>1:11.906</i>	<i>163.0</i>

29 80 Barry FURBER

SSP Behind 28.249

Best Time 5:02.451 Best Speed 106.768 On 4 Gp

Lap	Lap Time	Lap Speed	Sector 1	Sector 2	Sector 3	Speed Trap
1	7:17.832	72.603		1:38.086		140.0
2	6:46.941	79.353		1:33.882	1:15.417	165.0
3	5:05.656	105.648	2:17.239	1:35.066	1:13.351	169.2
4	5:02.451	106.768	2:15.640	1:33.713	1:13.098	166.2
5	5:06.451	105.374	2:16.754	1:33.504		165.8
<i>Ideal</i>	<i>5:02.242</i>	<i>106.842</i>	<i>2:15.640</i>	<i>1:33.504</i>	<i>1:13.098</i>	<i>169.2</i>

30 56 Ryan WHITEHALL

SSP Behind 28.350

Best Time 5:02.552 Best Speed 106.732 On 5 Gp

Lap	Lap Time	Lap Speed	Sector 1	Sector 2	Sector 3	Speed Trap
1	6:23.521	82.885		1:39.008	1:16.809	154.1
2	5:13.203	103.102	2:23.766	1:35.638	1:13.799	154.8
3	5:10.477	104.008	2:18.103	1:35.430		160.3
4	11:28.877	46.876		1:36.143	1:14.364	159.9
5	5:02.552	106.732	2:16.833	1:34.664	1:11.055	160.3
6	5:09.941	104.188	2:15.039	1:43.377	1:11.525	161.1
<i>Ideal</i>	<i>5:00.758</i>	<i>107.369</i>	<i>2:15.039</i>	<i>1:34.664</i>	<i>1:11.055</i>	<i>161.1</i>

27 38 Paul WILLIAMS

SSP Behind 26.649

Best Time 5:00.851 Best Speed 107.336 On 8 Gp

Lap	Lap Time	Lap Speed	Sector 1	Sector 2	Sector 3	Speed Trap
1	6:09.295	86.078		1:35.869	1:15.731	165.4
2	5:09.382	104.376	2:18.518	1:35.419	1:15.445	161.9
3	5:02.166	106.868	2:16.148	1:33.887	1:12.131	161.9
4	5:01.005	107.281	2:15.401	1:34.575	1:11.029	161.9
5	5:01.816	106.992	2:16.065	1:34.448	1:11.303	161.5
6	5:03.049	106.557	2:15.375	1:34.878		161.9
7	7:57.904	67.570		1:34.506	1:12.110	162.6
8	5:00.851	107.336	2:14.966	1:34.308	1:11.577	162.6
<i>Ideal</i>	<i>4:59.882</i>	<i>107.682</i>	<i>2:14.966</i>	<i>1:33.887</i>	<i>1:11.029</i>	<i>165.4</i>

Qualifying Classification

Position

31 41 Aaron SPENCE

SSP Behind 28.832

Best Time 5:03.034 Best Speed 106.562 On 5 Gp

Lap	Lap Time	Lap Speed	Sector 1	Sector 2	Sector 3	Speed Trap
1	5:31.856	95.789		1:39.997	1:16.984	158.4
2	5:11.272	103.742	2:19.664	1:37.649	1:13.959	151.0
3	5:08.140	104.797	2:17.840	1:36.980	1:13.320	160.3
4	5:04.311	106.115	2:14.800	1:36.354	1:13.157	157.7
5	5:03.034	106.562	2:15.843	1:35.151	1:12.040	158.8
6	5:09.926	104.193	2:15.807	1:35.221	1:18.898	157.3
7	5:19.647	101.024	2:16.599	1:45.242		158.8
<i>Ideal</i>	<i>5:01.991</i>	<i>106.930</i>	<i>2:14.800</i>	<i>1:35.151</i>	<i>1:12.040</i>	<i>160.3</i>

Qualifying Classification

Position

34 35 Daniel INGHAM

SSP Behind 32.951

Best Time 5:07.153 Best Speed 105.133 On 7 Gp

Lap	Lap Time	Lap Speed	Sector 1	Sector 2	Sector 3	Speed Trap
1	6:16.160	84.507		1:38.479	1:17.626	158.8
2	5:15.072	102.491	2:21.069	1:37.919	1:16.084	160.3
3	5:11.507	103.664	2:20.019	1:36.345	1:15.143	161.1
4	5:11.109	103.796	2:18.793	1:36.848	1:15.468	160.7
5	5:11.395	103.701	2:18.179	1:36.244		161.5
6	8:34.807	62.726		1:42.946	1:13.431	164.2
7	5:07.153	105.133	2:17.915	1:36.242	1:12.996	163.0
<i>Ideal</i>	<i>5:07.153</i>	<i>105.133</i>	<i>2:17.915</i>	<i>1:36.242</i>	<i>1:12.996</i>	<i>164.2</i>

32 109 Neil KERNOHAN

SSP Behind 29.998

Best Time 5:04.200 Best Speed 106.154 On 4 Gp

Lap	Lap Time	Lap Speed	Sector 1	Sector 2	Sector 3	Speed Trap
1	6:11.490	85.569		1:36.106	1:16.191	161.9
2	5:12.046	103.485	2:22.259	1:34.599	1:15.188	163.4
3	5:11.394	103.701	2:19.574	1:37.049	1:14.771	165.4
4	5:04.200	106.154	2:16.049	1:33.470	1:14.681	161.1
5	5:07.774	104.921	2:16.441	1:33.254		159.2
<i>Ideal</i>	<i>5:03.984</i>	<i>106.229</i>	<i>2:16.049</i>	<i>1:33.254</i>	<i>1:14.681</i>	<i>165.4</i>

35 7 Julien CREGNIOT

SSP Behind 33.341

Best Time 5:07.543 Best Speed 105.000 On 5 Gp

Lap	Lap Time	Lap Speed	Sector 1	Sector 2	Sector 3	Speed Trap
1	8:07.012	65.271		1:41.041	1:14.885	159.2
2	5:13.697	102.940	2:21.275	1:39.167	1:13.255	156.9
3	5:11.534	103.655	2:19.958	1:38.669	1:12.907	159.2
4	5:09.042	104.491	2:17.499	1:37.545	1:13.998	160.7
5	5:07.543	105.000	2:18.033	1:36.717	1:12.793	158.4
6	5:14.236	102.764	2:17.783	1:38.801		158.8
<i>Ideal</i>	<i>5:07.009</i>	<i>105.183</i>	<i>2:17.499</i>	<i>1:36.717</i>	<i>1:12.793</i>	<i>160.7</i>

33 53 Wayne BOURGEOIS

SSP Behind 32.737

Best Time 5:06.939 Best Speed 105.207 On 7 Gp

Lap	Lap Time	Lap Speed	Sector 1	Sector 2	Sector 3	Speed Trap
1	6:01.181	88.011		1:39.831	1:17.063	150.6
2	5:20.475	100.763	2:21.951	1:38.787	1:19.737	149.6
3	5:15.446	102.369	2:21.137	1:37.138		165.4
4	7:53.883	68.143		1:35.372	1:22.283	164.6
5	5:08.923	104.531	2:17.996	1:36.103	1:14.824	165.4
6	5:11.281	103.739	2:18.415	1:38.083	1:14.783	167.1
7	5:06.939	105.207	2:16.523	1:34.739	1:15.677	166.7
8	5:09.071	104.481	2:17.040	1:36.266	1:15.765	165.8
<i>Ideal</i>	<i>5:06.045</i>	<i>105.514</i>	<i>2:16.523</i>	<i>1:34.739</i>	<i>1:14.783</i>	<i>167.1</i>

36 222 Michael GAHAN

SSP Behind 33.373

Best Time 5:07.575 Best Speed 104.989 On 6 Gp

Lap	Lap Time	Lap Speed	Sector 1	Sector 2	Sector 3	Speed Trap
1	5:38.227	93.984		1:39.343	1:17.031	159.9
2	5:14.282	102.748	2:21.912	1:37.948	1:14.422	158.4
3	5:12.340	103.387	2:21.838	1:36.655	1:13.847	156.2
4	5:15.550	102.336	2:20.441	1:37.547		155.9
5	15:44.016	34.207		1:35.255	1:14.285	160.7
6	5:07.575	104.989	2:17.901	1:35.460	1:14.214	158.8
<i>Ideal</i>	<i>5:07.003</i>	<i>105.185</i>	<i>2:17.901</i>	<i>1:35.255</i>	<i>1:13.847</i>	<i>160.7</i>

SUPERSPORT

Q2: First Qualifying

Wednesday, 08 May 2024

DETAILED SECTOR ANALYSIS

Qualifying Classification

Position

37 69 Yann GALLI

SSP Behind 34.550

Best Time 5:08.752 Best Speed 104.589 On 5 Gp

Lap	Lap Time	Lap Speed	Sector 1	Sector 2	Sector 3	Speed Trap
1	6:05.841	86.890		1:38.727	1:16.119	161.1
2	5:12.576	103.309	2:19.338	1:36.988	1:16.250	161.1
3	5:10.003	104.167	2:19.643	1:36.487	1:13.873	159.9
4	5:11.043	103.818	2:18.671	1:37.005	1:15.367	160.7
5	5:08.752	104.589	2:18.358	1:36.629	1:13.765	160.7
6	5:11.410	103.696	2:19.261	1:36.669		160.3
<i>Ideal</i>	<i>5:08.610</i>	<i>104.637</i>	<i>2:18.358</i>	<i>1:36.487</i>	<i>1:13.765</i>	<i>161.1</i>

38 86 Gerald DATH

SSP Behind 35.514

Best Time 5:09.716 Best Speed 104.263 On 5 Gp

Lap	Lap Time	Lap Speed	Sector 1	Sector 2	Sector 3	Speed Trap
1	9:38.825	54.918		1:37.544	1:15.742	152.7
2	5:29.193	98.094	2:19.209	1:37.356	1:32.628	153.0
3	5:11.291	103.736	2:19.832	1:37.165	1:14.294	151.3
4	5:18.408	101.417	2:19.183	1:37.169	1:22.056	157.3
5	5:09.716	104.263	2:18.728	1:37.593	1:13.395	151.3
6	5:20.021	100.906	2:23.561	1:37.800		151.3
<i>Ideal</i>	<i>5:09.288</i>	<i>104.408</i>	<i>2:18.728</i>	<i>1:37.165</i>	<i>1:13.395</i>	<i>157.3</i>

39 144 Lancelot UNNISART

SSP Behind 35.607

Best Time 5:09.809 Best Speed 104.232 On 5 Gp

Lap	Lap Time	Lap Speed	Sector 1	Sector 2	Sector 3	Speed Trap
1	6:11.439	85.581		1:40.231	1:18.440	159.2
2	5:21.701	100.379	2:25.029	1:41.449	1:15.223	150.0
3	5:10.683	103.939	2:19.690	1:36.175	1:14.818	163.8
4	5:10.764	103.912	2:18.862	1:36.554	1:15.348	160.7
5	5:09.809	104.232	2:18.468	1:36.202	1:15.139	161.1
6	5:11.214	103.761	2:18.585	1:37.865	1:14.764	163.0
7	5:14.579	102.651	2:20.458	1:37.953	1:16.168	162.6
8	5:12.998	103.170	2:20.751	1:38.099	1:14.148	161.5
<i>Ideal</i>	<i>5:08.791</i>	<i>104.576</i>	<i>2:18.468</i>	<i>1:36.175</i>	<i>1:14.148</i>	<i>163.8</i>

Qualifying Classification

Position

40 145 Daniel FORBES

SSP Behind 37.483

Best Time 5:11.685 Best Speed 103.605 On 7 Gp

Lap	Lap Time	Lap Speed	Sector 1	Sector 2	Sector 3	Speed Trap
1	6:11.076	85.664		1:40.252	1:18.828	150.6
2	5:19.570	101.048	2:24.839	1:38.451	1:16.280	148.3
3	5:15.149	102.466	2:20.957	1:38.068	1:16.124	155.9
4	5:13.236	103.092	2:19.001	1:36.610		158.1
5	6:38.805	80.972		1:37.777		157.3
6	7:28.569	71.989		1:38.205	1:15.343	158.8
7	5:11.685	103.605	2:18.988	1:37.798	1:14.899	160.3
<i>Ideal</i>	<i>5:10.497</i>	<i>104.001</i>	<i>2:18.988</i>	<i>1:36.610</i>	<i>1:14.899</i>	<i>160.3</i>

41 90 Craig KENNELLY

SSP Behind 38.062

Best Time 5:12.264 Best Speed 103.412 On 6 Gp

Lap	Lap Time	Lap Speed	Sector 1	Sector 2	Sector 3	Speed Trap
1	9:40.954	54.717		1:47.901	1:18.557	151.6
2	5:18.141	101.502	2:23.848	1:38.337	1:15.956	154.4
3	5:18.068	101.525	2:23.337	1:38.258	1:16.473	156.9
4	5:13.563	102.984	2:21.179	1:36.707	1:15.677	159.9
5	5:12.386	103.372	2:20.164	1:37.176	1:15.046	159.6
6	5:12.264	103.412	2:19.535	1:37.344	1:15.385	163.0
7	5:13.736	102.927	2:20.593	1:37.708	1:15.435	162.2
<i>Ideal</i>	<i>5:11.288</i>	<i>103.737</i>	<i>2:19.535</i>	<i>1:36.707</i>	<i>1:15.046</i>	<i>163.0</i>

42 66 Adrian HARRISON

SSP Behind 38.348

Best Time 5:12.550 Best Speed 103.318 On 6 Gp

Lap	Lap Time	Lap Speed	Sector 1	Sector 2	Sector 3	Speed Trap
1	7:19.510	72.326		1:40.336	1:19.233	157.3
2	5:19.234	101.155	2:21.930	1:39.233	1:18.071	159.2
3	5:17.176	101.811	2:21.986	1:38.770	1:16.420	160.7
4	5:20.480	100.761	2:20.314	1:38.521		162.2
5	8:28.415	63.515		1:38.460	1:16.261	160.7
6	5:12.550	103.318	2:19.143	1:37.460	1:15.947	161.1
7	5:13.277	103.078	2:20.042	1:37.323	1:15.912	159.2
<i>Ideal</i>	<i>5:12.378</i>	<i>103.375</i>	<i>2:19.143</i>	<i>1:37.323</i>	<i>1:15.912</i>	<i>162.2</i>

SUPERSPORT

Q2: First Qualifying

Wednesday, 08 May 2024

DETAILED SECTOR ANALYSIS

Qualifying Classification

Position

43 91 Graham McALEESE

SSP Behind 38.713

Best Time 5:12.915 Best Speed 103.197 On 5 Gp

Lap	Lap Time	Lap Speed	Sector 1	Sector 2	Sector 3	Speed Trap
1	6:06.128	86.822	1:41.858	1:19.151	149.0	
2	5:17.148	101.820	2:22.458	1:38.431	1:16.259	156.9
3	5:14.154	102.790	2:20.782	1:36.989	1:16.383	163.4
4	5:16.001	102.190	2:21.876	1:38.669	1:15.456	159.9
5	5:12.915	103.197	2:20.570	1:36.966	1:15.379	162.2
6	5:12.969	103.180	2:17.298	1:37.607		163.8
7	6:46.415	79.456	1:35.981			163.0
<i>Ideal</i>	5:08.658	104.621	2:17.298	1:35.981	1:15.379	163.8

44 26 Dennis BOOTH

SSP Behind 40.659

Best Time 5:14.861 Best Speed 102.560 On 5 Gp

Lap	Lap Time	Lap Speed	Sector 1	Sector 2	Sector 3	Speed Trap
1	6:10.155	85.878		1:40.074	1:18.467	146.1
2	5:25.572	99.185	2:25.457	1:41.517	1:18.598	151.0
3	5:24.031	99.657	2:22.118	1:38.235	1:23.678	154.8
4	5:17.620	101.669	2:22.295	1:39.186	1:16.139	154.8
5	5:14.861	102.560	2:20.996	1:38.610	1:15.255	156.6
6	5:17.956	101.561	2:20.233	1:38.765		155.1
<i>Ideal</i>	5:13.723	102.932	2:20.233	1:38.235	1:15.255	156.6

45 59 Darragh TRAPPE

SSP Behind 41.071

Best Time 5:15.273 Best Speed 102.426 On 5 Gp

Lap	Lap Time	Lap Speed	Sector 1	Sector 2	Sector 3	Speed Trap
1	5:41.987	92.951		1:41.355	1:17.342	153.4
2	5:21.670	100.389	2:23.899	1:40.923	1:16.848	155.1
3	5:19.746	100.993	2:22.804	1:40.376	1:16.566	154.1
4	5:15.605	102.318	2:21.199	1:38.496	1:15.910	154.4
5	5:15.273	102.426	2:22.159	1:37.631	1:15.483	155.5
6	5:17.907	101.577	2:21.237	1:37.819		155.9
<i>Ideal</i>	5:14.313	102.738	2:21.199	1:37.631	1:15.483	155.9

Qualifying Classification

Position

46 88 Sean McTAGGART

SSP Behind 41.546

Best Time 5:15.748 Best Speed 102.271 On 4 Gp

Lap	Lap Time	Lap Speed	Sector 1	Sector 2	Sector 3	Speed Trap
1	6:04.737	87.153		1:40.177	1:16.723	158.8
2	5:19.365	101.113	2:22.786	1:40.265	1:16.314	158.1
3	5:18.137	101.503			1:15.464	155.1
4	5:15.748	102.271	2:21.732	1:38.715	1:15.301	152.7
5	5:15.903	102.221	2:20.670	1:37.877		155.5
6	15:10.371	35.471		1:38.234	1:15.283	152.7
<i>Ideal</i>	5:13.830	102.896	2:20.670	1:37.877	1:15.283	158.8

47 51 Rad HUGHES

SSP Behind 43.122

Best Time 5:17.324 Best Speed 101.763 On 7 Gp

Lap	Lap Time	Lap Speed	Sector 1	Sector 2	Sector 3	Speed Trap
1	7:19.116	72.391		1:41.954	1:19.724	155.1
2	5:27.747	98.527	2:28.827	1:41.295	1:17.625	153.4
3	5:27.327	98.654	2:27.995	1:41.772	1:17.560	153.4
4	5:26.530	98.894	2:28.384	1:40.867	1:17.279	154.1
5	5:20.298	100.819	2:24.689	1:39.742	1:15.867	159.6
6	5:17.530	101.697	2:23.710	1:38.536	1:15.284	158.8
7	5:17.324	101.763	2:23.377	1:38.455	1:15.492	159.6
8	5:20.654	100.707	2:23.833	1:39.106		155.5
<i>Ideal</i>	5:17.116	101.830	2:23.377	1:38.455	1:15.284	159.6

Non Qualifiers

Position

78 Emmet O'GRADY

SSP Behind 24.888

Best Time 4:59.090 Best Speed 107.968 On 2 Gp

Lap	Lap Time	Lap Speed	Sector 1	Sector 2	Sector 3	Speed Trap
1	8:53.849	59.545		1:34.008	1:12.342	156.2
2	4:59.090	107.968	2:13.317	1:34.232	1:11.541	159.6
3	5:51.366	91.904	2:26.596	2:00.328		147.7
4	22:29.593	23.927		1:33.272		165.0
<i>Ideal</i>	4:58.130	108.315	2:13.317	1:33.272	1:11.541	165.0

SUPERSPORT

Q2: First Qualifying

Wednesday, 08 May 2024

DETAILED SECTOR ANALYSIS

Non Qualifiers

Position

83 Gareth ARNOLD

SSP Behind **47.466**

Best Time **5:21.668** Best Speed **100.389** On **3** Gp

Lap	Lap Time	Lap Speed	Sector 1	Sector 2	Sector 3	Speed Trap
1	8:26.531	62.756		1:38.462	1:17.698	151.6
2	5:28.244	98.378	2:34.686	1:37.427	1:16.131	153.4
3	5:21.668	100.389	2:24.219	1:38.898		153.0
<i>Ideal</i>	<i>5:17.777</i>	<i>101.618</i>	<i>2:24.219</i>	<i>1:37.427</i>	<i>1:16.131</i>	<i>153.4</i>

143 Stephen DEGNAN

SSP Behind **52.417**

Best Time **5:26.619** Best Speed **98.867** On **4** Gp

Lap	Lap Time	Lap Speed	Sector 1	Sector 2	Sector 3	Speed Trap
1	6:22.965	83.005		1:40.778	1:20.736	149.6
2	5:28.327	98.353	2:28.491	1:40.458	1:19.378	155.1
3	5:28.748	98.227	2:28.296	1:40.648	1:19.804	150.0
4	5:26.619	98.867	2:26.993	1:40.342	1:19.284	149.0
5	5:38.508	95.395	2:29.099	1:43.492		143.3
6	8:31.817	63.093		1:45.265	1:20.609	138.5
7	5:31.214	97.496	2:28.199	1:42.380	1:20.635	151.0
<i>Ideal</i>	<i>5:26.619</i>	<i>98.867</i>	<i>2:26.993</i>	<i>1:40.342</i>	<i>1:19.284</i>	<i>155.1</i>

68 Leon DONAGHY

SSP Behind **57.865**

Best Time **5:32.067** Best Speed **97.245** On **2** Gp

Lap	Lap Time	Lap Speed	Sector 1	Sector 2	Sector 3	Speed Trap
1	6:05.574	86.954		1:43.619	1:19.382	156.6
2	5:32.067	97.245	2:28.845	1:43.057	1:20.165	151.3
3	5:34.604	96.508	2:27.948	1:43.708		149.6
4	9:29.877	56.665		1:41.315		149.6
<i>Ideal</i>	<i>5:28.645</i>	<i>98.258</i>	<i>2:27.948</i>	<i>1:41.315</i>	<i>1:19.382</i>	<i>156.6</i>

Non Qualifiers

Position

54 Andy SELLARS

SSP Behind **58.902**

Best Time **5:33.104** Best Speed **96.943** On **3** Gp

Lap	Lap Time	Lap Speed	Sector 1	Sector 2	Sector 3	Speed Trap
1	6:31.044	81.290		1:44.767	1:22.878	137.4
2	5:34.086	96.658	2:29.325	1:44.802	1:19.959	148.3
3	5:33.104	96.943	2:28.842	1:43.441	1:20.821	150.3
4	5:36.661	95.918	2:28.087	1:45.193		153.4
5	11:47.586	45.637		1:45.475	1:21.468	149.0
6	5:34.343	96.583	2:28.580	1:44.779	1:20.984	155.9
<i>Ideal</i>	<i>5:31.487</i>	<i>97.416</i>	<i>2:28.087</i>	<i>1:43.441</i>	<i>1:19.959</i>	<i>155.9</i>

12 Kevin KEYES

SSP Behind **1:56.942**

Best Time **6:31.144** Best Speed **82.558** On **2** Gp

Lap	Lap Time	Lap Speed	Sector 1	Sector 2	Sector 3	Speed Trap
1	7:58.487	66.434		1:36.880		167.1
2	6:31.144	82.558		1:39.905		165.0
<i>Ideal</i>	<i>0.000</i>	<i>0.000</i>		<i>1:36.880</i>		<i>167.1</i>

46 Mark JOHNSON

SSP Behind **5:25.881**

Best Time **10:00.083** Best Speed **53.813** On **1** Gp

Lap	Lap Time	Lap Speed	Sector 1	Sector 2	Sector 3	Speed Trap
1	10:00.083	52.973		1:44.090		138.3
2	30:00.487	17.935		1:42.263	1:19.895	149.3
<i>Ideal</i>	<i>0.000</i>	<i>0.000</i>		<i>1:42.263</i>	<i>1:19.895</i>	<i>149.3</i>

21 Phil STEWART

SSP Behind **5:36.586**

Best Time **10:10.788** Best Speed **52.869** On **1** Gp

Lap	Lap Time	Lap Speed	Sector 1	Sector 2	Sector 3	Speed Trap
1	10:10.788	52.044		1:37.422		159.6
<i>Ideal</i>	<i>0.000</i>	<i>0.000</i>		<i>1:37.422</i>		<i>159.6</i>

BRIGGS EQUIPMENT NORTH WEST 200

SUPERSPORT

Q2: First Qualifying

SECTOR ANALYSIS

Perfect Lap (sum of best sectors) = 4:33.205



IDEAL / BEST COMPARISON

SECTOR 1 FINISH - BALLYSALLY			SECTOR 2 BALLYSALLY - METROPOLE			SECTOR 3 METROPOLE - FINISH			IDEAL / BEST COMPARISON			
Pos	No	Name	Time	No	Name	Time	Pos	No	Name	Time	Best Time	Diff
1	47	Richard COOPER	2:02.138	47	Richard COOPER	1:25.723	47	Richard COOPER	1:05.344	4:33.205	4:34.202	0.997
2	1	Davey TODD	2:02.358	1	Davey TODD	1:26.136	1	Davey TODD	1:05.439	4:33.933	4:35.017	1.084
3	6	Michael DUNLOP	2:05.402	6	Michael DUNLOP	1:26.894	666	Peter HICKMAN	1:06.168	4:38.696	4:39.612	0.916
4	16	Mike BROWNE	2:05.542	16	Mike BROWNE	1:27.339	6	Michael DUNLOP	1:06.400	4:40.326	4:40.336	0.010
5	22	Paul JORDAN	2:06.287	156	Adam McLEAN	1:27.863	22	Paul JORDAN	1:06.957	4:40.915	4:41.033	0.118
6	666	Peter HICKMAN	2:06.715	22	Paul JORDAN	1:27.909	23	Michael EVANS	1:07.433	4:41.153	4:42.347	1.194
7	156	Adam McLEAN	2:06.961	666	Peter HICKMAN	1:28.032	16	Mike BROWNE	1:07.445	4:42.731	4:43.241	0.510
8	8	Christian ELKIN	2:08.523	23	Michael EVANS	1:28.558	24	Conor CUMMINS	1:07.743	4:44.545	4:45.157	0.612
9	23	Michael EVANS	2:08.554	99	Jeremy McWILLIAMS	1:29.202	4	Ian HUTCHINSON	1:07.817	4:46.427	4:46.427	0.000
10	24	Conor CUMMINS	2:08.872	65	Michael SWEENEY	1:29.232	99	Jeremy McWILLIAMS	1:07.898	4:46.817	4:46.987	0.170
11	96	Dom HERBERTSON	2:09.209	9	Craig NEVE	1:29.376	156	Adam McLEAN	1:07.907	4:47.059	4:47.213	0.154
12	65	Michael SWEENEY	2:09.443	4	Ian HUTCHINSON	1:29.423	96	Dom HERBERTSON	1:08.040	4:47.249	4:47.316	0.067
13	17	Gary McCOY	2:09.558	24	Conor CUMMINS	1:29.812	9	Craig NEVE	1:08.138	4:47.705	4:47.844	0.139
14	9	Craig NEVE	2:09.735	17	Gary McCOY	1:30.018	65	Michael SWEENEY	1:08.142	4:47.197	4:48.048	0.851
15	4	Ian HUTCHINSON	2:09.819	89	Mark CONLIN	1:30.142	111	Brian McCORMACK	1:08.377	4:48.615	4:48.850	0.235
16	99	Jeremy McWILLIAMS	2:10.097	96	Dom HERBERTSON	1:30.456	8	Christian ELKIN	1:09.073	4:49.058	4:50.178	1.120
17	111	Brian McCORMACK	2:11.084	8	Christian ELKIN	1:31.019	17	Gary McCOY	1:09.482	4:50.524	4:51.711	1.187
18	36	Jonathan GOETSCHY	2:11.527	111	Brian McCORMACK	1:31.063	231	Marcus SIMPSON	1:10.194	4:53.733	4:53.733	0.000
19	57	Toby SHANN	2:12.335	231	Marcus SIMPSON	1:32.469	76	Jacque FOLEY	1:10.226	4:56.677	4:57.174	0.497
20	231	Marcus SIMPSON	2:12.857	81	Eoin SIOCHRU	1:32.951	30	Julian TRUMMER	1:10.645	4:58.005	4:58.005	0.000
21	89	Mark CONLIN	2:12.937	109	Neil KERNOHAN	1:33.254	89	Mark CONLIN	1:10.654	4:58.730	4:58.730	0.000
22	78	Emmet O'GRADY	2:13.317	78	Emmet O'GRADY	1:33.272	384	Mauro PONCINI	1:10.873	4:58.130	4:59.090	0.960
23	76	Jacque FOLEY	2:13.831	30	Julian TRUMMER	1:33.407	38	Paul WILLIAMS	1:11.029	4:55.520	4:59.706	4.186
24	39	Allann VENTER	2:14.658	80	Barry FURBER	1:33.504	56	Ryan WHITEHALL	1:11.055	4:59.551	5:00.096	0.545
25	30	Julian TRUMMER	2:14.678	39	Allann VENTER	1:33.656	36	Jonathan GOETSCHY	1:11.256	5:00.178	5:00.178	0.000
26	41	Aaron SPENCE	2:14.800	38	Paul WILLIAMS	1:33.887	97	Josh CORNER	1:11.336	4:59.773	5:00.356	0.583
27	384	Mauro PONCINI	2:14.838	36	Jonathan GOETSCHY	1:33.894	81	Eoin SIOCHRU	1:11.430	4:58.230	5:00.414	2.184
28	38	Paul WILLIAMS	2:14.966	76	Jacque FOLEY	1:33.948	78	Emmet O'GRADY	1:11.541	4:59.882	5:00.851	0.969
29	56	Ryan WHITEHALL	2:15.039	57	Toby SHANN	1:33.989	39	Allann VENTER	1:11.864	5:00.919	5:01.492	0.573
30	81	Eoin SIOCHRU	2:15.170	384	Mauro PONCINI	1:34.062	57	Toby SHANN	1:11.906	5:02.242	5:02.451	0.209
31	97	Josh CORNER	2:15.397	97	Josh CORNER	1:34.186	41	Aaron SPENCE	1:12.040	5:00.758	5:02.552	1.794
32	80	Barry FURBER	2:15.640	56	Ryan WHITEHALL	1:34.664	7	Julien CREGNIOT	1:12.793	5:01.991	5:03.034	1.043
33	109	Neil KERNOHAN	2:16.049	53	Wayne BOURGEOIS	1:34.739	35	Daniel INGHAM	1:12.996	5:03.984	5:04.200	0.216
34	53	Wayne BOURGEOIS	2:16.523	41	Aaron SPENCE	1:35.151	80	Barry FURBER	1:13.098	5:06.045	5:06.939	0.894
35	91	Graham McALEESE	2:17.298	222	Michael GAHAN	1:35.255	86	Gerald DATH	1:13.395	5:07.153	5:07.153	0.000
36	7	Julien CREGNIOT	2:17.499	91	Graham McALEESE	1:35.981	69	Yann GALLI	1:13.765	5:07.009	5:07.543	0.534
37	222	Michael GAHAN	2:17.901	144	Lancelot UNNISART	1:36.175	222	Michael GAHAN	1:13.847	5:07.003	5:07.575	0.572
38	35	Daniel INGHAM	2:17.915	35	Daniel INGHAM	1:36.242	144	Lancelot UNNISART	1:14.148	5:08.610	5:08.752	0.142
39	69	Yann GALLI	2:18.358	69	Yann GALLI	1:36.487	109	Neil KERNOHAN	1:14.681	5:09.288	5:09.716	0.428
40	144	Lancelot UNNISART	2:18.468	145	Daniel FORBES	1:36.610	53	Wayne BOURGEOIS	1:14.783	5:08.791	5:09.809	1.018
41	86	Gerald DATH	2:18.728	90	Craig KENNELLY	1:36.707	145	Daniel FORBES	1:14.899	5:10.497	5:11.685	1.188
42	145	Daniel FORBES	2:18.988	7	Julien CREGNIOT	1:36.717	90	Craig KENNELLY	1:15.046	5:11.288	5:12.264	0.976
43	66	Adrian HARRISON	2:19.143	12	Kevin KEYES	1:36.880	26	Dennis BOOTH	1:15.255	5:12.378	5:12.550	0.172
44	90	Craig KENNELLY	2:19.535	86	Gerald DATH	1:37.165	88	Sean McTAGGART	1:15.283	5:08.658	5:12.915	4.257
45	26	Dennis BOOTH	2:20.233	66	Adrian HARRISON	1:37.323	51	Rad HUGHES	1:15.284	5:13.723	5:14.861	1.138
46	88	Sean McTAGGART	2:20.670	21	Phil STEWART	1:37.422	91	Graham McALEESE	1:15.379	5:14.313	5:15.273	0.960
47	59	Darragh TRAPPE	2:21.199	83	Gareth ARNOLD	1:37.427	59	Darragh TRAPPE	1:15.483	5:13.830	5:15.748	1.918
48	51	Rad HUGHES	2:23.377	59	Darragh TRAPPE	1:37.631	66	Adrian HARRISON	1:15.912	5:17.116	5:17.324	0.208
49	83	Gareth ARNOLD	2:24.219	88	Sean McTAGGART	1:37.877	83	Gareth ARNOLD	1:16.131	5:17.777	5:21.668	3.891
50	143	Stephen DEGNAN	2:26.993	26	Dennis BOOTH	1:38.235	143	Stephen DEGNAN	1:19.284	5:26.619	5:26.619	0.000
51	68	Leon DONAGHY	2:27.948	51	Rad HUGHES	1:38.455	68	Leon DONAGHY	1:19.382	5:28.645	5:32.067	3.422
52	54	Andy SELLARS	2:28.087	143	Stephen DEGNAN	1:40.342	46	Mark JOHNSON	1:19.895	5:31.487	5:33.104	1.617
				68	Leon DONAGHY	1:41.315	54	Andy SELLARS	1:19.959		6:31.144	
				46	Mark JOHNSON	1:42.263					30:00.487	
				54	Andy SELLARS	1:43.441						



SPEED TRAP ON APPROACH TO UNIVERSITY

Class	No/Name	Fastest	Lap 1	Lap 2	Lap 3	Lap 4	Lap 5	Lap 6	Lap 7	Lap 8	Lap 9	Lap 10	Lap 11	Lap 12
SSP	47 Richard COOPER	179.5	178.6	176.3	177.7	175.3	177.7	170.9	177.2	179.5				
SSP	16 Mike BROWNE	177.7	172.2	171.8	176.3	176.7	174.4	177.2	177.7					
SSP	1 Davey TODD	176.7	171.8	174.4	172.6	171.8	172.2	173.1	174.4	176.7				
SSP	22 Paul JORDAN	174.4	174.4	172.6	171.3	165.4	168.3	170.0	168.7	167.5				
SSP	156 Adam McLEAN	173.5	168.7	168.3	171.3	169.2	171.8	173.5						
SSP	6 Michael DUNLOP	172.6	168.3	172.6	168.7	170.0	171.3							
SSP	89 Mark CONLIN	171.8	169.2	165.4	169.6	171.3	171.8	170.9						
SSP	24 Conor CUMMINS	170.9	167.1	170.9	170.5	169.2								
SSP	666 Peter HICKMAN	170.5	167.9	170.5	170.5	167.5	167.1	167.9						
SSP	8 Christian ELKIN	170.5	167.1	168.7	167.1	170.5	167.1	163.4						
SSP	36 Jonathan GOETSCHY	169.6	163.8	166.2	163.4	163.4	165.0	164.2	169.6	163.4				
SSP	81 Eoin SIOCHRU	169.2	165.0	166.2	164.6	169.2	164.2	166.2	164.6					
SSP	17 Gary McCOY	169.2	169.2	169.2	165.4	160.3	167.5							
SSP	80 Barry FURBER	169.2	140.0	165.0	169.2	166.2	165.8							
SSP	23 Michael EVANS	169.2	169.2	169.2	169.2	168.3	163.4	169.2	168.7					
SSP	4 Ian HUTCHINSON	167.9	165.4	166.7	165.8	167.9	165.0	163.0	165.4					
SSP	99 Jeremy McWILLIAMS	167.9	165.8	163.4	166.7	161.9	167.9	163.4						
SSP	12 Kevin KEYES	167.1	167.1	165.0										
SSP	9 Craig NEVE	167.1	166.2	166.7	165.8	167.1	165.8	165.4						
SSP	53 Wayne BOURGEOIS	167.1	150.6	149.6	165.4	164.6	165.4	167.1	166.7	165.8				
SSP	111 Brian McCORMACK	166.2	166.2	158.1	163.0	156.9								
SSP	65 Michael SWEENEY	166.2	161.1	162.6	163.8	165.0	166.2	165.0						
SSP	96 Dom HERBERTSON	165.4	141.7	161.9	162.6	163.8	163.4	165.4	165.0					
SSP	109 Neil KERNOHAN	165.4	161.9	163.4	165.4	161.1	159.2							
SSP	38 Paul WILLIAMS	165.4	165.4	161.9	161.9	161.9	161.5	161.9	162.6	162.6				
SSP	78 Emmet O'GRADY	165.0	156.2	159.6	147.7	165.0								
SSP	384 Mauro PONCINI	164.6	158.1	164.2	155.9	153.4	163.4	163.4	164.6					
SSP	76 Jacque FOLEY	164.2	164.2	158.4	159.2	156.9	158.1	163.4	163.0					
SSP	35 Daniel INGHAM	164.2	158.8	160.3	161.1	160.7	161.5	164.2	163.0					
SSP	144 Lancelot UNNISART	163.8	159.2	150.0	163.8	160.7	161.1	163.0	162.6	161.5				
SSP	91 Graham McALEESE	163.8	149.0	156.9	163.4	159.9	162.2	163.8	163.0					
SSP	97 Josh CORNER	163.8	145.1	147.0	163.4	162.6	163.4	162.6	163.8					
SSP	90 Craig KENNELLY	163.0	151.6	154.4	156.9	159.9	159.6	163.0	162.2					
SSP	57 Toby SHANN	163.0	153.7	162.2	161.5	162.6	161.9	163.0	158.8					
SSP	231 Marcus SIMPSON	163.0	157.3	161.1	162.2	160.7	163.0	162.2						
SSP	66 Adrian HARRISON	162.2	157.3	159.2	160.7	162.2	160.7	161.1	159.2					
SSP	39 Allann VENTER	162.2	150.0	142.7	158.1	161.5	162.2	160.7						
SSP	69 Yann GALLI	161.1	161.1	161.1	159.9	160.7	160.7	160.3						
SSP	56 Ryan WHITEHALL	161.1	154.1	154.8	160.3	159.9	160.3	161.1						
SSP	7 Julien CREGNIOT	160.7	159.2	156.9	159.2	160.7	158.4	158.8						
SSP	222 Michael GAHAN	160.7	159.9	158.4	156.2	155.9	160.7	158.8						
SSP	41 Aaron SPENCE	160.3	158.4	151.0	160.3	157.7	158.8	157.3	158.8					
SSP	145 Daniel FORBES	160.3	150.6	148.3	155.9	158.1	157.3	158.8	160.3					
SSP	21 Phil STEWART	159.6	159.6											
SSP	51 Rad HUGHES	159.6	155.1	153.4	153.4	154.1	159.6	158.8	159.6	155.5				
SSP	88 Sean McTAGGART	158.8	158.8	158.1	155.1	152.7	155.5	152.7						
SSP	30 Julian TRUMMER	158.1	154.1	157.7	157.7	158.1								
SSP	86 Gerald DATH	157.3	152.7	153.0	151.3	157.3	151.3	151.3						
SSP	68 Leon DONAGHY	156.6	156.6	151.3	149.6	149.6								
SSP	26 Dennis BOOTH	156.6	146.1	151.0	154.8	154.8	156.6	155.1						
SSP	59 Darragh TRAPPE	155.9	153.4	155.1	154.1	154.4	155.5	155.9						
SSP	54 Andy SELLARS	155.9	137.4	148.3	150.3	153.4	149.0	155.9						

BRIGGS EQUIPMENT NORTH WEST 200

SUPERSPORT

Q2: First Qualifying

Wednesday, 08 May 2024



NW200

SPEED TRAP ON APPROACH TO UNIVERSITY

Class	No/Name	Fastest	Lap 1	Lap 2	Lap 3	Lap 4	Lap 5	Lap 6	Lap 7	Lap 8	Lap 9	Lap 10	Lap 11	Lap 12
SSP	143 Stephen DEGNAN	155.1	149.6	<u>155.1</u>	150.0	149.0	143.3	138.5	151.0					
SSP	83 Gareth ARNOLD	153.4	151.6	<u>153.4</u>	153.0									
SSP	46 Mark JOHNSON	149.3	138.3	<u>149.3</u>										



BRIGGS EQUIPMENT NORTH WEST 200 SUPERSPORT

Q3: Second Qualifying
Thursday, 09 May 2024



Qualifying Time

5:25.794

Qualifying Speed

99.118


Pos	Class	No	Name	Machine / Sponsor	Best Lap			Total Laps	Qualifying Laps
					Time	Behind	Speed On		
Qualifying Classification									
1	SSP	47	Richard COOPER	Yamaha - BPE by Russell Racing	4:33.627		118.015	3	5
2	SSP	1	Davey TODD	Ducati - Powertoolmate Ducati	4:34.304	0.677	117.723	3	4
3	SSP	16	Mike BROWNE	Yamaha - BPE by Russell Racing	4:37.104	3.477	116.534	3	5
4	SSP	6	Michael DUNLOP	Triumph - MD Racing	4:37.277	3.650	116.461	2	3
5	SSP	156	Adam McLEAN	Kawasaki - JMcC Roofing Racing	4:39.101	5.474	115.700	2	4
6	SSP	22	Paul JORDAN	Honda - Jackson Racing by Prosper2	4:40.137	6.510	115.272	3	4
7	SSP	65	Michael SWEENEY	Yamaha - EM Building	4:43.593	9.966	113.867	3	4
8	SSP	24	Conor CUMMINS	Honda - Milenco by Padgett's Motorcycles	4:43.739	10.112	113.809	3	4
9	SSP	8	Christian ELKIN	Yamaha - DynoCentre NI	4:43.988	10.361	113.709	3	4
10	SSP	4	Ian HUTCHINSON	Honda - Milenco by Padgett's Motorcycles	4:46.114	12.487	112.864	3	5
11	SSP	17	Gary McCOY	Suzuki - MadBros Racing	4:46.520	12.893	112.704	3	3
12	SSP	9	Craig NEVE	Triumph - Bathams Racing	4:46.731	13.104	112.621	3	4
13	SSP	231	Marcus SIMPSON	Triumph - JPS Racing	4:47.780	14.153	112.211	2	4
14	SSP	89	Mark CONLIN	Ducati - NRG-moto.com	4:49.936	16.309	111.376	3	4
15	SSP	78	Emmet O'GRADY	Honda - AKR Thomas Bourne Racing	4:50.098	16.471	111.314	3	4
16	SSP	12	Kevin KEYES	Yamaha - Daracore Racing	4:51.632	18.005	110.729	4	4
17	SSP	111	Brian McCORMACK	Triumph - Global Robots by PHR	4:51.810	18.183	110.661	2	3
18	SSP	36	Jonathan GOETSCHY	Yamaha - Optimark Road Racing	4:52.289	18.662	110.480	4	4
19	SSP	80	Barry FURBER	Kawasaki - Clem Davies Racing	4:52.505	18.878	110.398	3	4
20	SSP	81	Eoin Ó SIOCHRU	Triumph - Roadhouse Macau Racing	4:54.127	20.500	109.789	3	3
21	SSP	384	Mauro PONCINI	Yamaha - Delmo Racing	4:56.073	22.446	109.068	3	4
22	SSP	21	Phil STEWART	Yamaha - Phil Stewart Racing	4:56.206	22.579	109.019	3	4
23	SSP	76	Jacque FOLEY	Yamaha - JF76 TPS Racing	4:56.347	22.720	108.967	2	3
24	SSP	57	Toby SHANN	Triumph - Shann Racing	4:57.217	23.590	108.648	4	4
25	SSP	109	Neil KERNOHAN	Yamaha - Kernohan Racing	4:58.120	24.493	108.319	3	4
26	SSP	38	Paul WILLIAMS	Triumph - Golden Site Solutions	4:58.226	24.599	108.280	3	4
27	SSP	43	Sam JOHNSON	Suzuki	4:58.345	24.718	108.237	3	4
28	SSP	97	Josh CORNER	Yamaha - Parker Transport	4:58.379	24.752	108.225	2	4
29	SSP	39	Allann VENTER	Honda - TH Racing	4:58.920	25.293	108.029	3	4
30	SSP	222	Michael GAHAN	Yamaha - Newline Elite Racing	4:59.090	25.463	107.968	3	4
31	SSP	41	Aaron SPENCE	Yamaha - WG Racing	4:59.411	25.784	107.852	4	4
32	SSP	35	Daniel INGHAM	Yamaha - Castings Technology	4:59.620	25.993	107.777	4	4
33	SSP	83	Gareth ARNOLD	Kawasaki - Cowton Racing	4:59.776	26.149	107.720	3	4
34	SSP	56	Ryan WHITEHALL	Yamaha - WR Racing	5:00.198	26.571	107.569	3	4
35	SSP	7	Julien CREGNIOT	Kawasaki - Cregniot Road Racing	5:02.099	28.472	106.892	2	4
36	SSP	53	Wayne BOURGEOIS	Yamaha - Basomba Racing	5:02.203	28.576	106.855	4	4
37	SSP	90	Craig KENNELLY	Ducati - Residio Racing	5:03.311	29.684	106.465	2	4
38	SSP	44	Don GILBERT	Yamaha - Gorilla Racing	5:03.789	30.162	106.297	4	4
39	SSP	144	Lancelot UNNISART	Honda - Village Motos Nantes	5:03.953	30.326	106.240	3	4
40	SSP	145	Daniel FORBES	Suzuki - FB Racing	5:06.020	32.393	105.523	3	3
41	SSP	91	Graham McALEESE	Yamaha - MPR	5:06.265	32.638	105.438	3	4
42	SSP	69	Yann GALLI	Honda - Road's Warrior	5:06.965	33.338	105.198	2	4
43	SSP	99	Jeremy McWILLIAMS	Yamaha - JMcC Roofing	5:07.682	34.055	104.953	2	2
44	SSP	86	Gerald DATH	Honda	5:07.879	34.252	104.885	4	4
45	SSP	26	Dennis BOOTH	Yamaha	5:08.867	35.240	104.550	3	4
46	SSP	66	Adrian HARRISON	Yamaha - Brooke Built Racing	5:10.775	37.148	103.908	4	4
47	SSP	59	Darragh TRAPPE	Kawasaki - STS Racing by MSS	5:12.548	38.921	103.319	3	4
48	SSP	143	Stephen DEGNAN	Kawasaki	5:18.097	44.470	101.516	3	4

Non Qualifiers

SSP	23	Michael EVANS	Triumph - Smith Racing	4:52.626	18.999	110.352	2	2	1
SSP	96	Dom HERBERTSON	Yamaha - Burrows by RK Racing	4:55.545	21.918	109.263	1	2	1
SSP	30	Julian TRUMMER	Honda - Jackson Racing by Prosper2	4:59.164	25.537	107.941	2	3	1
SSP	666	Peter HICKMAN	Triumph - Trooper Triumph by PHR	5:04.820	31.193	105.938	2	2	1
SSP	88	Sean McTAGGART	Yamaha - SDM Racing	5:14.753	41.126	102.595	3	3	1
SSP	54	Andy SELLARS	Yamaha - ASM Road Racing	5:25.408	51.781	99.235	4	4	1
SSP	46	Mark JOHNSON	Yamaha - MJ Racing	5:28.900	55.273	98.182	2	4	0

Provisional result to be confirmed by the Stewards of the Meeting subject to completion of technical inspections & the time limit for protests

Page 1 / 2

Circuit	The Triangle	Signed	Organising Club	Coleraine & D MC
Length(miles)	8.9700 Lap 1 (8.8300)		Qualifying Started	12:02
Weather	Cloudy	Chief Timekeeper		
Track	Dry, 28°C	Issued At: 12:52		



**BRIGGS EQUIPMENT NORTH WEST 200
SUPERSPORT
Q3: Second Qualifying
Thursday, 09 May 2024**



Qualifying Time


5:25.794

Qualifying Speed

99.118

Pos	Class	No	Name	Machine / Sponsor	Best Lap		On	Total Laps	Qualifying Laps	
					Time	Behind Speed				
Non Qualifiers										
	SSP	68	Leon DONAGHY	Triumph - R Lancaster & Son Wrea Green	5:29.436	55.809	98.022	2	2	<u>0</u>
	SSP	51	Rad HUGHES	Kawasaki - RAF Motorsports	7:46.659	3:13.032	69.198	1	2	<u>0</u>

Provisional result to be confirmed by the Stewards of the Meeting subject to completion of technical inspections & the time limit for protests Page 2 / 2

Circuit	The Triangle	Signed		Organising Club	Coleraine & D MC
Length(miles)	8.9700 Lap 1 (8.8300)		Chief Timekeeper	Qualifying Started	12:02
Weather	Cloudy	Issued At:	12:52		
Track	Dry, 28°C				



DETAILED SECTOR ANALYSIS

Qualifying Classification

Position

1 47 Richard COOPER

SSP Behind

Best Time **4:33.627** Best Speed **118.015** On **3** Gp

Lap	Lap Time	Lap Speed	Sector 1	Sector 2	Sector 3	Speed Trap
1	4:45.997	111.148		1:28.985	1:07.804	179.1
2	4:46.189	112.835	2:04.050	1:26.829	1:15.310	179.5
3	4:33.627	118.015	2:03.152	1:25.470	1:05.005	181.5
4	4:36.579	116.755	2:03.629	1:26.062	1:06.888	179.5
5	4:49.342	111.605	2:03.605	1:30.887		181.0
<i>Ideal</i>	<i>4:33.627</i>	<i>118.015</i>	<i>2:03.152</i>	<i>1:25.470</i>	<i>1:05.005</i>	<i>181.5</i>

2 1 Davey TODD

SSP Behind **0.677**

Best Time **4:34.304** Best Speed **117.723** On **3** Gp

Lap	Lap Time	Lap Speed	Sector 1	Sector 2	Sector 3	Speed Trap
1	4:47.496	110.568		1:28.780	1:07.750	176.3
2	4:35.009	117.422	2:03.356	1:27.162	1:04.491	177.2
3	4:34.304	117.723	2:02.776	1:27.078	1:04.450	174.4
4	4:45.649	113.048	2:07.036	1:28.812		175.3
<i>Ideal</i>	<i>4:34.304</i>	<i>117.723</i>	<i>2:02.776</i>	<i>1:27.078</i>	<i>1:04.450</i>	<i>177.2</i>

3 16 Mike BROWNE

SSP Behind **3.477**

Best Time **4:37.104** Best Speed **116.534** On **3** Gp

Lap	Lap Time	Lap Speed	Sector 1	Sector 2	Sector 3	Speed Trap
1	4:44.771	111.627		1:29.491	1:07.018	180.0
2	4:39.433	115.563	2:06.421	1:27.265	1:05.747	176.7
3	4:37.104	116.534	2:04.100	1:27.430	1:05.574	180.0
4	4:38.432	115.978	2:05.177	1:27.040	1:06.215	180.5
5	4:53.682	109.956	2:04.390	1:33.828		180.5
<i>Ideal</i>	<i>4:36.714</i>	<i>116.698</i>	<i>2:04.100</i>	<i>1:27.040</i>	<i>1:05.574</i>	<i>180.5</i>

4 6 Michael DUNLOP

SSP Behind **3.650**

Best Time **4:37.277** Best Speed **116.461** On **2** Gp

Lap	Lap Time	Lap Speed	Sector 1	Sector 2	Sector 3	Speed Trap
1	9:07.840	58.024		1:31.380	1:10.241	173.5
2	4:37.277	116.461	2:04.910	1:27.058	1:05.309	173.5
3	4:44.637	113.450	2:06.021	1:28.604		171.3
<i>Ideal</i>	<i>4:37.277</i>	<i>116.461</i>	<i>2:04.910</i>	<i>1:27.058</i>	<i>1:05.309</i>	<i>173.5</i>

Qualifying Classification

Position

5 156 Adam McLEAN

SSP Behind **5.474**

Best Time **4:39.101** Best Speed **115.700** On **2** Gp

Lap	Lap Time	Lap Speed	Sector 1	Sector 2	Sector 3	Speed Trap
1	4:46.220	111.061		1:29.471	1:07.306	174.0
2	4:39.101	115.700	2:05.848	1:27.617	1:05.636	174.4
3	4:42.048	114.491	2:05.185	1:28.552		176.3
4	8:41.637	61.905		1:43.744	1:08.034	153.7
<i>Ideal</i>	<i>4:38.438</i>	<i>115.976</i>	<i>2:05.185</i>	<i>1:27.617</i>	<i>1:05.636</i>	<i>176.3</i>

6 22 Paul JORDAN

SSP Behind **6.510**

Best Time **4:40.137** Best Speed **115.272** On **3** Gp

Lap	Lap Time	Lap Speed	Sector 1	Sector 2	Sector 3	Speed Trap
1	4:47.893	110.416		1:29.599	1:07.770	172.6
2	4:41.104	114.876	2:05.505	1:28.991	1:06.608	175.3
3	4:40.137	115.272	2:05.457	1:28.257	1:06.423	172.2
4	4:54.760	109.554	2:08.368	1:32.790		173.5
<i>Ideal</i>	<i>4:40.137</i>	<i>115.272</i>	<i>2:05.457</i>	<i>1:28.257</i>	<i>1:06.423</i>	<i>175.3</i>

7 65 Michael SWEENEY

SSP Behind **9.966**

Best Time **4:43.593** Best Speed **113.867** On **3** Gp

Lap	Lap Time	Lap Speed	Sector 1	Sector 2	Sector 3	Speed Trap
1	5:17.525	100.112		1:33.359	1:11.913	164.2
2	4:45.482	113.114	2:08.838	1:29.396	1:07.248	170.5
3	4:43.593	113.867	2:07.646	1:29.175	1:06.772	170.5
4	5:17.279	101.778	2:11.843	1:45.134		170.0
<i>Ideal</i>	<i>4:43.593</i>	<i>113.867</i>	<i>2:07.646</i>	<i>1:29.175</i>	<i>1:06.772</i>	<i>170.5</i>

8 24 Conor CUMMINS

SSP Behind **10.112**

Best Time **4:43.739** Best Speed **113.809** On **3** Gp

Lap	Lap Time	Lap Speed	Sector 1	Sector 2	Sector 3	Speed Trap
1	5:16.492	100.439		1:32.260	1:11.666	178.1
2	4:45.854	112.967	2:08.437	1:29.629	1:07.788	174.0
3	4:43.739	113.809	2:07.345	1:29.679	1:06.715	168.7
4	5:44.832	93.646	2:50.826	1:42.156		169.2
<i>Ideal</i>	<i>4:43.689</i>	<i>113.829</i>	<i>2:07.345</i>	<i>1:29.629</i>	<i>1:06.715</i>	<i>178.1</i>

SUPERSPORT

Q3: Second Qualifying

Thursday, 09 May 2024

DETAILED SECTOR ANALYSIS

Qualifying Classification

Position

9 **8 Christian ELKIN**
 SSP Behind **10.361**
 Best Time **4:43.988** Best Speed **113.709** On **3** Gp

Lap	Lap Time	Lap Speed	Sector 1	Sector 2	Sector 3	Speed Trap
1	5:17.000	100.278		1:33.658	1:11.619	174.0
2	4:46.557	112.690	2:08.746	1:30.419	1:07.392	176.3
3	4:43.988	113.709	2:06.824	1:30.381	1:06.783	170.9
4	5:02.132	106.880	2:08.385	1:35.931		174.0
<i>Ideal</i>	<i>4:43.988</i>	<i>113.709</i>	<i>2:06.824</i>	<i>1:30.381</i>	<i>1:06.783</i>	<i>176.3</i>

10 4 Ian HUTCHINSON

SSP Behind **12.487**
 Best Time **4:46.114** Best Speed **112.864** On **3** Gp

Lap	Lap Time	Lap Speed	Sector 1	Sector 2	Sector 3	Speed Trap
1	5:17.839	100.013		1:33.322	1:11.527	174.9
2	4:51.407	110.814	2:11.176	1:31.465	1:08.766	173.5
3	4:46.114	112.864	2:07.727	1:30.484	1:07.903	172.2
4	4:48.663	111.867	2:08.157	1:30.642	1:09.864	171.8
5	4:46.147	112.851	2:08.302	1:30.020	1:07.825	173.1
<i>Ideal</i>	<i>4:45.572</i>	<i>113.078</i>	<i>2:07.727</i>	<i>1:30.020</i>	<i>1:07.825</i>	<i>174.9</i>

11 17 Gary McCOY

SSP Behind **12.893**
 Best Time **4:46.520** Best Speed **112.704** On **3** Gp

Lap	Lap Time	Lap Speed	Sector 1	Sector 2	Sector 3	Speed Trap
1	11:18.469	46.853		1:31.890	1:08.604	171.3
2	4:46.750	112.614	2:08.607	1:30.348	1:07.795	167.9
3	4:46.520	112.704	2:09.053	1:29.784	1:07.683	173.1
<i>Ideal</i>	<i>4:46.074</i>	<i>112.880</i>	<i>2:08.607</i>	<i>1:29.784</i>	<i>1:07.683</i>	<i>173.1</i>

12 9 Craig NEVE

SSP Behind **13.104**
 Best Time **4:46.731** Best Speed **112.621** On **3** Gp

Lap	Lap Time	Lap Speed	Sector 1	Sector 2	Sector 3	Speed Trap
1	7:40.497	69.030		1:30.795	1:10.843	170.0
2	4:47.567	112.294	2:09.506	1:29.991	1:08.070	169.6
3	4:46.731	112.621	2:08.427	1:30.369	1:07.935	170.9
4	4:46.942	112.538	2:08.768	1:30.346	1:07.828	170.9
<i>Ideal</i>	<i>4:46.246</i>	<i>112.812</i>	<i>2:08.427</i>	<i>1:29.991</i>	<i>1:07.828</i>	<i>170.9</i>

Qualifying Classification

Position

13 **231 Marcus SIMPSON**
 SSP Behind **14.153**
 Best Time **4:47.780** Best Speed **112.211** On **2** Gp

Lap	Lap Time	Lap Speed	Sector 1	Sector 2	Sector 3	Speed Trap
1	6:30.958	81.308		1:31.650	1:09.008	165.8
2	4:47.780	112.211	2:08.654	1:30.814	1:08.312	169.6
3	4:50.958	110.985	2:11.425	1:31.266	1:08.267	171.3
4	4:49.259	111.637	2:08.846	1:30.753		171.3
<i>Ideal</i>	<i>4:47.674</i>	<i>112.252</i>	<i>2:08.654</i>	<i>1:30.753</i>	<i>1:08.267</i>	<i>171.3</i>

14 89 Mark CONLIN

SSP Behind **16.309**
 Best Time **4:49.936** Best Speed **111.376** On **3** Gp

Lap	Lap Time	Lap Speed	Sector 1	Sector 2	Sector 3	Speed Trap
1	5:16.860	100.322		1:35.694	1:13.300	172.2
2	4:52.953	110.229	2:11.616	1:31.559	1:09.778	173.1
3	4:49.936	111.376	2:09.712	1:31.202	1:09.022	174.0
4	4:50.372	111.209	2:09.798	1:31.182	1:09.392	173.5
<i>Ideal</i>	<i>4:49.916</i>	<i>111.384</i>	<i>2:09.712</i>	<i>1:31.182</i>	<i>1:09.022</i>	<i>174.0</i>

15 78 Emmet O'GRADY

SSP Behind **16.471**
 Best Time **4:50.098** Best Speed **111.314** On **3** Gp

Lap	Lap Time	Lap Speed	Sector 1	Sector 2	Sector 3	Speed Trap
1	5:19.532	99.483		1:33.506	1:10.771	171.3
2	4:51.911	110.623	2:11.659	1:31.540	1:08.712	173.1
3	4:50.098	111.314	2:09.361	1:32.414	1:08.323	166.7
4	5:34.739	96.469	2:12.876	1:49.376		166.2
<i>Ideal</i>	<i>4:49.224</i>	<i>111.650</i>	<i>2:09.361</i>	<i>1:31.540</i>	<i>1:08.323</i>	<i>173.1</i>

16 12 Kevin KEYES

SSP Behind **18.005**
 Best Time **4:51.632** Best Speed **110.729** On **4** Gp

Lap	Lap Time	Lap Speed	Sector 1	Sector 2	Sector 3	Speed Trap
1	5:19.155	99.601		1:33.758	1:10.935	169.6
2	4:59.533	107.808	2:11.306	1:31.315	1:16.912	168.3
3	4:52.409	110.434	2:09.848	1:33.065	1:09.496	169.6
4	4:51.632	110.729	2:10.222	1:32.222	1:09.188	166.7
<i>Ideal</i>	<i>4:50.351</i>	<i>111.217</i>	<i>2:09.848</i>	<i>1:31.315</i>	<i>1:09.188</i>	<i>169.6</i>

SUPERSPORT

Q3: Second Qualifying

Thursday, 09 May 2024

DETAILED SECTOR ANALYSIS

Qualifying Classification

Position

17 **111 Brian McCORMACK**
 SSP Behind **18.183**
 Best Time **4:51.810** Best Speed **110.661** On **2** Gp

Lap	Lap Time	Lap Speed	Sector 1	Sector 2	Sector 3	Speed Trap
1	5:18.163	99.911		1:33.412	1:11.577	175.3
2	4:51.810	110.661	2:11.062	1:31.637	1:09.111	173.1
3	5:08.590	104.644	2:10.217	1:33.853		172.2
<i>Ideal</i>	<i>4:50.965</i>	<i>110.982</i>	<i>2:10.217</i>	<i>1:31.637</i>	<i>1:09.111</i>	<i>175.3</i>

18 **36 Jonathan GOETSCHY**
 SSP Behind **18.662**
 Best Time **4:52.289** Best Speed **110.480** On **4** Gp

Lap	Lap Time	Lap Speed	Sector 1	Sector 2	Sector 3	Speed Trap
1	6:16.267	84.483		1:34.555	1:09.841	174.4
2	4:56.944	108.748	2:11.661	1:33.383	1:11.900	160.3
3	4:53.335	110.086	2:11.239	1:32.826	1:09.270	168.3
4	4:52.289	110.480	2:11.046	1:32.082	1:09.161	170.0
<i>Ideal</i>	<i>4:52.289</i>	<i>110.480</i>	<i>2:11.046</i>	<i>1:32.082</i>	<i>1:09.161</i>	<i>174.4</i>

19 **80 Barry FURBER**
 SSP Behind **18.878**
 Best Time **4:52.505** Best Speed **110.398** On **3** Gp

Lap	Lap Time	Lap Speed	Sector 1	Sector 2	Sector 3	Speed Trap
1	5:42.416	92.834		1:34.383	1:13.268	172.2
2	4:58.701	108.108	2:14.448	1:33.654	1:10.599	175.8
3	4:52.505	110.398	2:10.619	1:31.735	1:10.151	172.6
4	5:00.266	107.545	2:13.568	1:34.763	1:11.935	170.5
<i>Ideal</i>	<i>4:52.505</i>	<i>110.398</i>	<i>2:10.619</i>	<i>1:31.735</i>	<i>1:10.151</i>	<i>175.8</i>

20 **81 Eoin Ó SIOCHRU**
 SSP Behind **20.500**
 Best Time **4:54.127** Best Speed **109.789** On **3** Gp

Lap	Lap Time	Lap Speed	Sector 1	Sector 2	Sector 3	Speed Trap
1	5:41.304	93.137		1:36.996	1:12.452	172.2
2	5:00.143	107.589	2:16.052	1:33.763	1:10.328	171.3
3	4:54.127	109.789	2:11.763	1:31.863	1:10.501	172.2
<i>Ideal</i>	<i>4:53.954</i>	<i>109.854</i>	<i>2:11.763</i>	<i>1:31.863</i>	<i>1:10.328</i>	<i>172.2</i>

Qualifying Classification

Position

21 **384 Mauro PONCINI**
 SSP Behind **22.446**
 Best Time **4:56.073** Best Speed **109.068** On **3** Gp

Lap	Lap Time	Lap Speed	Sector 1	Sector 2	Sector 3	Speed Trap
1	5:39.491	93.634		1:36.433	1:12.973	167.9
2	5:01.154	107.228	2:16.003	1:34.583	1:10.568	166.7
3	4:56.073	109.068	2:12.199	1:33.995	1:09.879	167.9
4	5:04.275	106.128	2:11.586	1:34.899		167.5
<i>Ideal</i>	<i>4:55.460</i>	<i>109.294</i>	<i>2:11.586</i>	<i>1:33.995</i>	<i>1:09.879</i>	<i>167.9</i>

22 **21 Phil STEWART**
 SSP Behind **22.579**
 Best Time **4:56.206** Best Speed **109.019** On **3** Gp

Lap	Lap Time	Lap Speed	Sector 1	Sector 2	Sector 3	Speed Trap
1	5:56.054	89.279		1:41.275	1:12.613	160.7
2	5:03.138	106.526	2:17.194	1:33.809	1:12.135	164.6
3	4:56.206	109.019	2:13.387	1:32.969	1:09.850	163.0
4	5:21.764	100.359	2:35.842	1:35.255	1:10.667	164.2
<i>Ideal</i>	<i>4:56.206</i>	<i>109.019</i>	<i>2:13.387</i>	<i>1:32.969</i>	<i>1:09.850</i>	<i>164.6</i>

23 **76 Jacque FOLEY**
 SSP Behind **22.720**
 Best Time **4:56.347** Best Speed **108.967** On **2** Gp

Lap	Lap Time	Lap Speed	Sector 1	Sector 2	Sector 3	Speed Trap
1	5:18.891	99.683		1:35.997	1:12.898	170.9
2	4:56.347	108.967	2:13.027	1:33.139	1:10.181	173.5
3	5:01.389	107.144	2:12.155	1:34.712		167.5
<i>Ideal</i>	<i>4:55.475</i>	<i>109.288</i>	<i>2:12.155</i>	<i>1:33.139</i>	<i>1:10.181</i>	<i>173.5</i>

24 **57 Toby SHANN**
 SSP Behind **23.590**
 Best Time **4:57.217** Best Speed **108.648** On **4** Gp

Lap	Lap Time	Lap Speed	Sector 1	Sector 2	Sector 3	Speed Trap
1	5:56.279	89.222		1:36.478	1:12.513	165.0
2	5:04.357	106.099	2:18.501	1:34.076	1:11.780	170.5
3	4:59.141	107.949	2:14.234	1:34.175	1:10.732	166.2
4	4:57.217	108.648	2:10.956	1:34.405	1:11.856	168.7
<i>Ideal</i>	<i>4:55.764</i>	<i>109.182</i>	<i>2:10.956</i>	<i>1:34.076</i>	<i>1:10.732</i>	<i>170.5</i>

SUPERSPORT

Q3: Second Qualifying

Thursday, 09 May 2024

DETAILED SECTOR ANALYSIS

Qualifying Classification

Position

25 109 Neil KERNOHAN

SSP Behind 24.493

Best Time 4:58.120 Best Speed 108.319 On 3 Gp

Lap	Lap Time	Lap Speed	Sector 1	Sector 2	Sector 3	Speed Trap
1	6:01.391	87.960	1:37.536	1:12.702		169.6
2	5:02.460	106.765	2:15.572	1:33.336	1:13.552	164.2
3	4:58.120	108.319	2:14.252	1:33.103	1:10.765	167.1
4	5:05.067	105.852	2:14.978	1:34.525		164.6
<i>Ideal</i>	4:58.120	108.319	2:14.252	1:33.103	1:10.765	169.6

Qualifying Classification

Position

29 39 Allann VENTER

SSP Behind 25.293

Best Time 4:58.920 Best Speed 108.029 On 3 Gp

Lap	Lap Time	Lap Speed	Sector 1	Sector 2	Sector 3	Speed Trap
1	5:14.614	101.038		1:35.372	1:15.779	161.9
2	5:00.486	107.466	2:14.132	1:34.878	1:11.476	164.6
3	4:58.920	108.029	2:13.140	1:34.571	1:11.209	168.7
4	5:00.880	107.325	2:11.605	1:34.349		167.9
<i>Ideal</i>	4:57.163	108.668	2:11.605	1:34.349	1:11.209	168.7

26 38 Paul WILLIAMS

SSP Behind 24.599

Best Time 4:58.226 Best Speed 108.280 On 3 Gp

Lap	Lap Time	Lap Speed	Sector 1	Sector 2	Sector 3	Speed Trap
1	5:18.623	99.767	1:34.845	1:14.202		161.1
2	5:01.804	106.997	2:16.060	1:34.227	1:11.517	165.0
3	4:58.226	108.280	2:13.362	1:33.795	1:11.069	163.4
4	5:04.507	106.047	2:13.591	1:33.680		167.5
<i>Ideal</i>	4:58.111	108.322	2:13.362	1:33.680	1:11.069	167.5

30 222 Michael GAHAN

SSP Behind 25.463

Best Time 4:59.090 Best Speed 107.968 On 3 Gp

Lap	Lap Time	Lap Speed	Sector 1	Sector 2	Sector 3	Speed Trap
1	5:17.420	100.145		1:35.626	1:13.537	163.8
2	5:01.713	107.029	2:15.212	1:34.487	1:12.014	163.8
3	4:59.090	107.968	2:13.859	1:33.903	1:11.328	164.6
4	5:02.780	106.652	2:14.575	1:34.057		162.6
<i>Ideal</i>	4:59.090	107.968	2:13.859	1:33.903	1:11.328	164.6

27 43 Sam JOHNSON

SSP Behind 24.718

Best Time 4:58.345 Best Speed 108.237 On 3 Gp

Lap	Lap Time	Lap Speed	Sector 1	Sector 2	Sector 3	Speed Trap
1	6:11.832	85.490	1:38.313	1:11.400		161.9
2	5:02.186	106.861	2:16.441	1:33.682	1:12.063	163.0
3	4:58.345	108.237	2:14.851	1:33.088	1:10.406	165.8
4	5:08.545	104.659	2:13.443	1:32.780	1:22.322	169.6
<i>Ideal</i>	4:56.629	108.863	2:13.443	1:32.780	1:10.406	169.6

31 41 Aaron SPENCE

SSP Behind 25.784

Best Time 4:59.411 Best Speed 107.852 On 4 Gp

Lap	Lap Time	Lap Speed	Sector 1	Sector 2	Sector 3	Speed Trap
1	5:23.303	98.323		1:38.255	1:13.714	163.0
2	5:15.884	102.227	2:19.385	1:42.445		166.2
3	6:47.559	79.233		1:34.483	1:11.156	165.0
4	4:59.411	107.852	2:13.344	1:34.768	1:11.299	164.6
<i>Ideal</i>	4:58.983	108.006	2:13.344	1:34.483	1:11.156	166.2

28 97 Josh CORNER

SSP Behind 24.752

Best Time 4:58.379 Best Speed 108.225 On 2 Gp

Lap	Lap Time	Lap Speed	Sector 1	Sector 2	Sector 3	Speed Trap
1	5:34.163	95.127	1:34.989	1:12.121		173.5
2	4:58.379	108.225	2:12.871	1:33.756	1:11.752	171.3
3	5:00.471	107.471	2:14.093	1:34.621	1:11.757	169.6
4	5:07.329	105.073	2:13.983	1:34.712		168.7
<i>Ideal</i>	4:58.379	108.225	2:12.871	1:33.756	1:11.752	173.5

32 35 Daniel INGHAM

SSP Behind 25.993

Best Time 4:59.620 Best Speed 107.777 On 4 Gp

Lap	Lap Time	Lap Speed	Sector 1	Sector 2	Sector 3	Speed Trap
1	5:51.291	90.489		1:36.485	1:12.830	152.3
2	5:00.898	107.319	2:14.846	1:35.353	1:10.699	164.2
3	5:01.910	106.959	2:16.305	1:35.143	1:10.462	165.8
4	4:59.620	107.777	2:14.908	1:34.640	1:10.072	165.8
<i>Ideal</i>	4:59.558	107.799	2:14.846	1:34.640	1:10.072	165.8

SUPERSPORT

Q3: Second Qualifying

Thursday, 09 May 2024

DETAILED SECTOR ANALYSIS

Qualifying Classification

Position

33 83 Gareth ARNOLD

SSP Behind 26.149

Best Time 4:59.776 Best Speed 107.720 On 3 Gp

Lap	Lap Time	Lap Speed	Sector 1	Sector 2	Sector 3	Speed Trap
1	5:56.889	89.070		1:35.773	1:12.293	163.8
2	5:07.388	105.053	2:20.573	1:34.044	1:12.771	160.3
3	4:59.776	107.720	2:14.571	1:34.325	1:10.880	161.5
4	5:05.146	105.825	2:15.819	1:34.747		160.3
<i>Ideal</i>	4:59.495	107.821	2:14.571	1:34.044	1:10.880	163.8

Qualifying Classification

Position

37 90 Craig KENNELLY

SSP Behind 29.684

Best Time 5:03.311 Best Speed 106.465 On 2 Gp

Lap	Lap Time	Lap Speed	Sector 1	Sector 2	Sector 3	Speed Trap
1	8:19.754	63.607		1:39.239	1:14.342	161.5
2	5:03.311	106.465	2:16.051	1:35.621	1:11.639	168.7
3	5:12.647	103.286	2:18.478	1:40.317	1:13.852	165.4
4	5:15.411	102.381	2:14.771	1:47.852	1:12.788	171.8
<i>Ideal</i>	5:02.031	106.916	2:14.771	1:35.621	1:11.639	171.8

34 56 Ryan WHITEHALL

SSP Behind 26.571

Best Time 5:00.198 Best Speed 107.569 On 3 Gp

Lap	Lap Time	Lap Speed	Sector 1	Sector 2	Sector 3	Speed Trap
1	5:55.894	89.319		1:38.339	1:14.499	164.6
2	5:40.102	94.948	2:20.517	1:36.031	1:43.554	165.4
3	5:00.198	107.569	2:15.905	1:34.548	1:09.745	163.8
4	5:06.665	105.301	2:18.220	1:35.765	1:12.680	158.1
<i>Ideal</i>	5:00.198	107.569	2:15.905	1:34.548	1:09.745	165.4

38 44 Don GILBERT

SSP Behind 30.162

Best Time 5:03.789 Best Speed 106.297 On 4 Gp

Lap	Lap Time	Lap Speed	Sector 1	Sector 2	Sector 3	Speed Trap
1	8:51.068	59.857		1:40.868	1:16.257	153.0
2	5:09.837	104.223	2:20.390	1:36.700	1:12.747	158.1
3	5:04.531	106.038	2:16.409	1:36.090	1:12.032	160.7
4	5:03.789	106.297	2:16.149	1:35.660	1:11.980	157.3
<i>Ideal</i>	5:03.789	106.297	2:16.149	1:35.660	1:11.980	160.7

35 7 Julien CREGNIOT

SSP Behind 28.472

Best Time 5:02.099 Best Speed 106.892 On 2 Gp

Lap	Lap Time	Lap Speed	Sector 1	Sector 2	Sector 3	Speed Trap
1	8:24.110	63.058		1:37.635	1:11.513	158.4
2	5:02.099	106.892	2:15.845	1:35.883	1:10.371	161.1
3	5:03.497	106.400	2:15.461	1:37.633	1:10.403	160.7
4	5:03.270	106.479	2:15.623	1:37.071	1:10.576	159.2
<i>Ideal</i>	5:01.715	107.028	2:15.461	1:35.883	1:10.371	161.1

39 144 Lancelot UNNISART

SSP Behind 30.326

Best Time 5:03.953 Best Speed 106.240 On 3 Gp

Lap	Lap Time	Lap Speed	Sector 1	Sector 2	Sector 3	Speed Trap
1	6:45.767	78.341		1:39.110	1:14.375	160.3
2	5:16.341	102.080	2:21.379	1:42.779	1:12.183	167.1
3	5:03.953	106.240	2:14.447	1:36.829	1:12.677	165.8
4	5:06.807	105.252	2:18.701	1:36.064	1:12.042	151.0
<i>Ideal</i>	5:02.553	106.732	2:14.447	1:36.064	1:12.042	167.1

36 53 Wayne BOURGEOIS

SSP Behind 28.576

Best Time 5:02.203 Best Speed 106.855 On 4 Gp

Lap	Lap Time	Lap Speed	Sector 1	Sector 2	Sector 3	Speed Trap
1	7:27.445	71.043		1:36.379		168.3
2	7:10.417	75.025		1:35.968	1:13.294	169.2
3	5:06.508	105.355	2:17.190	1:36.168	1:13.150	148.6
4	5:02.203	106.855	2:14.213	1:34.690	1:13.300	170.5
<i>Ideal</i>	5:02.053	106.908	2:14.213	1:34.690	1:13.150	170.5

40 145 Daniel FORBES

SSP Behind 32.393

Best Time 5:06.020 Best Speed 105.523 On 3 Gp

Lap	Lap Time	Lap Speed	Sector 1	Sector 2	Sector 3	Speed Trap
1	6:05.207	87.041		1:39.834	1:16.021	167.5
2	5:08.509	104.671	2:16.937	1:37.619	1:13.953	168.7
3	5:06.020	105.523	2:16.248	1:35.584		160.3
<i>Ideal</i>	5:05.785	105.604	2:16.248	1:35.584	1:13.953	168.7

SUPERSPORT

Q3: Second Qualifying

Thursday, 09 May 2024

DETAILED SECTOR ANALYSIS

Qualifying Classification

Position

41 91 Graham McALEESE

SSP Behind 32.638

Best Time 5:06.265 Best Speed 105.438 On 3 Gp

Lap	Lap Time	Lap Speed	Sector 1	Sector 2	Sector 3	Speed Trap
1	6:01.220	88.002		1:36.055	1:15.326	169.2
2	5:17.129	101.826	2:17.671	1:36.705	1:22.753	154.4
3	5:06.265	105.438	2:18.226	1:34.938	1:13.101	167.9
4	5:08.232	104.765	2:18.271	1:36.875	1:13.086	165.8
<i>Ideal</i>	5:05.695	105.635	2:17.671	1:34.938	1:13.086	169.2

42 69 Yann GALLI

SSP Behind 33.338

Best Time 5:06.965 Best Speed 105.198 On 2 Gp

Lap	Lap Time	Lap Speed	Sector 1	Sector 2	Sector 3	Speed Trap
1	6:45.471	78.398		1:38.275	1:15.339	162.2
2	5:06.965	105.198	2:17.236	1:36.693	1:13.036	163.4
3	5:07.250	105.100	2:16.597	1:36.374	1:14.279	166.7
4	5:11.089	103.803	2:17.884	1:37.329		163.4
<i>Ideal</i>	5:06.007	105.527	2:16.597	1:36.374	1:13.036	166.7

43 99 Jeremy McWILLIAMS

SSP Behind 34.055

Best Time 5:07.682 Best Speed 104.953 On 2 Gp

Lap	Lap Time	Lap Speed	Sector 1	Sector 2	Sector 3	Speed Trap
1	5:15.913	100.623		1:33.130	1:10.789	172.2
2	5:07.682	104.953	2:08.170	1:30.117		172.6
<i>Ideal</i>	4:49.076	111.708	2:08.170	1:30.117	1:10.789	172.6

44 86 Gerald DATH

SSP Behind 34.252

Best Time 5:07.879 Best Speed 104.885 On 4 Gp

Lap	Lap Time	Lap Speed	Sector 1	Sector 2	Sector 3	Speed Trap
1	6:28.005	81.927		1:36.571	1:17.420	159.6
2	5:20.262	100.830	2:28.939	1:38.029	1:13.294	155.1
3	5:10.831	103.889	2:19.775	1:37.870	1:13.186	154.1
4	5:07.879	104.885	2:18.697	1:37.382	1:11.800	162.6
<i>Ideal</i>	5:07.068	105.162	2:18.697	1:36.571	1:11.800	162.6

Qualifying Classification

Position

45 26 Dennis BOOTH

SSP Behind 35.240

Best Time 5:08.867 Best Speed 104.550 On 3 Gp

Lap	Lap Time	Lap Speed	Sector 1	Sector 2	Sector 3	Speed Trap
1	5:55.442	89.432		1:38.842	1:15.791	155.5
2	5:16.742	101.950	2:24.567	1:38.540	1:13.635	158.1
3	5:08.867	104.550	2:18.507	1:37.363	1:12.997	155.9
4	5:15.685	102.292	2:24.450	1:38.150	1:13.085	159.6
<i>Ideal</i>	5:08.867	104.550	2:18.507	1:37.363	1:12.997	159.6

46 66 Adrian HARRISON

SSP Behind 37.148

Best Time 5:10.775 Best Speed 103.908 On 4 Gp

Lap	Lap Time	Lap Speed	Sector 1	Sector 2	Sector 3	Speed Trap
1	7:04.644	74.858		1:39.827	1:15.968	164.2
2	5:11.629	103.623	2:18.879	1:38.108	1:14.642	165.0
3	5:11.329	103.723	2:18.785	1:37.072	1:15.472	163.8
4	5:10.775	103.908	2:17.958	1:36.270		166.2
<i>Ideal</i>	5:08.870	104.549	2:17.958	1:36.270	1:14.642	166.2

47 59 Darragh TRAPPE

SSP Behind 38.921

Best Time 5:12.548 Best Speed 103.319 On 3 Gp

Lap	Lap Time	Lap Speed	Sector 1	Sector 2	Sector 3	Speed Trap
1	6:06.052	86.840		1:41.088	1:16.448	151.6
2	5:16.463	102.040	2:23.444	1:38.285	1:14.734	155.5
3	5:12.548	103.319	2:19.321	1:37.578	1:15.649	158.1
4	5:14.097	102.809	2:22.381	1:37.533	1:14.183	158.8
<i>Ideal</i>	5:11.037	103.820	2:19.321	1:37.533	1:14.183	158.8

48 143 Stephen DEGNAN

SSP Behind 44.470

Best Time 5:18.097 Best Speed 101.516 On 3 Gp

Lap	Lap Time	Lap Speed	Sector 1	Sector 2	Sector 3	Speed Trap
1	5:55.225	89.487		1:40.321	1:19.145	159.6
2	5:21.436	100.462	2:24.299	1:39.939	1:17.198	153.4
3	5:18.097	101.516	2:23.007	1:38.457	1:16.633	161.1
4	5:20.543	100.742	2:24.673	1:38.847	1:17.023	152.0
<i>Ideal</i>	5:18.097	101.516	2:23.007	1:38.457	1:16.633	161.1

SUPERSPORT

Q3: Second Qualifying

Thursday, 09 May 2024

DETAILED SECTOR ANALYSIS

Non Qualifiers

Position

23 Michael EVANS

SSP Behind **18.999**

Best Time **4:52.626** Best Speed **110.352** On **2** Gp

Lap	Lap Time	Lap Speed	Sector 1	Sector 2	Sector 3	Speed Trap
1	6:06.753	86.674		1:29.060	1:07.085	172.2
2	4:52.626	110.352	2:12.920	1:29.554	1:10.152	175.8
<i>Ideal</i>	<i>4:49.065</i>	<i>111.712</i>	<i>2:12.920</i>	<i>1:29.060</i>	<i>1:07.085</i>	<i>175.8</i>

96 Dom HERBERTSON

SSP Behind **21.918**

Best Time **4:55.545** Best Speed **109.263** On **1** Gp

Lap	Lap Time	Lap Speed	Sector 1	Sector 2	Sector 3	Speed Trap
1	4:55.545	107.557		1:31.606	1:08.286	170.5
2	6:05.503	88.349	2:08.321	2:31.071		168.3
<i>Ideal</i>	<i>4:48.213</i>	<i>112.042</i>	<i>2:08.321</i>	<i>1:31.606</i>	<i>1:08.286</i>	<i>170.5</i>

30 Julian TRUMMER

SSP Behind **25.537**

Best Time **4:59.164** Best Speed **107.941** On **2** Gp

Lap	Lap Time	Lap Speed	Sector 1	Sector 2	Sector 3	Speed Trap
1	5:41.585	93.060		1:33.995	1:11.622	165.0
2	4:59.164	107.941	2:14.533	1:32.708		166.2
3	11:40.014	46.131		1:38.985	1:10.987	160.7
<i>Ideal</i>	<i>4:58.228</i>	<i>108.280</i>	<i>2:14.533</i>	<i>1:32.708</i>	<i>1:10.987</i>	<i>166.2</i>

666 Peter HICKMAN

SSP Behind **31.193**

Best Time **5:04.820** Best Speed **105.938** On **2** Gp

Lap	Lap Time	Lap Speed	Sector 1	Sector 2	Sector 3	Speed Trap
1	8:18.740	63.737		1:33.620	1:11.584	170.5
2	5:04.820	105.938	2:15.781	1:35.842		167.9
<i>Ideal</i>	<i>5:00.985</i>	<i>107.288</i>	<i>2:15.781</i>	<i>1:33.620</i>	<i>1:11.584</i>	<i>170.5</i>

Non Qualifiers

Position

88 Sean McTAGGART

SSP Behind **41.126**

Best Time **5:14.753** Best Speed **102.595** On **3** Gp

Lap	Lap Time	Lap Speed	Sector 1	Sector 2	Sector 3	Speed Trap
1	8:11.183	64.717		2:59.590		161.9
2	11:21.645	47.374		1:39.689	1:15.635	158.8
3	5:14.753	102.595	2:20.776	1:38.807	1:15.170	158.8
<i>Ideal</i>	<i>5:14.753</i>	<i>102.595</i>	<i>2:20.776</i>	<i>1:38.807</i>	<i>1:15.170</i>	<i>161.9</i>

54 Andy SELLARS

SSP Behind **51.781**

Best Time **5:25.408** Best Speed **99.235** On **4** Gp

Lap	Lap Time	Lap Speed	Sector 1	Sector 2	Sector 3	Speed Trap
1	6:04.997	87.091		1:45.066	1:19.568	151.6
2	5:28.174	98.399	2:27.647	1:42.416	1:18.111	142.0
3	5:27.330	98.653	2:24.715	1:43.514	1:19.101	153.4
4	5:25.408	99.235	2:26.529	1:41.668	1:17.211	152.7
<i>Ideal</i>	<i>5:23.594</i>	<i>99.792</i>	<i>2:24.715</i>	<i>1:41.668</i>	<i>1:17.211</i>	<i>153.4</i>

46 Mark JOHNSON

SSP Behind **55.273**

Best Time **5:28.900** Best Speed **98.182** On **2** Gp

Lap	Lap Time	Lap Speed	Sector 1	Sector 2	Sector 3	Speed Trap
1	7:48.177	67.897		1:43.459	1:19.018	149.3
2	5:28.900	98.182	2:28.011	1:42.739	1:18.150	147.3
3	5:30.790	97.621	2:28.056	1:43.735	1:18.999	142.3
4	5:31.058	97.542	2:28.418	1:44.400	1:18.240	148.3
<i>Ideal</i>	<i>5:28.900</i>	<i>98.182</i>	<i>2:28.011</i>	<i>1:42.739</i>	<i>1:18.150</i>	<i>149.3</i>

68 Leon DONAGHY

SSP Behind **55.809**

Best Time **5:29.436** Best Speed **98.022** On **2** Gp

Lap	Lap Time	Lap Speed	Sector 1	Sector 2	Sector 3	Speed Trap
1	5:38.877	93.804		1:41.604	1:26.393	161.9
2	5:29.436	98.022	2:24.316	1:42.787		156.9
<i>Ideal</i>	<i>5:32.313</i>	<i>97.173</i>	<i>2:24.316</i>	<i>1:41.604</i>	<i>1:26.393</i>	<i>161.9</i>

Non Qualifiers

Position

51 Rad HUGHES

SSP Behind **3:13.032**

Best Time **7:46.659** Best Speed **69.198** On **1** Gp

Lap	Lap Time	Lap Speed	Sector 1	Sector 2	Sector 3	Speed Trap
1	7:46.659	68.118		2:04.190		126.8
2	12:35.705	42.731		1:58.393		132.0
<i>Ideal</i>	<i>0.000</i>	<i>0.000</i>		<i>1:58.393</i>		<i>132.0</i>

BRIGGS EQUIPMENT NORTH WEST 200

SUPERSPORT

Q3: Second Qualifying

SECTOR ANALYSIS

Perfect Lap (sum of best sectors) = 4:32.696



IDEAL / BEST COMPARISON

SECTOR 1 FINISH - BALLYSALLY			SECTOR 2 BALLYSALLY - METROPOLE			SECTOR 3 METROPOLE - FINISH			IDEAL / BEST COMPARISON				
Pos	No	Name	Time	No	Name	Time	Pos	No	Name	Time	Best Time	Diff	
1	1	Davey TODD	2:02.776	47	Richard COOPER	1:25.470	1	47	Richard COOPER	4:33.627	4:33.627	0.000	
2	47	Richard COOPER	2:03.152	16	Mike BROWNE	1:27.040	2	1	Davey TODD	4:34.304	4:34.304	0.000	
3	16	Mike BROWNE	2:04.100	6	Michael DUNLOP	1:27.058	3	16	Mike BROWNE	4:36.714	4:37.104	0.390	
4	6	Michael DUNLOP	2:04.910	1	Davey TODD	1:27.078	4	6	Michael DUNLOP	4:37.277	4:37.277	0.000	
5	156	Adam McLEAN	2:05.185	156	Adam McLEAN	1:27.617	5	156	Adam McLEAN	4:38.438	4:39.101	0.663	
6	22	Paul JORDAN	2:05.457	22	Paul JORDAN	1:28.257	6	22	Paul JORDAN	4:40.137	4:40.137	0.000	
7	8	Christian ELKIN	2:06.824	23	Michael EVANS	1:29.060	7	65	Michael SWEENEY	4:43.593	4:43.593	0.000	
8	24	Conor CUMMINS	2:07.345	65	Michael SWEENEY	1:29.175	8	24	Conor CUMMINS	4:43.689	4:43.739	0.050	
9	65	Michael SWEENEY	2:07.646	24	Conor CUMMINS	1:29.629	9	8	Christian ELKIN	4:43.988	4:43.988	0.000	
10	4	Ian HUTCHINSON	2:07.727	17	Gary McCOY	1:29.784	10	4	Ian HUTCHINSON	4:45.572	4:46.114	0.542	
11	99	Jeremy McWILLIAMS	2:08.170	9	Craig NEVE	1:29.991	11	17	Gary McCOY	4:46.074	4:46.520	0.446	
12	96	Dom HERBERTSON	2:08.321	4	Ian HUTCHINSON	1:30.020	12	9	Craig NEVE	4:46.246	4:46.731	0.485	
13	9	Craig NEVE	2:08.427	99	Jeremy McWILLIAMS	1:30.117	13	231	Marcus SIMPSON	4:47.674	4:47.780	0.106	
14	17	Gary McCOY	2:08.607	8	Christian ELKIN	1:30.381	14	89	Mark CONLIN	4:49.916	4:49.936	0.020	
15	231	Marcus SIMPSON	2:08.654	231	Marcus SIMPSON	1:30.753	15	78	Emmet O'GRADY	4:49.224	4:50.098	0.874	
16	78	Emmet O'GRADY	2:09.361	89	Mark CONLIN	1:31.182	16	12	Kevin KEYES	4:50.351	4:51.632	1.281	
17	89	Mark CONLIN	2:09.712	12	Kevin KEYES	1:31.315	17	111	Brian McCORMACK	4:50.965	4:51.810	0.845	
18	12	Kevin KEYES	2:09.848	78	Emmet O'GRADY	1:31.540	18	36	Jonathan GOETSCHY	4:52.289	4:52.289	0.000	
19	111	Brian McCORMACK	2:10.217	96	Dom HERBERTSON	1:31.606	19	80	Barry FURBER	4:52.505	4:52.505	0.000	
20	80	Barry FURBER	2:10.619	111	Brian McCORMACK	1:31.637	20	23	Michael EVANS	4:49.065	4:52.626	3.561	
21	57	Toby SHANN	2:10.956	80	Barry FURBER	1:31.735	21	81	Eoin SIOCHRU	4:53.954	4:54.127	0.173	
22	36	Jonathan GOETSCHY	2:11.046	81	Eoin SIOCHRU	1:31.863	22	384	Mauro PONCINI	4:55.460	4:56.073	0.613	
23	384	Mauro PONCINI	2:11.586	36	Jonathan GOETSCHY	1:32.082	23	21	Phil STEWART	4:56.206	4:56.206	0.000	
24	39	Allann VENTER	2:11.605	30	Julian TRUMMER	1:32.708	24	76	Jacque FOLEY	4:55.475	4:56.347	0.872	
25	81	Eoin SIOCHRU	2:11.763	43	Sam JOHNSON	1:32.780	25	57	Toby SHANN	4:55.764	4:57.217	1.453	
26	76	Jacque FOLEY	2:12.155	21	Phil STEWART	1:32.969	26	109	Neil KERNOHAN	4:58.120	4:58.120	0.000	
27	97	Josh CORNER	2:12.871	109	Neil KERNOHAN	1:33.103	27	38	Paul WILLIAMS	4:58.111	4:58.226	0.115	
28	23	Michael EVANS	2:12.920	76	Jacque FOLEY	1:33.139	28	43	Sam JOHNSON	4:56.629	4:58.345	1.716	
29	41	Aaron SPENCE	2:13.344	666	Peter HICKMAN	1:33.620	29	97	Josh CORNER	4:58.379	4:58.379	0.000	
30	38	Paul WILLIAMS	2:13.362	38	Paul WILLIAMS	1:33.680	30	39	Allann VENTER	4:57.163	4:58.920	1.757	
31	21	Phil STEWART	2:13.387	97	Josh CORNER	1:33.756	31	222	Michael GAHAN	4:59.090	4:59.090	0.000	
32	43	Sam JOHNSON	2:13.443	222	Michael GAHAN	1:33.903	32	30	Julian TRUMMER	4:58.228	4:59.164	0.936	
33	222	Michael GAHAN	2:13.859	384	Mauro PONCINI	1:33.995	33	41	Aaron SPENCE	4:58.983	4:59.411	0.428	
34	53	Wayne BOURGEOIS	2:14.213	83	Gareth ARNOLD	1:34.044	34	35	Daniel INGHAM	4:59.558	4:59.620	0.062	
35	109	Neil KERNOHAN	2:14.252	57	Toby SHANN	1:34.076	35	83	Gareth ARNOLD	4:59.495	4:59.776	0.281	
36	144	Lancelot UNNISART	2:14.447	39	Allann VENTER	1:34.349	36	56	Ryan WHITEHALL	5:00.198	5:00.198	0.000	
37	30	Julian TRUMMER	2:14.533	41	Aaron SPENCE	1:34.483	37	7	Julien CREGNIOT	5:01.715	5:02.099	0.384	
38	83	Gareth ARNOLD	2:14.571	56	Ryan WHITEHALL	1:34.548	38	53	Wayne BOURGEOIS	5:02.053	5:02.203	0.150	
39	90	Craig KENNELLY	2:14.771	35	Daniel INGHAM	1:34.640	39	90	Craig KENNELLY	5:02.031	5:03.311	1.280	
40	35	Daniel INGHAM	2:14.846	53	Wayne BOURGEOIS	1:34.690	40	44	Don GILBERT	5:03.789	5:03.789	0.000	
41	7	Julien CREGNIOT	2:15.461	91	Graham McALEESE	1:34.938	41	144	Lancelot UNNISART	5:02.553	5:03.953	1.400	
42	666	Peter HICKMAN	2:15.781	145	Daniel FORBES	1:35.584	42	666	Peter HICKMAN	5:00.985	5:04.820	3.835	
43	56	Ryan WHITEHALL	2:15.905	90	Craig KENNELLY	1:35.621	43	145	Daniel FORBES	5:05.785	5:06.020	0.235	
44	44	Don GILBERT	2:16.149	44	Don GILBERT	1:35.660	44	91	Graham McALEESE	5:05.695	5:06.265	0.570	
45	145	Daniel FORBES	2:16.248	7	Julien CREGNIOT	1:35.883	45	69	Yann GALLI	5:06.007	5:06.965	0.958	
46	69	Yann GALLI	2:16.597	144	Lancelot UNNISART	1:36.064	46	99	Jeremy McWILLIAMS	4:49.076	5:07.682	18.606	
47	91	Graham McALEESE	2:17.671	66	Adrian HARRISON	1:36.270	47	86	Gerald DATH	5:07.068	5:07.879	0.811	
48	66	Adrian HARRISON	2:17.958	69	Yann GALLI	1:36.374	48	26	Dennis BOOTH	5:08.867	5:08.867	0.000	
49	26	Dennis BOOTH	2:18.507	86	Gerald DATH	1:36.571	49	66	Adrian HARRISON	5:08.870	5:10.775	1.905	
50	86	Gerald DATH	2:18.697	26	Dennis BOOTH	1:37.363	50	59	Darragh TRAPPE	5:11.037	5:12.548	1.511	
51	59	Darragh TRAPPE	2:19.321	59	Darragh TRAPPE	1:37.533	51	88	Sean McTAGGART	5:14.753	5:14.753	0.000	
52	88	Sean McTAGGART	2:20.776	143	Stephen DEGNAN	1:38.457	52	143	Stephen DEGNAN	5:18.097	5:18.097	0.000	
53	143	Stephen DEGNAN	2:23.007	88	Sean McTAGGART	1:38.807	53	54	Andy SELLARS	5:23.594	5:25.408	1.814	
54	68	Leon DONAGHY	2:24.316	68	Leon DONAGHY	1:41.604	54	46	Mark JOHNSON	5:28.900	5:28.900	0.000	
55	54	Andy SELLARS	2:24.715	54	Andy SELLARS	1:41.668	55	68	Leon DONAGHY	5:32.313	5:29.436	2.877	



BRIGGS EQUIPMENT NORTH WEST 200

SUPERSPORT

Q3: Second Qualifying

SECTOR ANALYSIS

Perfect Lap (sum of best sectors) =

4:32.696

56 46 Mark JOHNSON

2:28.011

46 Mark JOHNSON

1:42.739

68 Leon DONAGHY

1:26.393

56 96 Dom HERBERTSON 4:48.213

6:05.503 77.290

51 Rad HUGHES

1:58.393

57 51 Rad HUGHES

12:35.705



SPEED TRAP ON APPROACH TO UNIVERSITY

Class	No/Name	Fastest	Lap 1	Lap 2	Lap 3	Lap 4	Lap 5	Lap 6	Lap 7	Lap 8	Lap 9	Lap 10	Lap 11	Lap 12
SSP	47 Richard COOPER	181.5	179.1	179.5	181.5	179.5	181.0							
SSP	16 Mike BROWNE	180.5	180.0	176.7	180.0	180.5	180.5							
SSP	24 Conor CUMMINS	178.1	178.1	174.0	168.7	169.2								
SSP	1 Davey TODD	177.2	176.3	177.2	174.4	175.3								
SSP	8 Christian ELKIN	176.3	174.0	176.3	170.9	174.0								
SSP	156 Adam McLEAN	176.3	174.0	174.4	176.3	153.7								
SSP	23 Michael EVANS	175.8	172.2	175.8										
SSP	80 Barry FURBER	175.8	172.2	175.8	172.6	170.5								
SSP	111 Brian McCORMACK	175.3	175.3	173.1	172.2									
SSP	22 Paul JORDAN	175.3	172.6	175.3	172.2	173.5								
SSP	4 Ian HUTCHINSON	174.9	174.9	173.5	172.2	171.8	173.1							
SSP	36 Jonathan GOETSCHY	174.4	174.4	160.3	168.3	170.0								
SSP	89 Mark CONLIN	174.0	172.2	173.1	174.0	173.5								
SSP	97 Josh CORNER	173.5	173.5	171.3	169.6	168.7								
SSP	6 Michael DUNLOP	173.5	173.5	173.5	171.3									
SSP	76 Jacque FOLEY	173.5	170.9	173.5	167.5									
SSP	78 Emmet O'GRADY	173.1	171.3	173.1	166.7	166.2								
SSP	17 Gary McCOY	173.1	171.3	167.9	173.1									
SSP	99 Jeremy McWILLIAMS	172.6	172.2	172.6										
SSP	81 Eoin Ó SIOCHRU	172.2	172.2	171.3	172.2									
SSP	90 Craig KENNELLY	171.8	161.5	168.7	165.4	171.8								
SSP	231 Marcus SIMPSON	171.3	165.8	169.6	171.3	171.3								
SSP	9 Craig NEVE	170.9	170.0	169.6	170.9	170.9								
SSP	65 Michael SWEENEY	170.5	164.2	170.5	170.5	170.0								
SSP	57 Toby SHANN	170.5	165.0	170.5	166.2	168.7								
SSP	666 Peter HICKMAN	170.5	170.5	167.9										
SSP	96 Dom HERBERTSON	170.5	170.5	168.3										
SSP	53 Wayne BOURGEOIS	170.5	168.3	169.2	148.6	170.5								
SSP	43 Sam JOHNSON	169.6	161.9	163.0	165.8	169.6								
SSP	109 Neil KERNOHAN	169.6	169.6	164.2	167.1	164.6								
SSP	12 Kevin KEYES	169.6	169.6	168.3	169.6	166.7								
SSP	91 Graham McALEESE	169.2	169.2	154.4	167.9	165.8								
SSP	39 Allann VENTER	168.7	161.9	164.6	168.7	167.9								
SSP	145 Daniel FORBES	168.7	167.5	168.7	160.3									
SSP	384 Mauro PONCINI	167.9	167.9	166.7	167.9	167.5								
SSP	38 Paul WILLIAMS	167.5	161.1	165.0	163.4	167.5								
SSP	144 Lancelot UNNISART	167.1	160.3	167.1	165.8	151.0								
SSP	69 Yann GALLI	166.7	162.2	163.4	166.7	163.4								
SSP	66 Adrian HARRISON	166.2	164.2	165.0	163.8	166.2								
SSP	30 Julian TRUMMER	166.2	165.0	166.2	160.7									
SSP	41 Aaron SPENCE	166.2	163.0	166.2	165.0	164.6								
SSP	35 Daniel INGHAM	165.8	152.3	164.2	165.8	165.8								
SSP	56 Ryan WHITEHALL	165.4	164.6	165.4	163.8	158.1								
SSP	222 Michael GAHAN	164.6	163.8	163.8	164.6	162.6								
SSP	21 Phil STEWART	164.6	160.7	164.6	163.0	164.2								
SSP	83 Gareth ARNOLD	163.8	163.8	160.3	161.5	160.3								
SSP	86 Gerald DATH	162.6	159.6	155.1	154.1	162.6								
SSP	88 Sean McTAGGART	161.9	161.9	158.8	158.8									
SSP	68 Leon DONAGHY	161.9	161.9	156.9										
SSP	7 Julien CREGNIOT	161.1	158.4	161.1	160.7	159.2								
SSP	143 Stephen DEGNAN	161.1	159.6	153.4	161.1	152.0								
SSP	44 Don GILBERT	160.7	153.0	158.1	160.7	157.3								

SPEED TRAP
ON APPROACH TO UNIVERSITY

Class	No/Name	Fastest	Lap 1	Lap 2	Lap 3	Lap 4	Lap 5	Lap 6	Lap 7	Lap 8	Lap 9	Lap 10	Lap 11	Lap 12
SSP	26 Dennis BOOTH	159.6	155.5	158.1	155.9	159.6								
SSP	59 Darragh TRAPPE	158.8	151.6	155.5	158.1	158.8								
SSP	54 Andy SELLARS	153.4	151.6	142.0	153.4	152.7								
SSP	46 Mark JOHNSON	149.3	149.3	147.3	142.3	148.3								
SSP	51 Rad HUGHES	132.0	126.8	132.0										


BRIGGS EQUIPMENT NORTH WEST 200
SUPERSPORT
Combined Qualifying



Pos	Class	No	Name	-----Best Time / Qual Laps-----			Overall Best Time / Speed /	
				Session A	Session B		Total Qual Laps	
Qualifying Classification								
1	SSP	47	Richard COOPER	4:34.202	7	4:33.627	5	4:33.627 118.015 12
2	SSP	1	Davey TODD	4:35.017	7	4:34.304	4	4:34.304 117.723 11
3	SSP	16	Mike BROWNE	4:40.336	6	4:37.104	5	4:37.104 116.534 11
4	SSP	6	Michael DUNLOP	4:39.612	3	4:37.277	2	4:37.277 116.461 5
5	SSP	156	Adam McLEAN	4:43.241	6	4:39.101	3	4:39.101 115.700 9
6	SSP	22	Paul JORDAN	4:42.347	7	4:40.137	4	4:40.137 115.272 11
7	SSP	666	Peter HICKMAN	4:41.033	5	5:04.820	1	4:41.033 114.905 6
8	SSP	65	Michael SWEENEY	4:46.987	6	4:43.593	4	4:43.593 113.867 10
9	SSP	24	Conor CUMMINS	4:46.427	2	4:43.739	3	4:43.739 113.809 5
10	SSP	8	Christian ELKIN	4:48.850	4	4:43.988	4	4:43.988 113.709 8
11	SSP	23	Michael EVANS	4:45.157	5	4:52.626	1	4:45.157 113.243 6
12	SSP	4	Ian HUTCHINSON	4:47.213	7	4:46.114	5	4:46.114 112.864 12
13	SSP	17	Gary McCOY	4:50.178	5	4:46.520	2	4:46.520 112.704 7
14	SSP	9	Craig NEVE	4:47.316	4	4:46.731	3	4:46.731 112.621 7
15	SSP	231	Marcus SIMPSON	4:59.706	4	4:47.780	3	4:47.780 112.211 7
16	SSP	96	Dom HERBERTSON	4:47.844	5	4:55.545	1	4:47.844 112.186 6
17	SSP	99	Jeremy McWILLIAMS	4:47.910	5	5:07.682	2	4:47.910 112.160 7
18	SSP	89	Mark CONLIN	4:53.733	4	4:49.936	4	4:49.936 111.376 8
19	SSP	78	Emmet O'GRADY	4:59.090	1	4:50.098	3	4:50.098 111.314 4
20	SSP	12	Kevin KEYES	6:31.144	0	4:51.632	4	4:51.632 110.729 4
21	SSP	111	Brian McCORMACK	4:51.711	4	4:51.810	3	4:51.711 110.699 7
22	SSP	36	Jonathan GOETSCHY	4:57.174	7	4:52.289	3	4:52.289 110.480 10
23	SSP	80	Barry FURBER	5:02.451	3	4:52.505	3	4:52.505 110.398 6
24	SSP	81	Eoin Ó SIOCHRU	5:00.096	6	4:54.127	2	4:54.127 109.789 8
25	SSP	384	Mauro PONCINI	5:00.356	5	4:56.073	3	4:56.073 109.068 8
26	SSP	21	Phil STEWART	10:10.788	0	4:56.206	3	4:56.206 109.019 3
27	SSP	76	Jacque FOLEY	4:58.005	5	4:56.347	3	4:56.347 108.967 8
28	SSP	57	Toby SHANN	5:00.414	6	4:57.217	3	4:57.217 108.648 9
29	SSP	30	Julian TRUMMER	4:58.075	3	4:59.164	1	4:58.075 108.335 4
30	SSP	109	Neil KERNOHAN	5:04.200	4	4:58.120	3	4:58.120 108.319 7
31	SSP	38	Paul WILLIAMS	5:00.851	6	4:58.226	4	4:58.226 108.280 10
32	SSP	43	Sam JOHNSON	-----		4:58.345	3	4:58.345 108.237 3
33	SSP	97	Josh CORNER	5:01.492	5	4:58.379	3	4:58.379 108.225 8
34	SSP	39	Allann VENTER	5:00.178	4	4:58.920	4	4:58.920 108.029 8
35	SSP	222	Michael GAHAN	5:07.575	4	4:59.090	4	4:59.090 107.968 8
36	SSP	41	Aaron SPENCE	5:03.034	6	4:59.411	3	4:59.411 107.852 9
37	SSP	35	Daniel INGHAM	5:07.153	5	4:59.620	3	4:59.620 107.777 8
38	SSP	83	Gareth ARNOLD	5:21.668	1	4:59.776	3	4:59.776 107.720 4
39	SSP	56	Ryan WHITEHALL	5:02.552	4	5:00.198	2	5:00.198 107.569 6
40	SSP	7	Julien CREGNIOT	5:07.543	5	5:02.099	3	5:02.099 106.892 8
41	SSP	53	Wayne BOURGEOIS	5:06.939	6	5:02.203	2	5:02.203 106.855 8
42	SSP	90	Craig KENNELLY	5:12.264	6	5:03.311	3	5:03.311 106.465 9
43	SSP	44	Don GILBERT	-----		5:03.789	3	5:03.789 106.297 3
44	SSP	144	Lancelot UNNISART	5:09.809	7	5:03.953	3	5:03.953 106.240 10
45	SSP	145	Daniel FORBES	5:11.685	4	5:06.020	2	5:06.020 105.523 6
46	SSP	91	Graham McALEESE	5:12.915	5	5:06.265	3	5:06.265 105.438 8
47	SSP	69	Yann GALLI	5:08.752	5	5:06.965	3	5:06.965 105.198 8
48	SSP	86	Gerald DATH	5:09.716	4	5:07.879	3	5:07.879 104.885 7
49	SSP	26	Dennis BOOTH	5:14.861	5	5:08.867	3	5:08.867 104.550 8
50	SSP	66	Adrian HARRISON	5:12.550	5	5:10.775	3	5:10.775 103.908 8
51	SSP	59	Darragh TRAPPE	5:15.273	5	5:12.548	3	5:12.548 103.319 8
52	SSP	88	Sean McTAGGART	5:15.748	4	5:14.753	1	5:14.753 102.595 5
53	SSP	51	Rad HUGHES	5:17.324	7	7:46.659	0	5:17.324 101.763 7
54	SSP	143	Stephen DEGNAN	5:26.619	1	5:18.097	3	5:18.097 101.516 4

Provisional result to be confirmed by the Stewards of the Meeting subject to completion of technical inspections & the time limit for protests

Page 1 / 2

Circuit	The Triangle	Signed		Organising Club	Coleraine & D MC
Length(miles)	8.9700 Lap 1 (8.8300)		Chief Timekeeper		
Weather		Issued At:			
Track					




Non Qualifiers

SSP	68	Leon DONAGHY	5:32.067	0	5:29.436	0	0
SSP	46	Mark JOHNSON	5:28.520	0	5:28.900	0	0
SSP	54	Andy SELLARS	5:33.104	0	5:25.408	1	1

Provisional result to be confirmed by the Stewards of the Meeting subject to completion of technical inspections & the time limit for protests

Page 2 / 2

Circuit	The Triangle	Signed	 Chief Timekeeper	Organising Club	Coleraine & D MC
Length(miles)	8.9700 Lap 1 (8.8300)	Issued At:			
Weather					
Track					





SUPERSPORT



RACE NUMBER:

2 (THU) & 3 (SAT)

GROUP: A

[]

[]

[]

76
FOLEY

21
STEWART

384
PONCINI

ROW 9

81
O SIOCHRU

80
FURBER

36
GOETSCHY

ROW 8

111
McCORMACK

12
KEYES

78
O'GRADY

ROW 7

89
CONLIN

99
McWILLIAMS

96
HERBERTSON

ROW 6

231
SIMPSON

9
NEVE

17
McCOY

ROW 5

4
HUTCHINSON

23
EVANS

8
ELKIN

ROW 4

24
CUMMINS

65
SWEENEY

666
HICKMAN

ROW 3

22
JORDAN

156
McLEAN

6
DUNLOP

ROW 2

16
BROWNE

1
TODD

47
COOPER

ROW 1

POLE

SUPERSPORT

RACE NUMBER:

2 (THU) & 3 (SAT)

GROUP: B

[]

[]

46
JOHNSON

ROW 19

143
DEGNAN

51
HUGHES

88
McTAGGART

ROW 18

59
TRAPPE

66
HARRISON

26
BOOTH

ROW 17

86
DATH

69
GALLI

91
McALEESE

ROW 16

145
FORBES

144
UNNISART

44
GILBERT

ROW 15

90
KENNELLY

53
BOURGEAIS

7
CREGNIOT

ROW 14

56
WHITEHALL

83
ARNOLD

35
INGHAM

ROW 13

41
SPENCE

222
GAHAN

39
VENTER

ROW 12

97
CORNER

43
JOHNSON

38
WILLIAMS

ROW 11

109
KERNOHAN

30
TRUMMER

57
SHANN

ROW 10

BRIGGS EQUIPMENT NORTH WEST 200

SUPERSPORT

Race 3 - Tides Restaurant Supersport

Saturday, 11 May 2024



Pos	Class	No	Name	Machine / Sponsor	Gp	Laps	Total Time	Behind	Speed	-----Best Lap-----		
										Time	Speed	On
Race Classification												
1	SSP	1	Davey TODD	Ducati - Powertoolmate Ducati	a	6	27:29.959		117.123	4:34.999	117.426	6
2	SSP	47	Richard COOPER	Yamaha - BPE by Russell Racing	a	6	27:30.421	0.462	117.090	4:34.808	117.507	5
3	SSP	6	Michael DUNLOP	Triumph - MD Racing	a	6	27:30.720	0.761	117.069	4:34.337	117.709	6
4	SSP	16	Mike BROWNE	Yamaha - BPE by Russell Racing	a	6	27:32.612	2.653	116.935	4:35.116	117.376	5
5	SSP	24	Conor CUMMINS	Honda - Milenco by Padgett's Motorcycles	a	6	28:05.284	35.325	114.668	4:40.336	115.190	2
6	SSP	22	Paul JORDAN	Honda - Jackson Racing by Prosper2	a	6	28:05.438	35.479	114.657	4:39.240	115.642	5
7	SSP	23	Michael EVANS	Triumph - Smith Racing	a	6	28:18.683	48.724	113.763	4:41.602	114.672	3
8	SSP	99	Jeremy McWILLIAMS	Yamaha - JMcC Roofing	a	6	28:20.513	50.554	113.641	4:42.390	114.352	4
9	SSP	4	Ian HUTCHINSON	Honda - Milenco by Padgett's Motorcycles	a	6	28:29.216	59.257	113.062	4:43.102	114.065	3
10	SSP	65	Michael SWEENEY	Yamaha - EM Building	a	6	28:29.421	59.462	113.049	4:44.099	113.665	4
11	SSP	231	Marcus SIMPSON	Triumph - JPS Racing	a	6	28:29.579	59.620	113.038	4:44.298	113.585	5
12	SSP	8	Christian ELKIN	Yamaha - DynoCentre NI	a	6	28:30.369	1:00.410	112.986	4:44.446	113.526	6
13	SSP	89	Mark CONLIN	Ducati - NRG-moto.com	a	6	28:53.398	1:23.439	111.485	4:47.842	112.187	4
14	SSP	96	Dom HERBERTSON	Yamaha - Burrows by RK Racing	a	6	28:53.650	1:23.691	111.469	4:45.311	113.182	3
15	SSP	39	Allann VENTER	Honda - TH Racing	b	6	29:10.311	1:40.352	110.408	4:51.926	110.617	5
16	SSP	80	Barry FURBER	Kawasaki - Clem Davies Racing	a	6	29:14.400	1:44.441	110.150	4:50.997	110.970	6
17	SSP	78	Emmet O'GRADY	Honda - AKR Thomas Bourne Racing	a	6	29:24.751	1:54.792	109.504	4:49.986	111.357	5
18	SSP	97	Josh CORNER	Yamaha - Parker Transport	b	6	29:26.557	1:56.598	109.392	4:52.615	110.357	4
19	SSP	43	Sam JOHNSON	Suzuki	b	6	29:33.688	2:03.729	108.953	4:54.110	109.796	5
20	SSP	44	Don GILBERT	Yamaha - Gorilla Racing	b	6	29:34.000	2:04.041	108.933	4:53.636	109.973	4
21	SSP	38	Paul WILLIAMS	Triumph - Golden Site Solutions	b	6	29:35.862	2:05.903	108.819	4:54.604	109.612	4
22	SSP	222	Michael GAHAN	Yamaha - Newline Elite Racing	b	6	29:36.151	2:06.192	108.802	4:53.061	110.189	6
23	SSP	384	Mauro PONCINI	Yamaha - Delmo Racing	a	6	29:38.391	2:08.432	108.665	4:54.347	109.707	3
24	SSP	76	Jacque FOLEY	Yamaha - JF76 TPS Racing	a	6	29:42.691	2:12.732	108.402	4:55.146	109.410	2
25	SSP	35	Daniel INGHAM	Yamaha - Castings Technology	b	6	29:46.221	2:16.262	108.188	4:55.449	109.298	2
26	SSP	144	Lancelot UNNISART	Honda - Village Motos Nantes	b	6	30:04.770	2:34.811	107.076	4:56.072	109.068	3
27	SSP	53	Wayne BOURGEOIS	Yamaha - Basomba Racing	b	6	30:15.454	2:45.495	106.446	5:00.280	107.540	2
28	SSP	57	Toby SHANN	Triumph - Shann Racing	b	6	30:21.275	2:51.316	106.106	4:56.680	108.845	5
29	SSP	69	Yann GALLI	Honda - Road's Warrior	b	6	30:22.520	2:52.561	106.033	5:01.896	106.964	3
30	SSP	90	Craig KENNELLY	Ducati - Residio Racing	b	6	30:22.878	2:52.919	106.013	5:02.601	106.715	3
31	SSP	66	Adrian HARRISON	Yamaha - Brooke Built Racing	b	6	30:24.507	2:54.548	105.918	5:02.309	106.818	2
32	SSP	86	Gerald DATH	Honda	b	6	30:43.623	3:13.664	104.820	5:01.895	106.964	2
33	SSP	59	Darragh TRAPPE	Kawasaki - STS Racing by MSS	b	6	30:57.822	3:27.863	104.019	5:08.052	104.826	3
34	SSP	51	Rad HUGHES	Kawasaki - RAF Motorsports	b	6	31:06.888	3:36.929	103.513	5:09.495	104.338	6
35	SSP	26	Dennis BOOTH	Yamaha	b	6	31:07.852	3:37.893	103.460	5:06.976	105.194	4
36	SSP	7	Julien CREGNIOT	Kawasaki - Cregniot Road Racing	b	6	31:13.227	3:43.268	103.163	5:10.893	103.869	4
37	SSP	143	Stephen DEGNAN	Kawasaki	b	6	31:58.791	4:28.832	100.713	5:17.640	101.662	3

Fastest Lap

SSP	6	Michael DUNLOP	Triumph - MD Racing	4:34.337	117.709	6
-----	---	----------------	---------------------	----------	---------	---


Not Classified

DNF	SSP	9	Craig NEVE	Triumph - Bathams Racing	a	5	23:25.566		114.513	4:40.166	115.260	2
DNF	SSP	36	Jonathan GOETSCHY	Yamaha - Optimark Road Racing	a	5	24:32.435		109.313	4:52.401	110.437	2
DNF	SSP	41	Aaron SPENCE	Yamaha - WG Racing	b	5	24:40.845		108.692	4:54.221	109.754	5
DNF	SSP	83	Gareth ARNOLD	Kawasaki - Cowton Racing	b	5	24:42.180		108.594	4:52.719	110.317	5
DNF	SSP	17	Gary McCOY	Suzuki - MadBros Racing	a	4	20:08.323		106.481	4:41.770	114.604	2
DNF	SSP	666	Peter HICKMAN	Triumph - Trooper Triumph by PHR	a	2	9:27.825		112.852	4:50.594	111.124	2
DNF	SSP	145	Daniel FORBES	Suzuki - FB Racing	b	2	10:14.670		104.251	5:05.518	105.696	2
DNF	SSP	56	Ryan WHITEHALL	Yamaha - WR Racing	b	1	5:00.356		105.834			
DNF	SSP	12	Kevin KEYES	Yamaha - Daracore Racing	a	1	5:03.063		104.889			
DNF	SSP	21	Phil STEWART	Yamaha - Phil Stewart Racing	a	1	5:06.037		103.870			
DNF	SSP	88	Sean McTAGGART	Yamaha - SDM Racing	b	1	5:15.341		100.805			

No 78 +10second penalty - straight through at Mathers

Provisional result to be confirmed by the Stewards of the Meeting subject to completion of technical inspections & the time limit for protests

Page 1 / 1

Circuit	The Triangle	Signed		Organising Club	Coleraine & D MC
Length(miles)	8.9700	Lap 1 (8.8300)	Chief Timekeeper	Race Started	13:28
Weather	Sunny	Issued At:	14:05	Gp Time Diff - b	48.14
Track	Dry, 38°C				



SUPERSPORT

Race 3 - Tides Restaurant Supersport

Saturday, 11 May 2024

DETAILED SECTOR ANALYSIS

SSP

Race Classification

Position

1 1 Davey TODD
Total Time **27:29.959** Avg Speed **117.123** BehindBest Time **4:34.999** Best Speed **117.426** On **6** Gp **a**

Lap	Lap Time	Lap Speed	Sector 1	Sector 2	Sector 3	Speed Trap
1	4:32.834	116.510		1:26.583	1:05.167	172.2
2	4:36.156	116.934	2:04.318	1:27.201	1:04.637	171.3
3	4:35.220	117.332	2:04.603	1:25.990	1:04.627	171.3
4	4:35.504	117.211	2:04.129	1:26.624	1:04.751	174.0
5	4:35.246	117.321	2:03.515	1:26.313	1:05.418	171.8
6	4:34.999	117.426	2:04.714	1:25.865	1:04.420	168.7
<i>Ideal</i>	<i>4:33.800</i>	<i>117.940</i>	<i>2:03.515</i>	<i>1:25.865</i>	<i>1:04.420</i>	<i>174.0</i>

2 47 Richard COOPER
Total Time **27:30.421** Avg Speed **117.090** Behind **0.462**Best Time **4:34.808** Best Speed **117.507** On **5** Gp **a**

Lap	Lap Time	Lap Speed	Sector 1	Sector 2	Sector 3	Speed Trap
1	4:33.830	116.087		1:26.624	1:05.729	178.1
2	4:35.511	117.208	2:04.232	1:25.990	1:05.289	171.8
3	4:35.293	117.300	2:03.916	1:25.842	1:05.535	174.0
4	4:35.392	117.258	2:03.866	1:26.659	1:04.867	171.8
5	4:34.808	117.507	2:03.748	1:25.278	1:05.782	177.7
6	4:35.587	117.175	2:04.969	1:25.962	1:04.656	168.7
<i>Ideal</i>	<i>4:33.682</i>	<i>117.991</i>	<i>2:03.748</i>	<i>1:25.278</i>	<i>1:04.656</i>	<i>178.1</i>

3 6 Michael DUNLOP
Total Time **27:30.720** Avg Speed **117.069** Behind **0.761**Best Time **4:34.337** Best Speed **117.709** On **6** Gp **a**

Lap	Lap Time	Lap Speed	Sector 1	Sector 2	Sector 3	Speed Trap
1	4:34.062	115.988		1:26.416	1:05.710	176.7
2	4:36.282	116.881	2:05.377	1:25.900	1:05.005	174.9
3	4:35.473	117.224	2:04.936	1:25.736	1:04.801	173.1
4	4:35.593	117.173	2:04.584	1:26.230	1:04.779	172.2
5	4:34.973	117.437	2:03.756	1:26.817	1:04.400	176.3
6	4:34.337	117.709	2:04.654	1:25.212	1:04.471	175.3
<i>Ideal</i>	<i>4:33.368</i>	<i>118.126</i>	<i>2:03.756</i>	<i>1:25.212</i>	<i>1:04.400</i>	<i>176.7</i>

Race Classification

Position

4 16 Mike BROWNE
Total Time **27:32.612** Avg Speed **116.935** Behind **2.653**Best Time **4:35.116** Best Speed **117.376** On **5** Gp **a**

Lap	Lap Time	Lap Speed	Sector 1	Sector 2	Sector 3	Speed Trap
1	4:33.641	116.167		1:26.594	1:05.723	174.4
2	4:36.418	116.823	2:04.937	1:26.212	1:05.269	173.5
3	4:35.561	117.186	2:04.310	1:26.316	1:04.935	178.6
4	4:35.561	117.186	2:04.469	1:26.146	1:04.946	176.3
5	4:35.116	117.376	2:04.167	1:26.073	1:04.876	175.8
6	4:36.315	116.867	2:04.485	1:25.871	1:05.959	177.2
<i>Ideal</i>	<i>4:34.914</i>	<i>117.462</i>	<i>2:04.167</i>	<i>1:25.871</i>	<i>1:04.876</i>	<i>178.6</i>

5 24 Conor CUMMINS
Total Time **28:05.284** Avg Speed **114.668** Behind **35.325**Best Time **4:40.336** Best Speed **115.190** On **2** Gp **a**

Lap	Lap Time	Lap Speed	Sector 1	Sector 2	Sector 3	Speed Trap
1	4:38.056	114.322		1:27.220	1:06.225	174.4
2	4:40.336	115.190	2:06.722	1:27.888	1:05.726	173.1
3	4:41.034	114.904	2:07.243	1:28.026	1:05.765	167.9
4	4:41.454	114.733	2:07.518	1:27.969	1:05.967	166.7
5	4:42.279	114.397	2:07.401	1:27.812	1:07.066	167.1
6	4:42.125	114.460	2:07.785	1:27.932	1:06.408	164.6
<i>Ideal</i>	<i>4:39.668</i>	<i>115.465</i>	<i>2:06.722</i>	<i>1:27.220</i>	<i>1:05.726</i>	<i>174.4</i>

6 22 Paul JORDAN
Total Time **28:05.438** Avg Speed **114.657** Behind **35.479**Best Time **4:39.240** Best Speed **115.642** On **5** Gp **a**

Lap	Lap Time	Lap Speed	Sector 1	Sector 2	Sector 3	Speed Trap
1	4:42.424	112.554		1:31.123	1:07.098	169.2
2	4:42.497	114.309	2:07.017	1:28.160	1:07.320	170.5
3	4:39.721	115.444	2:06.311	1:27.282	1:06.128	168.7
4	4:39.547	115.515	2:06.616	1:27.076	1:05.855	167.9
5	4:39.240	115.642	2:06.124	1:27.279	1:05.837	168.3
6	4:42.009	114.507	2:07.809	1:28.099	1:06.101	165.4
<i>Ideal</i>	<i>4:39.037</i>	<i>115.727</i>	<i>2:06.124</i>	<i>1:27.076</i>	<i>1:05.837</i>	<i>170.5</i>

SUPERSPORT

Race 3 - Tides Restaurant Supersport

Saturday, 11 May 2024

DETAILED SECTOR ANALYSIS

Race Classification

Position

7 **23 Michael EVANS**

Total Time **28:18.683** Avg Speed **113.763** Behind **48.724**

Best Time **4:41.602** Best Speed **114.672** On **3** Gp **a**

Lap	Lap Time	Lap Speed	Sector 1	Sector 2	Sector 3	Speed Trap
1	4:43.862	111.984		1:27.326	1:09.176	171.3
2	4:42.097	114.471	2:07.314	1:27.900	1:06.883	171.8
3	4:41.602	114.672	2:06.993	1:27.771	1:06.838	172.2
4	4:42.278	114.398	2:07.277	1:28.266	1:06.735	169.2
5	4:44.161	113.640	2:09.021	1:28.088	1:07.052	164.2
6	4:44.683	113.431	2:09.789	1:28.513	1:06.381	162.2
<i>Ideal</i>	<i>4:40.700</i>	<i>115.041</i>	<i>2:06.993</i>	<i>1:27.326</i>	<i>1:06.381</i>	<i>172.2</i>

Race Classification

Position

10 **65 Michael SWEENEY**

Total Time **28:29.421** Avg Speed **113.049** Behind **59.462**

Best Time **4:44.099** Best Speed **113.665** On **4** Gp **a**

Lap	Lap Time	Lap Speed	Sector 1	Sector 2	Sector 3	Speed Trap
1	4:42.836	112.390		1:28.651	1:07.918	170.9
2	4:45.560	113.083	2:09.441	1:28.200	1:07.919	164.2
3	4:46.640	112.657	2:10.885	1:28.729	1:07.026	163.0
4	4:44.099	113.665	2:08.637	1:28.057	1:07.405	164.2
5	4:45.924	112.939	2:10.263	1:28.227	1:07.434	160.7
6	4:44.362	113.559	2:09.841	1:27.796	1:06.725	163.8
<i>Ideal</i>	<i>4:43.158</i>	<i>114.042</i>	<i>2:08.637</i>	<i>1:27.796</i>	<i>1:06.725</i>	<i>170.9</i>

8 **99 Jeremy McWILLIAMS**

Total Time **28:20.513** Avg Speed **113.641** Behind **50.554**

Best Time **4:42.390** Best Speed **114.352** On **4** Gp **a**

Lap	Lap Time	Lap Speed	Sector 1	Sector 2	Sector 3	Speed Trap
1	4:40.363	113.382		1:27.205	1:07.241	171.3
2	4:44.366	113.558	2:08.471	1:28.561	1:07.334	168.7
3	4:43.203	114.024	2:07.681	1:28.647	1:06.875	174.9
4	4:42.390	114.352	2:07.806	1:27.942	1:06.642	174.4
5	4:43.822	113.776	2:08.013	1:28.813	1:06.996	169.2
6	4:46.369	112.764	2:09.225	1:29.397	1:07.747	167.5
<i>Ideal</i>	<i>4:41.528</i>	<i>114.703</i>	<i>2:07.681</i>	<i>1:27.205</i>	<i>1:06.642</i>	<i>174.9</i>

11 **231 Marcus SIMPSON**

Total Time **28:29.579** Avg Speed **113.038** Behind **59.620**

Best Time **4:44.298** Best Speed **113.585** On **5** Gp **a**

Lap	Lap Time	Lap Speed	Sector 1	Sector 2	Sector 3	Speed Trap
1	4:44.296	111.813		1:28.856	1:06.993	168.3
2	4:44.428	113.533	2:07.687	1:29.026	1:07.715	172.2
3	4:44.721	113.416	2:08.696	1:28.581	1:07.444	164.6
4	4:47.525	112.310	2:09.035	1:29.688	1:08.802	161.9
5	4:44.298	113.585	2:09.214	1:28.007	1:07.077	164.2
6	4:44.311	113.580	2:08.988	1:28.711	1:06.612	163.4
<i>Ideal</i>	<i>4:42.306</i>	<i>114.387</i>	<i>2:07.687</i>	<i>1:28.007</i>	<i>1:06.612</i>	<i>172.2</i>

9 **4 Ian HUTCHINSON**

Total Time **28:29.216** Avg Speed **113.062** Behind **59.257**

Best Time **4:43.102** Best Speed **114.065** On **3** Gp **a**

Lap	Lap Time	Lap Speed	Sector 1	Sector 2	Sector 3	Speed Trap
1	4:40.857	113.182		1:28.173	1:07.511	172.2
2	4:43.403	113.944	2:07.725	1:28.602	1:07.076	172.6
3	4:43.102	114.065	2:07.499	1:28.358	1:07.245	167.1
4	4:45.976	112.919	2:08.185	1:29.278	1:08.513	171.8
5	4:48.319	112.001	2:10.723	1:29.396	1:08.200	165.0
6	4:47.559	112.297	2:10.051	1:29.576	1:07.932	165.0
<i>Ideal</i>	<i>4:42.748</i>	<i>114.208</i>	<i>2:07.499</i>	<i>1:28.173</i>	<i>1:07.076</i>	<i>172.6</i>

12 **8 Christian ELKIN**

Total Time **28:30.369** Avg Speed **112.986** Behind **1:00.410**

Best Time **4:44.446** Best Speed **113.526** On **6** Gp **a**

Lap	Lap Time	Lap Speed	Sector 1	Sector 2	Sector 3	Speed Trap
1	4:42.193	112.646		1:28.228	1:06.983	173.1
2	4:45.958	112.926	2:08.530	1:29.480	1:07.948	171.3
3	4:46.317	112.784	2:09.763	1:29.357	1:07.197	163.0
4	4:45.841	112.972	2:08.842	1:29.357	1:07.642	163.4
5	4:45.614	113.062	2:09.509	1:29.224	1:06.881	164.6
6	4:44.446	113.526	2:08.700	1:29.039	1:06.707	164.2
<i>Ideal</i>	<i>4:43.465</i>	<i>113.919</i>	<i>2:08.530</i>	<i>1:28.228</i>	<i>1:06.707</i>	<i>173.1</i>

SUPERSPORT

Race 3 - Tides Restaurant Supersport

Saturday, 11 May 2024

DETAILED SECTOR ANALYSIS

Race Classification

Position

13 89 Mark CONLIN

Total Time **28:53.398** Avg Speed **111.485** Behind **1:23.439**

Best Time **4:47.842** Best Speed **112.187** On **4** Gp **a**

Lap	Lap Time	Lap Speed	Sector 1	Sector 2	Sector 3	Speed Trap
1	4:51.732	108.963		1:33.128	1:09.051	168.3
2	4:48.609	111.888	2:10.107	1:29.967	1:08.535	175.3
3	4:48.010	112.121	2:09.911	1:29.518	1:08.581	173.1
4	4:47.842	112.187	2:09.992	1:29.327	1:08.523	169.6
5	4:48.685	111.859	2:10.161	1:29.463	1:09.061	170.9
6	4:48.520	111.923	2:10.374	1:29.584	1:08.562	171.3
<i>Ideal</i>	<i>4:47.761</i>	<i>112.218</i>	<i>2:09.911</i>	<i>1:29.327</i>	<i>1:08.523</i>	<i>175.3</i>

14 96 Dom HERBERTSON

Total Time **28:53.650** Avg Speed **111.469** Behind **1:23.691**

Best Time **4:45.311** Best Speed **113.182** On **3** Gp **a**

Lap	Lap Time	Lap Speed	Sector 1	Sector 2	Sector 3	Speed Trap
1	4:51.085	109.205		1:34.035	1:07.312	167.1
2	4:46.759	112.610	2:10.329	1:30.008	1:06.422	161.1
3	4:45.311	113.182	2:09.466	1:29.425	1:06.420	163.4
4	4:50.915	111.001	2:08.958	1:33.495	1:08.462	160.7
5	4:46.236	112.816	2:09.969	1:29.721	1:06.546	159.9
6	4:53.344	110.082	2:09.421	1:35.415	1:08.508	160.3
<i>Ideal</i>	<i>4:44.803</i>	<i>113.384</i>	<i>2:08.958</i>	<i>1:29.425</i>	<i>1:06.420</i>	<i>167.1</i>

15 39 Allann VENTER

Total Time **29:10.311** Avg Speed **110.408** Behind **1:40.352**

Best Time **4:51.926** Best Speed **110.617** On **5** Gp **b**

Lap	Lap Time	Lap Speed	Sector 1	Sector 2	Sector 3	Speed Trap
1	4:49.280	109.887		1:30.554	1:09.323	161.5
2	4:52.264	110.489	2:11.805	1:31.269	1:09.190	164.2
3	4:52.206	110.511	2:12.206	1:31.288	1:08.712	163.4
4	4:52.414	110.432	2:11.717	1:31.483	1:09.214	162.6
5	4:51.926	110.617	2:12.087	1:31.064	1:08.775	161.5
6	4:52.221	110.505	2:12.752	1:30.645	1:08.824	146.4
<i>Ideal</i>	<i>4:50.983</i>	<i>110.976</i>	<i>2:11.717</i>	<i>1:30.554</i>	<i>1:08.712</i>	<i>164.2</i>

Race Classification

Position

16 80 Barry FURBER

Total Time **29:14.400** Avg Speed **110.150** Behind **1:44.441**

Best Time **4:50.997** Best Speed **110.970** On **6** Gp **a**

Lap	Lap Time	Lap Speed	Sector 1	Sector 2	Sector 3	Speed Trap
1	4:48.799	110.070		1:29.860	1:08.853	174.9
2	4:54.091	109.803	2:12.875	1:31.711	1:09.505	166.7
3	4:55.966	109.107	2:10.657	1:35.362	1:09.947	168.7
4	4:52.549	110.382	2:11.560	1:31.501	1:09.488	163.8
5	4:51.998	110.590	2:12.106	1:30.659	1:09.233	163.0
6	4:50.997	110.970	2:11.567	1:30.733	1:08.697	161.5
<i>Ideal</i>	<i>4:49.214</i>	<i>111.654</i>	<i>2:10.657</i>	<i>1:29.860</i>	<i>1:08.697</i>	<i>174.9</i>

17 78 Emmet O'GRADY

Total Time **29:24.751** Avg Speed **109.504** Behind **1:54.792**

Best Time **4:49.986** Best Speed **111.357** On **5** Gp **a**

Lap	Lap Time	Lap Speed	Sector 1	Sector 2	Sector 3	Speed Trap
1	4:54.769	107.840		1:31.241	1:09.463	159.2
2	4:53.318	110.092	2:11.813	1:31.988	1:09.517	165.8
3	4:53.817	109.905	2:12.540	1:32.062	1:09.215	163.8
4	4:52.189	110.518	2:12.343	1:31.351	1:08.495	162.2
5	4:49.986	111.357	2:11.118	1:30.792	1:08.076	164.2
6	4:50.672	111.094	2:11.241	1:30.736	1:08.695	156.9
<i>Ideal</i>	<i>4:49.930</i>	<i>111.379</i>	<i>2:11.118</i>	<i>1:30.736</i>	<i>1:08.076</i>	<i>165.8</i>

18 97 Josh CORNER

Total Time **29:26.557** Avg Speed **109.392** Behind **1:56.598**

Best Time **4:52.615** Best Speed **110.357** On **4** Gp **b**

Lap	Lap Time	Lap Speed	Sector 1	Sector 2	Sector 3	Speed Trap
1	4:56.574	107.184		1:36.047	1:10.009	165.8
2	4:52.992	110.215	2:11.287	1:32.227	1:09.478	167.1
3	4:53.350	110.080	2:12.573	1:31.791	1:08.986	163.8
4	4:52.615	110.357	2:12.636	1:30.992	1:08.987	160.3
5	4:55.222	109.382	2:13.584	1:31.616	1:10.022	154.8
6	4:55.804	109.167	2:13.795	1:32.418	1:09.591	158.1
<i>Ideal</i>	<i>4:51.265</i>	<i>110.868</i>	<i>2:11.287</i>	<i>1:30.992</i>	<i>1:08.986</i>	<i>167.1</i>

SUPERSPORT

Race 3 - Tides Restaurant Supersport

Saturday, 11 May 2024

DETAILED SECTOR ANALYSIS

Race Classification

Position

19 43 Sam JOHNSON

Total Time **29:33.688** Avg Speed **108.953** Behind **2:03.729**

Best Time **4:54.110** Best Speed **109.796** On **5** Gp **b**

Lap	Lap Time	Lap Speed	Sector 1	Sector 2	Sector 3	Speed Trap
1	4:59.389	106.176		1:36.093	1:09.971	158.1
2	4:55.417	109.310	2:13.105	1:32.082	1:10.230	167.1
3	4:55.279	109.361	2:13.200	1:32.155	1:09.924	167.9
4	4:54.402	109.687	2:13.603	1:31.599	1:09.200	163.0
5	4:54.110	109.796	2:12.642	1:31.743	1:09.725	166.7
6	4:55.091	109.431	2:13.818	1:31.919	1:09.354	161.9
<i>Ideal</i>	<i>4:53.441</i>	<i>110.046</i>	<i>2:12.642</i>	<i>1:31.599</i>	<i>1:09.200</i>	<i>167.9</i>

Race Classification

Position

22 222 Michael GAHAN

Total Time **29:36.151** Avg Speed **108.802** Behind **2:06.192**

Best Time **4:53.061** Best Speed **110.189** On **6** Gp **b**

Lap	Lap Time	Lap Speed	Sector 1	Sector 2	Sector 3	Speed Trap
1	5:02.421	105.112		1:37.580	1:11.155	139.4
2	4:55.953	109.112	2:14.288	1:32.230	1:09.435	162.6
3	4:55.526	109.270	2:13.876	1:32.203	1:09.447	160.7
4	4:54.418	109.681	2:13.420	1:31.856	1:09.142	159.2
5	4:54.772	109.549	2:13.198	1:32.096	1:09.478	160.3
6	4:53.061	110.189	2:12.643	1:31.166	1:09.252	159.9
<i>Ideal</i>	<i>4:52.951</i>	<i>110.230</i>	<i>2:12.643</i>	<i>1:31.166</i>	<i>1:09.142</i>	<i>162.6</i>

20 44 Don GILBERT

Total Time **29:34.000** Avg Speed **108.933** Behind **2:04.041**

Best Time **4:53.636** Best Speed **109.973** On **4** Gp **b**

Lap	Lap Time	Lap Speed	Sector 1	Sector 2	Sector 3	Speed Trap
1	4:57.675	106.788		1:32.257	1:10.567	137.4
2	4:57.814	108.430	2:14.285	1:32.376	1:11.153	160.7
3	4:55.011	109.460	2:12.426	1:31.882	1:10.703	164.6
4	4:53.636	109.973	2:12.843	1:31.375	1:09.418	163.8
5	4:54.034	109.824	2:12.446	1:31.721	1:09.867	162.6
6	4:55.830	109.157	2:14.024	1:31.617	1:10.189	157.3
<i>Ideal</i>	<i>4:53.219</i>	<i>110.129</i>	<i>2:12.426</i>	<i>1:31.375</i>	<i>1:09.418</i>	<i>164.6</i>

23 384 Mauro PONCINI

Total Time **29:38.391** Avg Speed **108.665** Behind **2:08.432**

Best Time **4:54.347** Best Speed **109.707** On **3** Gp **a**

Lap	Lap Time	Lap Speed	Sector 1	Sector 2	Sector 3	Speed Trap
1	4:55.626	107.528		1:32.262	1:09.737	163.8
2	4:58.249	108.272	2:16.469	1:32.395	1:09.385	163.8
3	4:54.347	109.707	2:13.495	1:32.613	1:08.239	161.9
4	4:57.912	108.394	2:12.042	1:37.188	1:08.682	160.3
5	4:56.586	108.879	2:14.087	1:33.905	1:08.594	156.9
6	4:55.671	109.216	2:14.209	1:32.475	1:08.987	152.7
<i>Ideal</i>	<i>4:52.543</i>	<i>110.384</i>	<i>2:12.042</i>	<i>1:32.262</i>	<i>1:08.239</i>	<i>163.8</i>

21 38 Paul WILLIAMS

Total Time **29:35.862** Avg Speed **108.819** Behind **2:05.903**

Best Time **4:54.604** Best Speed **109.612** On **4** Gp **b**

Lap	Lap Time	Lap Speed	Sector 1	Sector 2	Sector 3	Speed Trap
1	4:52.884	108.534		1:31.574	1:09.711	163.4
2	4:58.002	108.362	2:14.446	1:33.377	1:10.179	164.2
3	4:57.487	108.549	2:14.121	1:32.452	1:10.914	161.5
4	4:54.604	109.612	2:13.565	1:31.926	1:09.113	161.5
5	4:57.280	108.625	2:14.591	1:32.919	1:09.770	159.9
6	4:55.605	109.240	2:13.643	1:32.423	1:09.539	162.6
<i>Ideal</i>	<i>4:54.252</i>	<i>109.743</i>	<i>2:13.565</i>	<i>1:31.574</i>	<i>1:09.113</i>	<i>164.2</i>

24 76 Jacque FOLEY

Total Time **29:42.691** Avg Speed **108.402** Behind **2:12.732**

Best Time **4:55.146** Best Speed **109.410** On **2** Gp **a**

Lap	Lap Time	Lap Speed	Sector 1	Sector 2	Sector 3	Speed Trap
1	4:53.183	108.424		1:31.807	1:08.699	161.5
2	4:55.146	109.410	2:13.226	1:32.984	1:08.936	156.2
3	4:57.597	108.509	2:15.081	1:33.154	1:09.362	154.8
4	4:59.170	107.939	2:14.948	1:33.955	1:10.267	152.0
5	4:59.321	107.884	2:14.718	1:34.671	1:09.932	159.6
6	4:58.274	108.263	2:14.491	1:33.209	1:10.574	152.0
<i>Ideal</i>	<i>4:53.732</i>	<i>109.937</i>	<i>2:13.226</i>	<i>1:31.807</i>	<i>1:08.699</i>	<i>161.5</i>

SUPERSPORT

Race 3 - Tides Restaurant Supersport

Saturday, 11 May 2024

DETAILED SECTOR ANALYSIS

Race Classification

Position

25 35 Daniel INGHAM

Total Time **29:46.221** Avg Speed **108.188** Behind **2:16.262**

Best Time **4:55.449** Best Speed **109.298** On **2** Gp **b**

Lap	Lap Time	Lap Speed	Sector 1	Sector 2	Sector 3	Speed Trap
1	5:01.672	105.373		1:34.067	1:11.334	148.0
2	4:55.449	109.298	2:13.278	1:32.315	1:09.856	164.2
3	4:56.125	109.049	2:13.533	1:32.204	1:10.388	163.4
4	4:57.529	108.534	2:14.856	1:32.257	1:10.416	165.0
5	4:55.466	109.292	2:13.016	1:32.180	1:10.270	163.8
6	4:59.980	107.647	2:15.744	1:33.364	1:10.872	159.2
<i>Ideal</i>	<i>4:55.052</i>	<i>109.445</i>	<i>2:13.016</i>	<i>1:32.180</i>	<i>1:09.856</i>	<i>165.0</i>

Race Classification

Position

28 57 Toby SHANN

Total Time **30:21.275** Avg Speed **106.106** Behind **2:51.316**

Best Time **4:56.680** Best Speed **108.845** On **5** Gp **b**

Lap	Lap Time	Lap Speed	Sector 1	Sector 2	Sector 3	Speed Trap
1	4:51.256	109.141		1:32.054	1:09.099	162.2
2	5:35.487	96.254	2:13.700	2:11.528	1:10.259	161.1
3	4:58.510	108.177	2:14.705	1:33.826	1:09.979	162.2
4	4:57.722	108.464	2:14.699	1:32.773	1:10.250	158.1
5	4:56.680	108.845	2:13.878	1:31.738	1:11.064	159.2
6	5:01.620	107.062	2:15.724	1:34.297	1:11.599	156.9
<i>Ideal</i>	<i>4:54.537</i>	<i>109.636</i>	<i>2:13.700</i>	<i>1:31.738</i>	<i>1:09.099</i>	<i>162.2</i>

26 144 Lancelot UNNISART

Total Time **30:04.770** Avg Speed **107.076** Behind **2:34.811**

Best Time **4:56.072** Best Speed **109.068** On **3** Gp **b**

Lap	Lap Time	Lap Speed	Sector 1	Sector 2	Sector 3	Speed Trap
1	4:59.195	106.245		1:34.229	1:10.164	154.8
2	5:00.707	107.387	2:14.929	1:33.477	1:12.301	163.0
3	4:56.072	109.068	2:13.541	1:33.083	1:09.448	162.6
4	4:59.713	107.743	2:15.678	1:34.420	1:09.615	159.2
5	5:02.390	106.789	2:15.750	1:35.560	1:11.080	157.3
6	5:06.693	105.291	2:19.114	1:36.274	1:11.305	149.6
<i>Ideal</i>	<i>4:56.072</i>	<i>109.068</i>	<i>2:13.541</i>	<i>1:33.083</i>	<i>1:09.448</i>	<i>163.0</i>

29 69 Yann GALLI

Total Time **30:22.520** Avg Speed **106.033** Behind **2:52.561**

Best Time **5:01.896** Best Speed **106.964** On **3** Gp **b**

Lap	Lap Time	Lap Speed	Sector 1	Sector 2	Sector 3	Speed Trap
1	5:05.421	104.079		1:34.093	1:12.120	165.0
2	5:02.483	106.756	2:16.397	1:35.004	1:11.082	161.1
3	5:01.896	106.964	2:16.308	1:34.339	1:11.249	161.9
4	5:02.930	106.599	2:17.447	1:34.438	1:11.045	157.7
5	5:02.518	106.744	2:15.892	1:35.024	1:11.602	158.1
6	5:07.272	105.093	2:17.382	1:36.423	1:13.467	154.4
<i>Ideal</i>	<i>5:01.030</i>	<i>107.272</i>	<i>2:15.892</i>	<i>1:34.093</i>	<i>1:11.045</i>	<i>165.0</i>

27 53 Wayne BOURGSAIS

Total Time **30:15.454** Avg Speed **106.446** Behind **2:45.495**

Best Time **5:00.280** Best Speed **107.540** On **2** Gp **b**

Lap	Lap Time	Lap Speed	Sector 1	Sector 2	Sector 3	Speed Trap
1	5:06.730	103.635		1:37.765	1:12.620	151.3
2	5:00.280	107.540	2:14.679	1:33.643	1:11.958	167.5
3	5:03.011	106.570	2:14.981	1:32.522	1:15.508	165.4
4	5:01.170	107.222	2:15.989	1:33.255	1:11.926	163.8
5	5:03.234	106.492	2:15.368	1:36.820	1:11.046	163.0
6	5:01.029	107.272	2:15.347	1:34.200	1:11.482	161.1
<i>Ideal</i>	<i>4:58.247</i>	<i>108.273</i>	<i>2:14.679</i>	<i>1:32.522</i>	<i>1:11.046</i>	<i>167.5</i>

30 90 Craig KENNELLY

Total Time **30:22.878** Avg Speed **106.013** Behind **2:52.919**

Best Time **5:02.601** Best Speed **106.715** On **3** Gp **b**

Lap	Lap Time	Lap Speed	Sector 1	Sector 2	Sector 3	Speed Trap
1	5:05.882	103.922		1:34.084	1:12.989	166.7
2	5:03.367	106.445	2:17.087	1:34.236	1:12.044	156.9
3	5:02.601	106.715	2:16.814	1:34.041	1:11.746	168.3
4	5:03.672	106.338	2:17.067	1:34.807	1:11.798	159.6
5	5:04.042	106.209	2:17.697	1:34.209	1:12.136	166.7
6	5:03.314	106.464	2:17.239	1:33.838	1:12.237	0.0
<i>Ideal</i>	<i>5:02.398</i>	<i>106.786</i>	<i>2:16.814</i>	<i>1:33.838</i>	<i>1:11.746</i>	<i>168.3</i>

SUPERSPORT

Race 3 - Tides Restaurant Supersport

Saturday, 11 May 2024

DETAILED SECTOR ANALYSIS

Race Classification

Position

31 **66 Adrian HARRISON**
 Total Time **30:24.507** Avg Speed **105.918** Behind **2:54.548**
 Best Time **5:02.309** Best Speed **106.818** On **2** Gp **b**

Lap	Lap Time	Lap Speed	Sector 1	Sector 2	Sector 3	Speed Trap
1	5:07.536	103.364		1:34.421	1:12.996	162.6
2	5:02.309	106.818	2:15.929	1:34.378	1:12.002	163.4
3	5:02.701	106.680	2:16.669	1:33.917	1:12.115	164.6
4	5:03.719	106.322	2:17.003	1:34.508	1:12.208	159.9
5	5:02.690	106.683	2:16.293	1:34.219	1:12.178	162.6
6	5:05.552	105.684	2:17.396	1:34.936	1:13.220	157.7
<i>Ideal</i>	<i>5:01.848</i>	<i>106.981</i>	<i>2:15.929</i>	<i>1:33.917</i>	<i>1:12.002</i>	<i>164.6</i>

32 86 Gerald DATH

Total Time **30:43.623** Avg Speed **104.820** Behind **3:13.664**
 Best Time **5:01.895** Best Speed **106.964** On **2** Gp **b**

Lap	Lap Time	Lap Speed	Sector 1	Sector 2	Sector 3	Speed Trap
1	5:02.672	105.025		1:35.369	1:12.159	157.7
2	5:01.895	106.964	2:16.740	1:34.627	1:10.528	152.3
3	5:04.328	106.109	2:18.137	1:35.093	1:11.098	152.3
4	5:08.973	104.514	2:20.163	1:36.363	1:12.447	152.0
5	5:10.549	103.984	2:21.734	1:36.193	1:12.622	152.3
6	5:15.206	102.447	2:21.141	1:38.062	1:16.003	145.7
<i>Ideal</i>	<i>5:01.895</i>	<i>106.964</i>	<i>2:16.740</i>	<i>1:34.627</i>	<i>1:10.528</i>	<i>157.7</i>

33 59 Darragh TRAPPE

Total Time **30:57.822** Avg Speed **104.019** Behind **3:27.863**
 Best Time **5:08.052** Best Speed **104.826** On **3** Gp **b**

Lap	Lap Time	Lap Speed	Sector 1	Sector 2	Sector 3	Speed Trap
1	5:13.577	101.372		1:37.450	1:13.894	160.7
2	5:10.400	104.034	2:20.188	1:36.482	1:13.730	154.1
3	5:08.052	104.826	2:19.104	1:35.969	1:12.979	158.8
4	5:08.543	104.660	2:19.561	1:35.266	1:13.716	151.3
5	5:08.698	104.607	2:20.120	1:35.499	1:13.079	150.3
6	5:08.552	104.657	2:18.954	1:36.020	1:13.578	149.0
<i>Ideal</i>	<i>5:07.199</i>	<i>105.118</i>	<i>2:18.954</i>	<i>1:35.266</i>	<i>1:12.979</i>	<i>160.7</i>

Race Classification

Position

34 **51 Rad HUGHES**
 Total Time **31:06.888** Avg Speed **103.513** Behind **3:36.929**
 Best Time **5:09.495** Best Speed **104.338** On **6** Gp **b**

Lap	Lap Time	Lap Speed	Sector 1	Sector 2	Sector 3	Speed Trap	
1	5:10.857	102.259			1:35.720	1:13.222	167.5
2	5:10.043	104.153	2:19.750	1:37.572	1:12.721	161.5	
3	5:10.202	104.100	2:20.569	1:36.822	1:12.811	155.5	
4	5:11.603	103.632	2:22.375	1:36.296	1:12.932	157.3	
5	5:14.688	102.616	2:21.510	1:40.530	1:12.648	156.6	
6	5:09.495	104.338	2:20.019	1:36.643	1:12.833	155.9	
<i>Ideal</i>	<i>5:08.118</i>	<i>104.804</i>	<i>2:19.750</i>	<i>1:35.720</i>	<i>1:12.648</i>	<i>167.5</i>	

35 26 Dennis BOOOTH

Total Time **31:07.852** Avg Speed **103.460** Behind **3:37.893**
 Best Time **5:06.976** Best Speed **105.194** On **4** Gp **b**

Lap	Lap Time	Lap Speed	Sector 1	Sector 2	Sector 3	Speed Trap
1	5:18.299	99.868		1:39.409	1:15.372	156.2
2	5:11.968	103.511	2:20.050	1:38.850	1:13.068	155.5
3	5:08.512	104.670	2:19.208	1:36.863	1:12.441	154.1
4	5:06.976	105.194	2:18.810	1:36.060	1:12.106	152.3
5	5:08.183	104.782	2:19.181	1:36.667	1:12.335	157.7
6	5:13.914	102.869	2:20.802	1:38.516	1:14.596	152.7
<i>Ideal</i>	<i>5:06.976</i>	<i>105.194</i>	<i>2:18.810</i>	<i>1:36.060</i>	<i>1:12.106</i>	<i>157.7</i>

36 7 Julien CREGNIOT

Total Time **31:13.227** Avg Speed **103.163** Behind **3:43.268**
 Best Time **5:10.893** Best Speed **103.869** On **4** Gp **b**

Lap	Lap Time	Lap Speed	Sector 1	Sector 2	Sector 3	Speed Trap	
1	5:09.789	102.612			1:37.367	1:12.837	157.7
2	5:11.489	103.670	2:19.388	1:39.391	1:12.710	148.0	
3	5:12.059	103.480	2:20.785	1:39.148	1:12.126	152.3	
4	5:10.893	103.869	2:20.684	1:38.409	1:11.800	148.3	
5	5:12.346	103.385	2:20.300	1:39.589	1:12.457	149.0	
6	5:16.651	101.980	2:22.817	1:40.162	1:13.672	147.3	
<i>Ideal</i>	<i>5:08.555</i>	<i>104.656</i>	<i>2:19.388</i>	<i>1:37.367</i>	<i>1:11.800</i>	<i>157.7</i>	

SUPERSPORT

Race 3 - Tides Restaurant Supersport

Saturday, 11 May 2024

DETAILED SECTOR ANALYSIS

Race Classification

Position

37 143 Stephen DEGNAN

Total Time **31:58.791** Avg Speed **100.713** Behind **4:28.832**

Best Time **5:17.640** Best Speed **101.662** On **3** Gp **b**

Lap	Lap Time	Lap Speed	Sector 1	Sector 2	Sector 3	Speed Trap
1	5:20.142	99.293		1:37.356	1:17.941	157.7
2	5:18.614	101.351	2:23.971	1:38.128	1:16.515	152.0
3	5:17.640	101.662	2:24.572	1:37.409	1:15.659	152.0
4	5:18.587	101.360	2:25.156	1:37.201	1:16.230	150.0
5	5:21.526	100.434	2:25.983	1:38.767	1:16.776	145.7
6	5:22.282	100.198	2:24.533	1:39.583	1:18.166	149.0
<i>Ideal</i>	<i>5:16.831</i>	<i>101.922</i>	<i>2:23.971</i>	<i>1:37.201</i>	<i>1:15.659</i>	<i>157.7</i>

Not Classified

Position

DNF 9 Craig NEVE

Total Time **23:25.566** Avg Speed **114.513** Behind

Best Time **4:40.166** Best Speed **115.260** On **2** Gp **a**

Lap	Lap Time	Lap Speed	Sector 1	Sector 2	Sector 3	Speed Trap
1	4:38.765	114.032		1:27.264	1:05.988	170.5
2	4:40.166	115.260	2:06.686	1:27.755	1:05.725	172.2
3	4:41.092	114.881	2:07.276	1:27.748	1:06.068	167.5
4	4:41.405	114.753	2:07.454	1:27.743	1:06.208	167.1
5	4:44.138	113.649	2:07.410	1:27.543		166.7
<i>Ideal</i>	<i>4:39.675</i>	<i>115.463</i>	<i>2:06.686</i>	<i>1:27.264</i>	<i>1:05.725</i>	<i>172.2</i>

DNF 36 Jonathan GOETSCHY

Total Time **24:32.435** Avg Speed **109.313** Behind

Best Time **4:52.401** Best Speed **110.437** On **2** Gp **a**

Lap	Lap Time	Lap Speed	Sector 1	Sector 2	Sector 3	Speed Trap
1	4:49.135	109.942		1:30.320	1:08.142	171.8
2	4:52.401	110.437	2:12.151	1:31.880	1:08.370	163.4
3	4:52.712	110.320	2:12.414	1:31.938	1:08.360	162.6
4	4:57.329	108.607	2:13.119	1:35.097	1:09.113	158.4
5	5:00.858	107.333	2:14.456	1:36.295	1:10.107	160.7
<i>Ideal</i>	<i>4:50.613</i>	<i>111.117</i>	<i>2:12.151</i>	<i>1:30.320</i>	<i>1:08.142</i>	<i>171.8</i>

Not Classified

Position

DNF 41 Aaron SPENCE

Total Time **24:40.845** Avg Speed **108.692** Behind

Best Time **4:54.221** Best Speed **109.754** On **5** Gp **b**

Lap	Lap Time	Lap Speed	Sector 1	Sector 2	Sector 3	Speed Trap
1	4:58.424	106.520		1:32.820	1:10.635	148.0
2	4:58.377	108.225	2:14.483	1:33.458	1:10.436	163.0
3	4:55.388	109.321	2:13.402	1:32.240	1:09.746	163.0
4	4:54.435	109.674	2:13.097	1:32.088	1:09.250	157.7
5	4:54.221	109.754	2:12.225	1:32.319	1:09.677	158.8
<i>Ideal</i>	<i>4:53.563</i>	<i>110.000</i>	<i>2:12.225</i>	<i>1:32.088</i>	<i>1:09.250</i>	<i>163.0</i>

DNF 83 Gareth ARNOLD

Total Time **24:42.180** Avg Speed **108.594** Behind

Best Time **4:52.719** Best Speed **110.317** On **5** Gp **b**

Lap	Lap Time	Lap Speed	Sector 1	Sector 2	Sector 3	Speed Trap
1	5:01.310	105.499		1:34.553	1:11.355	152.3
2	4:58.398	108.218	2:14.867	1:33.041	1:10.490	157.7
3	4:55.181	109.397	2:13.175	1:32.153	1:09.853	162.2
4	4:54.572	109.623	2:13.451	1:31.844	1:09.277	160.3
5	4:52.719	110.317	2:12.544	1:31.238	1:08.937	158.4
<i>Ideal</i>	<i>4:52.719</i>	<i>110.317</i>	<i>2:12.544</i>	<i>1:31.238</i>	<i>1:08.937</i>	<i>162.2</i>

DNF 17 Gary McCOY

Total Time **20:08.323** Avg Speed **106.481** Behind

Best Time **4:41.770** Best Speed **114.604** On **2** Gp **a**

Lap	Lap Time	Lap Speed	Sector 1	Sector 2	Sector 3	Speed Trap
1	4:41.637	112.869		1:28.342	1:06.638	171.8
2	4:41.770	114.604	2:06.614	1:28.340	1:06.816	175.3
3	4:43.306	113.983	2:08.718	1:28.234	1:06.354	170.9
4	6:01.610	89.301	2:08.473	1:28.088	2:25.049	166.2
<i>Ideal</i>	<i>4:41.056</i>	<i>114.895</i>	<i>2:06.614</i>	<i>1:28.088</i>	<i>1:06.354</i>	<i>175.3</i>

DNF 666 Peter HICKMAN

Total Time **9:27.825** Avg Speed **112.852** Behind

Best Time **4:50.594** Best Speed **111.124** On **2** Gp **a**

Lap	Lap Time	Lap Speed	Sector 1	Sector 2	Sector 3	Speed Trap
1	4:37.231	114.663		1:28.170	1:05.102	170.9
2	4:50.594	111.124	2:07.271	1:31.279		163.0
<i>Ideal</i>	<i>4:40.543</i>	<i>115.105</i>	<i>2:07.271</i>	<i>1:28.170</i>	<i>1:05.102</i>	<i>170.9</i>

Not Classified

Position

DNF 145 Daniel FORBES

Total Time **10:14.670** Avg Speed **104.251** Behind

Best Time **5:05.518** Best Speed **105.696** On **2** Gp **b**

Lap	Lap Time	Lap Speed	Sector 1	Sector 2	Sector 3	Speed Trap
1	5:09.152	102.823		1:34.258	1:14.424	165.4
2	5:05.518	105.696	2:15.404	1:35.218		163.4
<i>Ideal</i>	<i>5:04.086</i>	<i>106.194</i>	<i>2:15.404</i>	<i>1:34.258</i>	<i>1:14.424</i>	<i>165.4</i>

DNF 56 Ryan WHITEHALL

Total Time **5:00.356** Avg Speed **105.834** Behind

Best Time Best Speed On Gp **b**

Lap	Lap Time	Lap Speed	Sector 1	Sector 2	Sector 3	Speed Trap
1	5:00.356	105.834		1:32.788	1:10.612	151.0
<i>Ideal</i>	<i>0.000</i>	<i>0.000</i>		<i>1:32.788</i>	<i>1:10.612</i>	<i>151.0</i>

DNF 12 Kevin KEYES

Total Time **5:03.063** Avg Speed **104.889** Behind

Best Time Best Speed On Gp **a**

Lap	Lap Time	Lap Speed	Sector 1	Sector 2	Sector 3	Speed Trap
1	5:03.063	104.889		1:33.024		169.2
<i>Ideal</i>	<i>0.000</i>	<i>0.000</i>		<i>1:33.024</i>		<i>169.2</i>

DNF 21 Phil STEWART

Total Time **5:06.037** Avg Speed **103.870** Behind

Best Time Best Speed On Gp **a**

Lap	Lap Time	Lap Speed	Sector 1	Sector 2	Sector 3	Speed Trap
1	5:06.037	103.870		1:34.075		161.5
<i>Ideal</i>	<i>0.000</i>	<i>0.000</i>		<i>1:34.075</i>		<i>161.5</i>

DNF 88 Sean McTAGGART

Total Time **5:15.341** Avg Speed **100.805** Behind

Best Time Best Speed On Gp **b**

Lap	Lap Time	Lap Speed	Sector 1	Sector 2	Sector 3	Speed Trap
1	5:15.341	100.805		1:35.138		162.2
<i>Ideal</i>	<i>0.000</i>	<i>0.000</i>		<i>1:35.138</i>		<i>162.2</i>

SUPERSPORT

Race 3 - Tides Restaurant Supersport

LAP CHART

1

No	Name	Gp	Time of Day	Lap Time
1	Davey TODD	a	13:33:19.481	4:32.834
16	Mike BROWNE	a	13:33:20.288	4:33.641
47	Richard COOPER	a	13:33:20.477	4:33.830
6	Michael DUNLOP	a	13:33:20.709	4:34.062
666	Peter HICKMAN	a	13:33:23.878	4:37.231
24	Conor CUMMINS	a	13:33:24.703	4:38.056
9	Craig NEVE	a	13:33:25.412	4:38.765
99	Jeremy McWILLIAMS	a	13:33:27.010	4:40.363
4	Ian HUTCHINSON	a	13:33:27.504	4:40.857
17	Gary McCOY	a	13:33:28.284	4:41.637
8	Christian ELKIN	a	13:33:28.840	4:42.193
22	Paul JORDAN	a	13:33:29.071	4:42.424
65	Michael SWEENEY	a	13:33:29.483	4:42.836
23	Michael EVANS	a	13:33:30.509	4:43.862
231	Marcus SIMPSON	a	13:33:30.943	4:44.296
80	Barry FURBER	a	13:33:35.446	4:48.799
36	Jonathan GOETSCHY	a	13:33:35.782	4:49.135
39	Allann VENTER	b	13:33:35.927	4:49.280
96	Dom HERBERTSON	a	13:33:37.732	4:51.085
57	Toby SHANN	b	13:33:37.903	4:51.256
89	Mark CONLIN	a	13:33:38.379	4:51.732
38	Paul WILLIAMS	b	13:33:39.531	4:52.884
76	Jacque FOLEY	a	13:33:39.830	4:53.183
78	Emmet O'GRADY	a	13:33:41.416	4:54.769
384	Mauro PONCINI	a	13:33:42.273	4:55.626
97	Josh CORNER	b	13:33:43.221	4:56.574
44	Don GILBERT	b	13:33:44.322	4:57.675
41	Aaron SPENCE	b	13:33:45.071	4:58.424
144	Lancelot UNNISART	b	13:33:45.842	4:59.195
43	Sam JOHNSON	b	13:33:46.036	4:59.389
56	Ryan WHITEHALL	b	13:33:47.003	5:00.356
83	Gareth ARNOLD	b	13:33:47.957	5:01.310
35	Daniel INGHAM	b	13:33:48.319	5:01.672
222	Michael GAHAN	b	13:33:49.068	5:02.421
86	Gerald DATH	b	13:33:49.319	5:02.672
12	Kevin KEYES	a	13:33:49.710	5:03.063
69	Yann GALLI	b	13:33:52.068	5:05.421
90	Craig KENNELLY	b	13:33:52.529	5:05.882
21	Phil STEWART	a	13:33:52.684	5:06.037
53	Wayne BOURGEOIS	b	13:33:53.377	5:06.730
66	Adrian HARRISON	b	13:33:54.183	5:07.536
145	Daniel FORBES	b	13:33:55.799	5:09.152
7	Julien CREGNIOT	b	13:33:56.436	5:09.789
51	Rad HUGHES	b	13:33:57.504	5:10.857
59	Darragh TRAPPE	b	13:34:00.224	5:13.577
88	Sean McTAGGART	b	13:34:01.988	5:15.341

1

No	Name	Gp	Time of Day	Lap Time
26	Dennis BOOTH	b	13:34:04.946	5:18.299
143	Stephen DEGNAN	b	13:34:06.789	5:20.142

2

No	Name	Gp	Time of Day	Lap Time
1	Davey TODD	a	13:37:55.637	4:36.156
47	Richard COOPER	a	13:37:55.988	4:35.511
16	Mike BROWNE	a	13:37:56.706	4:36.418
6	Michael DUNLOP	a	13:37:56.991	4:36.282
24	Conor CUMMINS	a	13:38:05.039	4:40.336
9	Craig NEVE	a	13:38:05.578	4:40.166
17	Gary McCOY	a	13:38:10.054	4:41.770
4	Ian HUTCHINSON	a	13:38:10.907	4:43.403
99	Jeremy McWILLIAMS	a	13:38:11.376	4:44.366
22	Paul JORDAN	a	13:38:11.568	4:42.497
23	Michael EVANS	a	13:38:12.606	4:42.097
666	Peter HICKMAN	a	13:38:14.472	4:50.594
8	Christian ELKIN	a	13:38:14.798	4:45.958
65	Michael SWEENEY	a	13:38:15.043	4:45.560
231	Marcus SIMPSON	a	13:38:15.371	4:44.428
96	Dom HERBERTSON	a	13:38:24.491	4:46.759
89	Mark CONLIN	a	13:38:26.988	4:48.609
36	Jonathan GOETSCHY	a	13:38:28.183	4:52.401
39	Allann VENTER	b	13:38:28.191	4:52.264
80	Barry FURBER	a	13:38:29.537	4:54.091
78	Emmet O'GRADY	a	13:38:34.734	4:53.318
76	Jacque FOLEY	a	13:38:34.976	4:55.146
97	Josh CORNER	b	13:38:36.213	4:52.992
38	Paul WILLIAMS	b	13:38:37.533	4:58.002
384	Mauro PONCINI	a	13:38:40.522	4:58.249
43	Sam JOHNSON	b	13:38:41.453	4:55.417
44	Don GILBERT	b	13:38:42.136	4:57.814
41	Aaron SPENCE	b	13:38:43.448	4:58.377
35	Daniel INGHAM	b	13:38:43.768	4:55.449
222	Michael GAHAN	b	13:38:45.021	4:55.953
83	Gareth ARNOLD	b	13:38:46.355	4:58.398
144	Lancelot UNNISART	b	13:38:46.549	5:00.707
86	Gerald DATH	b	13:38:51.214	5:01.895
53	Wayne BOURGEOIS	b	13:38:53.657	5:00.280
69	Yann GALLI	b	13:38:54.551	5:02.483
90	Craig KENNELLY	b	13:38:55.896	5:03.367
66	Adrian HARRISON	b	13:38:56.492	5:02.309
145	Daniel FORBES	b	13:39:01.317	5:05.518
51	Rad HUGHES	b	13:39:07.547	5:10.043
7	Julien CREGNIOT	b	13:39:07.925	5:11.489
59	Darragh TRAPPE	b	13:39:10.624	5:10.400
57	Toby SHANN	b	13:39:13.390	5:35.487
26	Dennis BOOTH	b	13:39:16.914	5:11.968
143	Stephen DEGNAN	b	13:39:25.403	5:18.614

SUPERSPORT

Race 3 - Tides Restaurant Supersport

LAP CHART

3

No	Name	Gp	Time of Day	Lap Time
1	Davey TODD	a	13:42:30.857	4:35.220
47	Richard COOPER	a	13:42:31.281	4:35.293
16	Mike BROWNE	a	13:42:32.267	4:35.561
6	Michael DUNLOP	a	13:42:32.464	4:35.473
24	Conor CUMMINS	a	13:42:46.073	4:41.034
9	Craig NEVE	a	13:42:46.670	4:41.092
22	Paul JORDAN	a	13:42:51.289	4:39.721
17	Gary McCOY	a	13:42:53.360	4:43.306
4	Ian HUTCHINSON	a	13:42:54.009	4:43.102
23	Michael EVANS	a	13:42:54.208	4:41.602
99	Jeremy McWILLIAMS	a	13:42:54.579	4:43.203
231	Marcus SIMPSON	a	13:43:00.092	4:44.721
8	Christian ELKIN	a	13:43:01.115	4:46.317
65	Michael SWEENEY	a	13:43:01.683	4:46.640
96	Dom HERBERTSON	a	13:43:09.802	4:45.311
89	Mark CONLIN	a	13:43:14.998	4:48.010
39	Allann VENTER	b	13:43:20.397	4:52.206
36	Jonathan GOETSCHY	a	13:43:20.895	4:52.712
80	Barry FURBER	a	13:43:25.503	4:55.966
78	Emmet O'GRADY	a	13:43:28.551	4:53.817
97	Josh CORNER	b	13:43:29.563	4:53.350
76	Jacque FOLEY	a	13:43:32.573	4:57.597
384	Mauro PONCINI	a	13:43:34.869	4:54.347
38	Paul WILLIAMS	b	13:43:35.020	4:57.487
43	Sam JOHNSON	b	13:43:36.732	4:55.279
44	Don GILBERT	b	13:43:37.147	4:55.011
41	Aaron SPENCE	b	13:43:38.836	4:55.388
35	Daniel INGHAM	b	13:43:39.893	4:56.125
222	Michael GAHAN	b	13:43:40.547	4:55.526
83	Gareth ARNOLD	b	13:43:41.536	4:55.181
144	Lancelot UNNISART	b	13:43:42.621	4:56.072
86	Gerald DATH	b	13:43:55.542	5:04.328
69	Yann GALLI	b	13:43:56.447	5:01.896
53	Wayne BOURGEAIS	b	13:43:56.668	5:03.011
90	Craig KENNELLY	b	13:43:58.497	5:02.601
66	Adrian HARRISON	b	13:43:59.193	5:02.701
57	Toby SHANN	b	13:44:11.900	4:58.510
51	Rad HUGHES	b	13:44:17.749	5:10.202
59	Darragh TRAPPE	b	13:44:18.676	5:08.052
7	Julien CREGNIOT	b	13:44:19.984	5:12.059
26	Dennis BOOTH	b	13:44:25.426	5:08.512
143	Stephen DEGNAN	b	13:44:43.043	5:17.640

4

No	Name	Gp	Time of Day	Lap Time
1	Davey TODD	a	13:47:06.361	4:35.504
47	Richard COOPER	a	13:47:06.673	4:35.392
16	Mike BROWNE	a	13:47:07.828	4:35.561
6	Michael DUNLOP	a	13:47:08.057	4:35.593
24	Conor CUMMINS	a	13:47:27.527	4:41.454
9	Craig NEVE	a	13:47:28.075	4:41.405
22	Paul JORDAN	a	13:47:30.836	4:39.547
23	Michael EVANS	a	13:47:36.486	4:42.278
99	Jeremy McWILLIAMS	a	13:47:36.969	4:42.390
4	Ian HUTCHINSON	a	13:47:39.985	4:45.976
65	Michael SWEENEY	a	13:47:45.782	4:44.099
8	Christian ELKIN	a	13:47:46.956	4:45.841
231	Marcus SIMPSON	a	13:47:47.617	4:47.525
96	Dom HERBERTSON	a	13:48:00.717	4:50.915
89	Mark CONLIN	a	13:48:02.840	4:47.842
39	Allann VENTER	b	13:48:12.811	4:52.414
80	Barry FURBER	a	13:48:18.052	4:52.549
36	Jonathan GOETSCHY	a	13:48:18.224	4:57.329
78	Emmet O'GRADY	a	13:48:20.740	4:52.189
97	Josh CORNER	b	13:48:22.178	4:52.615
38	Paul WILLIAMS	b	13:48:29.624	4:54.604
44	Don GILBERT	b	13:48:30.783	4:53.636
43	Sam JOHNSON	b	13:48:31.134	4:54.402
76	Jacque FOLEY	a	13:48:31.743	4:59.170
384	Mauro PONCINI	a	13:48:32.781	4:57.912
41	Aaron SPENCE	b	13:48:33.271	4:54.435
222	Michael GAHAN	b	13:48:34.965	4:54.418
83	Gareth ARNOLD	b	13:48:36.108	4:54.572
35	Daniel INGHAM	b	13:48:37.422	4:57.529
144	Lancelot UNNISART	b	13:48:42.334	4:59.713
17	Gary McCOY	a	13:48:54.970	6:01.610
53	Wayne BOURGEAIS	b	13:48:57.838	5:01.170
69	Yann GALLI	b	13:48:59.377	5:02.930
90	Craig KENNELLY	b	13:49:02.169	5:03.672
66	Adrian HARRISON	b	13:49:02.912	5:03.719
86	Gerald DATH	b	13:49:04.515	5:08.973
57	Toby SHANN	b	13:49:09.622	4:57.722
59	Darragh TRAPPE	b	13:49:27.219	5:08.543
51	Rad HUGHES	b	13:49:29.352	5:11.603
7	Julien CREGNIOT	b	13:49:30.877	5:10.893
26	Dennis BOOTH	b	13:49:32.402	5:06.976
143	Stephen DEGNAN	b	13:50:01.630	5:18.587

5

No	Name	Gp	Time of Day	Lap Time
47	Richard COOPER	a	13:51:41.481	4:34.808
1	Davey TODD	a	13:51:41.607	4:35.246
16	Mike BROWNE	a	13:51:42.944	4:35.116
6	Michael DUNLOP	a	13:51:43.030	4:34.973
24	Conor CUMMINS	a	13:52:09.806	4:42.279
22	Paul JORDAN	a	13:52:10.076	4:39.240
9	Craig NEVE	a	13:52:12.213	4:44.138
23	Michael EVANS	a	13:52:20.647	4:44.161
99	Jeremy McWILLIAMS	a	13:52:20.791	4:43.822
4	Ian HUTCHINSON	a	13:52:28.304	4:48.319
65	Michael SWEENEY	a	13:52:31.706	4:45.924
231	Marcus SIMPSON	a	13:52:31.915	4:44.298
8	Christian ELKIN	a	13:52:32.570	4:45.614
96	Dom HERBERTSON	a	13:52:46.953	4:46.236
89	Mark CONLIN	a	13:52:51.525	4:48.685
39	Allann VENTER	b	13:53:04.737	4:51.926
80	Barry FURBER	a	13:53:10.050	4:51.998
78	Emmet O'GRADY	a	13:53:10.726	4:49.986
97	Josh CORNER	b	13:53:17.400	4:55.222
36	Jonathan GOETSCHY	a	13:53:19.082	5:00.858
44	Don GILBERT	b	13:53:24.817	4:54.034
43	Sam JOHNSON	b	13:53:25.244	4:54.110
38	Paul WILLIAMS	b	13:53:26.904	4:57.280
41	Aaron SPENCE	b	13:53:27.492	4:54.221
83	Gareth ARNOLD	b	13:53:28.827	4:52.719
384	Mauro PONCINI	a	13:53:29.367	4:56.586
222	Michael GAHAN	b	13:53:29.737	4:54.772
76	Jacque FOLEY	a	13:53:31.064	4:59.321
35	Daniel INGHAM	b	13:53:32.888	4:55.466
144	Lancelot UNNISART	b	13:53:44.724	5:02.390
53	Wayne BOURGEAIS	b	13:54:01.072	5:03.234
69	Yann GALLI	b	13:54:01.895	5:02.518
66	Adrian HARRISON	b	13:54:05.602	5:02.690
90	Craig KENNELLY	b	13:54:06.211	5:04.042
57	Toby SHANN	b	13:54:06.302	4:56.680
86	Gerald DATH	b	13:54:15.064	5:10.549
59	Darragh TRAPPE	b	13:54:35.917	5:08.698
26	Dennis BOOTH	b	13:54:40.585	5:08.183
7	Julien CREGNIOT	b	13:54:43.223	5:12.346
51	Rad HUGHES	b	13:54:44.040	5:14.688
143	Stephen DEGNAN	b	13:55:23.156	5:21.526

6

No	Name	Gp	Time of Day	Lap Time
1	Davey TODD	a	13:56:16.606	4:34.999
47	Richard COOPER	a	13:56:17.068	4:35.587
6	Michael DUNLOP	a	13:56:17.367	4:34.337
16	Mike BROWNE	a	13:56:19.259	4:36.315
24	Conor CUMMINS	a	13:56:51.931	4:42.125
22	Paul JORDAN	a	13:56:52.085	4:42.009
23	Michael EVANS	a	13:57:05.330	4:44.683
99	Jeremy McWILLIAMS	a	13:57:07.160	4:46.369
4	Ian HUTCHINSON	a	13:57:15.863	4:47.559
65	Michael SWEENEY	a	13:57:16.068	4:44.362
231	Marcus SIMPSON	a	13:57:16.226	4:44.311
8	Christian ELKIN	a	13:57:17.016	4:44.446
89	Mark CONLIN	a	13:57:40.045	4:48.520
96	Dom HERBERTSON	a	13:57:40.297	4:53.344
39	Allann VENTER	b	13:57:56.958	4:52.221
80	Barry FURBER	a	13:58:01.047	4:50.997
78	Emmet O'GRADY	a	13:58:01.398	4:50.672
97	Josh CORNER	b	13:58:13.204	4:55.804
43	Sam JOHNSON	b	13:58:20.335	4:55.091
44	Don GILBERT	b	13:58:20.647	4:55.830
38	Paul WILLIAMS	b	13:58:22.509	4:55.605
222	Michael GAHAN	b	13:58:22.798	4:53.061
384	Mauro PONCINI	a	13:58:25.038	4:55.671
76	Jacque FOLEY	a	13:58:29.338	4:58.274
35	Daniel INGHAM	b	13:58:32.868	4:59.980
144	Lancelot UNNISART	b	13:58:51.417	5:06.693
53	Wayne BOURGEOIS	b	13:59:02.101	5:01.029
57	Toby SHANN	b	13:59:07.922	5:01.620
69	Yann GALLI	b	13:59:09.167	5:07.272
90	Craig KENNELLY	b	13:59:09.525	5:03.314
66	Adrian HARRISON	b	13:59:11.154	5:05.552
86	Gerald DATH	b	13:59:30.270	5:15.206
59	Darragh TRAPPE	b	13:59:44.469	5:08.552
51	Rad HUGHES	b	13:59:53.535	5:09.495
26	Dennis BOOTH	b	13:59:54.499	5:13.914
7	Julien CREGNIOT	b	13:59:59.874	5:16.651
143	Stephen DEGNAN	b	14:00:45.438	5:22.282

BRIGGS EQUIPMENT NORTH WEST 200

SUPERSPORT

Race 3 - Tides Restaurant Supersport

SECTOR ANALYSIS

Perfect Lap (sum of best sectors) = 4:33.127



IDEAL / BEST COMPARISON

SECTOR 1 FINISH - BALLYSALLY			SECTOR 2 BALLYSALLY - METROPOLE		SECTOR 3 METROPOLE - FINISH		IDEAL / BEST COMPARISON								
Pos	No	Name	Time	No	Name	Time	Pos	No	Name	Ideal Time	Best Time	Diff			
1	1	Davey TODD	2:03.515	6	Michael DUNLOP	1:25.212	6	Michael DUNLOP	1:04.400	1	6	Michael DUNLOP	4:33.368	4:34.337	0.969
2	47	Richard COOPER	2:03.748	47	Richard COOPER	1:25.278	1	Davey TODD	1:04.420	2	47	Richard COOPER	4:33.682	4:34.808	1.126
3	6	Michael DUNLOP	2:03.756	1	Davey TODD	1:25.865	47	Richard COOPER	1:04.656	3	1	Davey TODD	4:33.800	4:34.999	1.199
4	16	Mike BROWNE	2:04.167	16	Mike BROWNE	1:25.871	16	Mike BROWNE	1:04.876	4	16	Mike BROWNE	4:34.914	4:35.116	0.202
5	22	Paul JORDAN	2:06.124	22	Paul JORDAN	1:27.076	666	Peter HICKMAN	1:05.102	5	22	Paul JORDAN	4:39.037	4:39.240	0.203
6	17	Gary McCOY	2:06.614	99	Jeremy McWILLIAMS	1:27.205	9	Craig NEVE	1:05.725	6	9	Craig NEVE	4:39.675	4:40.166	0.491
7	9	Craig NEVE	2:06.686	24	Conor CUMMINS	1:27.220	24	Conor CUMMINS	1:05.726	7	24	Conor CUMMINS	4:39.668	4:40.336	0.668
8	24	Conor CUMMINS	2:06.722	9	Craig NEVE	1:27.264	22	Paul JORDAN	1:05.837	8	23	Michael EVANS	4:40.700	4:41.602	0.902
9	23	Michael EVANS	2:06.993	23	Michael EVANS	1:27.326	17	Gary McCOY	1:06.354	9	17	Gary McCOY	4:41.056	4:41.770	0.714
10	666	Peter HICKMAN	2:07.271	65	Michael SWEENEY	1:27.796	23	Michael EVANS	1:06.381	10	99	Jeremy McWILLIAMS	4:41.528	4:42.390	0.862
11	4	Ian HUTCHINSON	2:07.499	231	Marcus SIMPSON	1:28.007	96	Dom HERBERTSON	1:06.420	11	4	Ian HUTCHINSON	4:42.748	4:43.102	0.354
12	99	Jeremy McWILLIAMS	2:07.681	17	Gary McCOY	1:28.088	231	Marcus SIMPSON	1:06.612	12	65	Michael SWEENEY	4:43.158	4:44.099	0.941
13	231	Marcus SIMPSON	2:07.687	666	Peter HICKMAN	1:28.170	99	Jeremy McWILLIAMS	1:06.642	13	231	Marcus SIMPSON	4:42.306	4:44.298	1.992
14	8	Christian ELKIN	2:08.530	4	Ian HUTCHINSON	1:28.173	8	Christian ELKIN	1:06.707	14	8	Christian ELKIN	4:43.465	4:44.446	0.981
15	65	Michael SWEENEY	2:08.637	8	Christian ELKIN	1:28.228	65	Michael SWEENEY	1:06.725	15	96	Dom HERBERTSON	4:44.803	4:45.311	0.508
16	96	Dom HERBERTSON	2:08.958	89	Mark CONLIN	1:29.327	4	Ian HUTCHINSON	1:07.076	16	89	Mark CONLIN	4:47.761	4:47.842	0.081
17	89	Mark CONLIN	2:09.911	96	Dom HERBERTSON	1:29.425	78	Emmet O'GRADY	1:08.076	17	78	Emmet O'GRADY	4:49.930	4:49.986	0.056
18	80	Barry FURBER	2:10.657	80	Barry FURBER	1:29.860	36	Jonathan GOETSCHY	1:08.142	18	666	Peter HICKMAN	4:40.543	4:50.594	10.051
19	78	Emmet O'GRADY	2:11.118	36	Jonathan GOETSCHY	1:30.320	384	Mauro PONCINI	1:08.239	19	80	Barry FURBER	4:49.214	4:50.997	1.783
20	97	Josh CORNER	2:11.287	39	Allann VENTER	1:30.554	89	Mark CONLIN	1:08.523	20	39	Allann VENTER	4:50.983	4:51.926	0.943
21	39	Allann VENTER	2:11.717	78	Emmet O'GRADY	1:30.736	80	Barry FURBER	1:08.697	21	36	Jonathan GOETSCHY	4:50.613	4:52.401	1.788
22	384	Mauro PONCINI	2:12.042	97	Josh CORNER	1:30.992	76	Jacque FOLEY	1:08.699	22	97	Josh CORNER	4:51.265	4:52.615	1.350
23	36	Jonathan GOETSCHY	2:12.151	222	Michael GAHAN	1:31.166	39	Allann VENTER	1:08.712	23	83	Gareth ARNOLD	4:52.719	4:52.719	0.000
24	41	Aaron SPENCE	2:12.225	83	Gareth ARNOLD	1:31.238	83	Gareth ARNOLD	1:08.937	24	222	Michael GAHAN	4:52.951	4:53.061	0.110
25	44	Don GILBERT	2:12.426	44	Don GILBERT	1:31.375	97	Josh CORNER	1:08.986	25	44	Don GILBERT	4:53.219	4:53.636	0.417
26	83	Gareth ARNOLD	2:12.544	38	Paul WILLIAMS	1:31.574	57	Toby SHANN	1:09.099	26	43	Sam JOHNSON	4:53.441	4:54.110	0.669
27	43	Sam JOHNSON	2:12.642	43	Sam JOHNSON	1:31.599	38	Paul WILLIAMS	1:09.113	27	41	Aaron SPENCE	4:53.563	4:54.221	0.658
28	222	Michael GAHAN	2:12.643	57	Toby SHANN	1:31.738	222	Michael GAHAN	1:09.142	28	384	Mauro PONCINI	4:52.543	4:54.347	1.804
29	35	Daniel INGHAM	2:13.016	76	Jacque FOLEY	1:31.807	43	Sam JOHNSON	1:09.200	29	38	Paul WILLIAMS	4:54.252	4:54.604	0.352
30	76	Jacque FOLEY	2:13.226	41	Aaron SPENCE	1:32.088	41	Aaron SPENCE	1:09.250	30	76	Jacque FOLEY	4:53.732	4:55.146	1.414
31	144	Lancelot UNNISART	2:13.541	35	Daniel INGHAM	1:32.180	44	Don GILBERT	1:09.418	31	35	Daniel INGHAM	4:55.052	4:55.449	0.397
32	38	Paul WILLIAMS	2:13.565	384	Mauro PONCINI	1:32.262	144	Lancelot UNNISART	1:09.448	32	144	Lancelot UNNISART	4:56.072	4:56.072	0.000
33	57	Toby SHANN	2:13.700	53	Wayne BOURGEOIS	1:32.522	35	Daniel INGHAM	1:09.856	33	57	Toby SHANN	4:54.537	4:56.680	2.143
34	53	Wayne BOURGEOIS	2:14.679	56	Ryan WHITEHALL	1:32.788	86	Gerald DATH	1:10.528	34	53	Wayne BOURGEOIS	4:58.247	5:00.280	2.033
35	145	Daniel FORBES	2:15.404	12	Kevin KEYES	1:33.024	56	Ryan WHITEHALL	1:10.612	35	86	Gerald DATH	5:01.895	5:01.895	0.000
36	69	Yann GALLI	2:15.892	144	Lancelot UNNISART	1:33.083	69	Yann GALLI	1:11.045	36	69	Yann GALLI	5:01.030	5:01.896	0.866
37	66	Adrian HARRISON	2:15.929	90	Craig KENNELLY	1:33.838	53	Wayne BOURGEOIS	1:11.046	37	66	Adrian HARRISON	5:01.848	5:02.309	0.461
38	86	Gerald DATH	2:16.740	66	Adrian HARRISON	1:33.917	90	Craig KENNELLY	1:11.746	38	90	Craig KENNELLY	5:02.398	5:02.601	0.203
39	90	Craig KENNELLY	2:16.814	21	Phil STEWART	1:34.075	7	Julien CREGNIOT	1:11.800	39	145	Daniel FORBES	5:04.086	5:05.518	1.432
40	26	Dennis BOOTH	2:18.810	69	Yann GALLI	1:34.093	66	Adrian HARRISON	1:12.002	40	26	Dennis BOOTH	5:06.976	5:06.976	0.000
41	59	Darragh TRAPPE	2:18.954	145	Daniel FORBES	1:34.258	26	Dennis BOOTH	1:12.106	41	59	Darragh TRAPPE	5:07.199	5:08.052	0.853
42	7	Julien CREGNIOT	2:19.388	86	Gerald DATH	1:34.627	51	Rad HUGHES	1:12.648	42	51	Rad HUGHES	5:08.118	5:09.495	1.377
43	51	Rad HUGHES	2:19.750	88	Sean McTAGGART	1:35.138	59	Darragh TRAPPE	1:12.979	43	7	Julien CREGNIOT	5:08.555	5:10.893	2.338
44	143	Stephen DEGNAN	2:23.971	59	Darragh TRAPPE	1:35.266	145	Daniel FORBES	1:14.424	44	143	Stephen DEGNAN	5:16.831	5:17.640	0.809
				51	Rad HUGHES	1:35.720	143	Stephen DEGNAN	1:15.659						
				26	Dennis BOOTH	1:36.060									
				143	Stephen DEGNAN	1:37.201									
				7	Julien CREGNIOT	1:37.367									



Class	No/Name	Fastest	Lap 1	Lap 2	Lap 3	Lap 4	Lap 5	Lap 6	Lap 7	Lap 8	Lap 9	Lap 10	Lap 11	Lap 12
SSP	16 Mike BROWNE	178.6	174.4	173.5	178.6	176.3	175.8	177.2						
SSP	47 Richard COOPER	178.1	178.1	171.8	174.0	171.8	177.7	168.7						
SSP	6 Michael DUNLOP	176.7	176.7	174.9	173.1	172.2	176.3	175.3						
SSP	89 Mark CONLIN	175.3	168.3	175.3	173.1	169.6	170.9	171.3						
SSP	17 Gary McCOY	175.3	171.8	175.3	170.9	166.2								
SSP	99 Jeremy McWILLIAMS	174.9	171.3	168.7	174.9	174.4	169.2	167.5						
SSP	80 Barry FURBER	174.9	174.9	166.7	168.7	163.8	163.0	161.5						
SSP	24 Conor CUMMINS	174.4	174.4	173.1	167.9	166.7	167.1	164.6						
SSP	1 Davey TODD	174.0	172.2	171.3	171.3	174.0	171.8	168.7						
SSP	8 Christian ELKIN	173.1	173.1	171.3	163.0	163.4	164.6	164.2						
SSP	4 Ian HUTCHINSON	172.6	172.2	172.6	167.1	171.8	165.0	165.0						
SSP	9 Craig NEVE	172.2	170.5	172.2	167.5	167.1	166.7							
SSP	23 Michael EVANS	172.2	171.3	171.8	172.2	169.2	164.2	162.2						
SSP	231 Marcus SIMPSON	172.2	168.3	172.2	164.6	161.9	164.2	163.4						
SSP	36 Jonathan GOETSCHY	171.8	171.8	163.4	162.6	158.4	160.7							
SSP	666 Peter HICKMAN	170.9	170.9	163.0										
SSP	65 Michael SWEENEY	170.9	170.9	164.2	163.0	164.2	160.7	163.8						
SSP	22 Paul JORDAN	170.5	169.2	170.5	168.7	167.9	168.3	165.4						
SSP	12 Kevin KEYES	169.2	169.2											
SSP	90 Craig KENNELLY	168.3	166.7	156.9	168.3	159.6	166.7							
SSP	43 Sam JOHNSON	167.9	158.1	167.1	167.9	163.0	166.7	161.9						
SSP	51 Rad HUGHES	167.5	167.5	161.5	155.5	157.3	156.6	155.9						
SSP	53 Wayne BOURGEGEIS	167.5	151.3	167.5	165.4	163.8	163.0	161.1						
SSP	96 Dom HERBERTSON	167.1	167.1	161.1	163.4	160.7	159.9	160.3						
SSP	97 Josh CORNER	167.1	165.8	167.1	163.8	160.3	154.8	158.1						
SSP	78 Emmet O'GRADY	165.8	159.2	165.8	163.8	162.2	164.2	156.9						
SSP	145 Daniel FORBES	165.4	165.4	163.4										
SSP	35 Daniel INGHAM	165.0	148.0	164.2	163.4	165.0	163.8	159.2						
SSP	69 Yann GALLI	165.0	165.0	161.1	161.9	157.7	158.1	154.4						
SSP	44 Don GILBERT	164.6	137.4	160.7	164.6	163.8	162.6	157.3						
SSP	66 Adrian HARRISON	164.6	162.6	163.4	164.6	159.9	162.6	157.7						
SSP	39 Allann VENTER	164.2	161.5	164.2	163.4	162.6	161.5	146.4						
SSP	38 Paul WILLIAMS	164.2	163.4	164.2	161.5	161.5	159.9	162.6						
SSP	384 Mauro PONCINI	163.8	163.8	163.8	161.9	160.3	156.9	152.7						
SSP	41 Aaron SPENCE	163.0	148.0	163.0	163.0	157.7	158.8							
SSP	144 Lancelot UNNISART	163.0	154.8	163.0	162.6	159.2	157.3	149.6						
SSP	222 Michael GAHAN	162.6	139.4	162.6	160.7	159.2	160.3	159.9						
SSP	88 Sean McTAGGART	162.2	162.2											
SSP	83 Gareth ARNOLD	162.2	152.3	157.7	162.2	160.3	158.4							
SSP	57 Toby SHANN	162.2	162.2	161.1	162.2	158.1	159.2	156.9						
SSP	76 Jacque FOLEY	161.5	161.5	156.2	154.8	152.0	159.6	152.0						
SSP	21 Phil STEWART	161.5	161.5											
SSP	59 Darragh TRAPPE	160.7	160.7	154.1	158.8	151.3	150.3	149.0						
SSP	86 Gerald DATH	157.7	157.7	152.3	152.3	152.0	152.3	145.7						
SSP	7 Julien CREGNIOT	157.7	157.7	148.0	152.3	148.3	149.0	147.3						
SSP	143 Stephen DEGNAN	157.7	157.7	152.0	152.0	150.0	145.7	149.0						
SSP	26 Dennis BOOTH	157.7	156.2	155.5	154.1	152.3	157.7	152.7						
SSP	56 Ryan WHITEHALL	151.0	151.0											