

BRIGGS

EQUIPMENT

NW200

Wednesday 7th – Saturday 10th May 2025

promoted by
Coleraine & District Motor Club
www.northwest200.org



SUPERSTOCK



The Triangle Circuit 8.970 miles



MOST WINS at NORTH WEST 200 at the start of the meeting

Alastair Seeley	29	2008 - 23	(Supersport – 13, Superstock – 12, Superbike – 4)
Robert Dunlop	15	1986 - 06	(125 – 5, 250 – 4, 350 – 1, Superbike – 5)
Michael Rutter	14	1997 - 17	(Supertwin – 1, Supersport – 2, Prod'n/S'tock – 2, Superbike – 9)
Joey Dunlop	13	1979 - 88	(250 – 1, 500 – 1, Production 750 – 2, Superbike – 9)
Phillip McCallen	11	1991 - 97	(250 – 2, 400 – 1, Supersport – 4, Superbike – 4)
Glenn Irwin	11	2017 - 24	(Superbike – 11)
Bruce Anstey	10	2002 - 14	(Supersport – 5, Production/Superstock – 4, Superbike – 1)
Tony Rutter	9	1973 - 82	(250 – 2, 350 – 5, 500 – 1, Superbike – 1)
Ian Lougher	8	1991 - 05	(125 – 5, 250 – 1, Supersport – 1, Superstock – 1)
Steve Plater	8	2006 - 09	(Supersport – 3, Superbike – 5)
Steven Cull	6	1980 - 88	(250 – 3, 350 – 1, Superbike – 2)
John McGuinness	6	2000 - 12	(250 – 1, 400 – 1, Supersport – 1, Superbike – 3)
Davey Todd	6	2019 - 24	(Supersport – 4, Superstock – 2)
Arthur Wheeler	5	1951 - 62	(250 – 5)
Tommy Robb	5	1959 - 65	(125 – 1, 250 – 4)
John Williams	5	1974 - 77	(350 – 1, 500 – 2, Superbike – 2)
Mick Grant	5	1975 - 82	(500 – 2, Superbike – 3)
Woolsey Coulter	5	1989 - 98	(250 – 5)
Ian Simpson	5	1995 - 98	(Supersport – 1, Production – 1, Superbike – 3)
Ryan Farquhar	5	2003 - 15	(Supertwin – 2, Supersport – 3)
Michael Dunlop	5	2008 - 16	(250 – 1, Supersport – 1, Superstock – 1, Superbike – 2)
Lee Johnston	5	2014 - 22	(Supertwin – 2, Supersport – 2, Superstock – 1)
Richard Cooper	5	2022 - 24	(Supertwin – 4, Supersport – 1)
Ernie Nott	4	1929 - 32	(500 – 4)
Jimmie Guthrie	4	1934 - 37	(500 – 4)
Bob McIntyre	4	1953 - 61	(350 – 2, 500 – 2)
Eddie Laycock	4	1986 - 90	(250 – 4)
David Jefferies	4	1999 - 02	(Supersport – 1, Superbike – 3)
William Dunlop	4	2009 - 14	(125 – 1, 250 – 1, Supersport – 1, Superbike – 1)
Peter Hickman	4	2018 - 24	(Supertwin – 2, Superstock – 2)

The Triangle Circuit 8.970 miles

LAP & RACE RECORDS & BEST SECTORS ANALYSIS (RACE & QUALIFYING) at the start of the meeting

SUPERTWIN	Name	Machine	Laps	m	s	mph	Session & Year
Lap Record	Richard Cooper	Kawasaki	4	47.065		112.490	Supertwin-2 2022
Best Qualifying Lap	Richard Cooper	Kawasaki	4	49.037		111.723	Tue Qualifying 2023
Best Sector 1	Richard Cooper	Kawasaki	2	08.368		114.141	Supertwin-2 2022
Best Sector 2	Richard Cooper	Kawasaki	1	29.495		123.895	Supertwin-2 2023
Best Sector 3	Peter Hickman	Yamaha	1	05.960		99.333	Supertwin-2 2024
Ideal Lap (sum of best sectors)			4	43.823		113.775	
Difference (Best Lap – Ideal Lap)					3.242		
Race Record	Richard Cooper	Kawasaki	4	19	08.608	112.017	Supertwin-2 2022

SUPERSPORT	Name	Machine	Laps	m	s	mph	Session & Year
Lap Record	Peter Hickman	Triumph	4	33.029		118.273	Supersport-2 2023
Best Qualifying Lap	Richard Cooper	Yamaha	4	33.627		118.015	Thu Qualifying 2024
Best Sector 1	Richard Cooper	Yamaha	2	01.979		120.119	Supersport-1 2023
Best Sector 2	Richard Cooper	Yamaha	1	25.063		130.350	Supersport-2 2023
Best Sector 3	Peter Hickman	Triumph	1	03.777		102.733	Supersport-2 2023
Ideal Lap (sum of best sectors)			4	30.819		119.238	
Difference (Best Lap – Ideal Lap)					2.210		
Race Record	Davey Todd	Ducati	6	27	29.959	117.123	Supersport-2 2024

SUPERSTOCK	Name	Machine	Laps	m	s	mph	Session & Year
Lap Record	Alastair Seeley	BMW	4	19.407		124.484	Superstock-2 2023
Best Qualifying Lap	Davey Todd	BMW	4	19.324		124.524	Thu Qualifying 2024
Best Sector 1	Alastair Seeley	BMW	1	55.789		126.541	Superstock-1 2023
Best Sector 2	Alastair Seeley	BMW	1	19.530		139.419	Superstock-2 2023
Best Sector 3	Peter Hickman	BMW	1	02.283		105.197	Superstock-2 2024
Ideal Lap (sum of best sectors)			4	17.602		125.356	
Difference (Best Lap – Ideal Lap)					1.805		
Race Record	Davey Todd	BMW	4	17	17.767	123.982	Superstock-1 2024

SUPERBIKE	Name	Machine	Laps	m	s	mph	Session & Year
Lap Record	Glenn Irwin	Ducati	4	16.737		125.779	Superbike-1 2024
Best Qualifying Lap	Glenn Irwin	Ducati	4	16.443		125.928	Thu Qualifying 2024
Best Sector 1	Glenn Irwin	Ducati	1	54.501		127.964	Thu Qualifying 2024
Best Sector 2	Glenn Irwin	Ducati	1	18.708		140.875	Tue Qualifying 2024
Best Sector 3	Glenn Irwin	Ducati	1	01.877		105.887	Superbike-1 2024
Ideal Lap (sum of best sectors)			4	15.086		126.593	
Difference (Best Lap – Ideal Lap)					1.651		
Race Record	Glenn Irwin	Ducati	4	17	06.551	125.336	Superbike-1 2024

Sector	Description	Distance	Note
Sector 1	Finish to Ballysally Roundabout	4.04 miles	Sector 1 shorter and Sector 2
Sector 2	Ballysally Roundabout to Metropole	3.11 miles	longer by 0.03 miles due to
Sector 3	Metropole to Finish	1.82 miles	Intermediate 1 repositioned

FASTEST SPEED TRAP SPEEDS

Class	Name	Machine	mph	Session & Year
Superbike	Josh Brookes	BMW	212.4	2023 Thu Qualifying
Superbike	Bruce Anstey	Honda	209.8	2016 Superbike-1
Superbike	Davey Todd	BMW	209.8	2024 Thu Qualifying
Superbike	Glenn Irwin	Ducati	209.8	2024 Superbike-1
Superbike	Alastair Seeley	BMW	209.1	2023 Thu Qualifying
Superbike	Ian Hutchinson	Honda	208.5	2024 Superbike-1
Superbike	Martin Jessopp	Ducati	208	2012 Tue Qualifying
Superbike	Peter Hickman	BMW	207.8	2023 Thu Qualifying
Superstock	Michael Dunlop	Honda	206.5	2023 Superstock-1
Supersport	Richard Cooper	Yamaha	187.0	2023 Supersport-1
Supertwin	Richard Cooper	Kawasaki	170.5	2023 Tue Qualifying

BRIGGS EQUIPMENT NORTH WEST 200 SUPERSTOCK

Q6: Second Qualifying
Thursday, 08 May 2025




Qualifying Time **5:11.143** Qualifying Speed **103.785**

Pos	Class	No	Name	Machine / Sponsor	Best Lap		Total Laps	Qualifying Laps
					Time	Speed		
1	STK	74	Davey TODD	BMW - 8Ten Racing BMW Motorrad	4:22.131	123.190	6	4
2	STK	34	Alastair SEELEY	BMW - SMS / Nicholl Oils Racing	4:22.645	122.949	3	7
3	STK	60	Peter HICKMAN	BMW - 8Ten Racing BMW Motorrad	4:24.672	122.008	3	11
4	STK	3	Dean HARRISON	Honda - Honda Racing UK	4:25.411	121.668	3	8
5	STK	6	Michael DUNLOP	BMW - MD Racing	4:25.998	121.399	2	5
6	STK	36	Jamie COWARD	BMW - KTS Racing by Stanley Stewart	4:26.025	121.387	8	9
7	STK	16	Mike BROWNE	BMW - moobob MLav Racing	4:26.626	121.113	8	8
8	STK	22	Paul JORDAN	Honda - Jackson Racing by Prosper2	4:26.921	120.980	3	10
9	STK	12	Ian HUTCHINSON	BMW - moobob MLav Racing	4:27.239	120.836	9	10
10	STK	1	John McGUINNESS	Honda - Honda Racing UK	4:27.474	120.729	11	11
11	STK	11	Conor CUMMINS	BMW - Burrows Engineering/RK Racing	4:27.635	120.657	10	10
12	STK	7	Josh BROOKES	Honda - Jackson Racing by Prosper2	4:28.395	120.315	7	7
13	STK	38	Erno KOSTAMO	BMW - RVS Motorsport	4:28.462	120.285	9	11
14	STK	18	Michael EVANS	Honda - Dafabet Racing	4:29.954	119.620	7	8
15	STK	65	Michael SWEENEY	BMW - MJR Racing	4:30.657	119.310	6	7
16	STK	8	Sam WEST	BMW - Moto-Hub.co.uk	4:31.222	119.061	8	10
17	STK	15	Nathan HARRISON	Honda - H & H Motorcycles	4:31.527	118.927	5	8
18	STK	92	Mitch REES	Honda - Milenco by Padgett's Motorcycles	4:32.821	118.363	7	8
19	STK	23	Marcus SIMPSON	Honda - WH Racing powered by Dynobike	4:32.931	118.316	11	11
20	STK	20	David JOHNSON	Kawasaki - Platinum Club Racing Kawasaki	4:33.893	117.900	9	10
21	STK	59	Darryl TWEED	Yamaha - Never Be Clever Racing	4:34.098	117.812	9	10
22	STK	71	Phillip CROWE	BMW - Crowe Performance	4:34.601	117.596	5	7
23	STK	56	Adam McLEAN	Kawasaki - Performance Racing Achterhoek	4:35.836	117.070	2	4
24	STK	174	Laurent HOFFMANN	BMW - Hoffmann by MRP	4:36.067	116.972	8	9
25	STK	62	Maurizio BOTTALICO	BMW - Crowe Performance	4:37.450	116.389	6	6
26	STK	10	James CHAWKE	BMW - Lyonara/Chawkie Racing	4:38.275	116.043	9	9
27	STK	25	Amalric BLANC	Honda - Team Gazzz 58/B&M/HML	4:38.906	115.781	7	9
28	STK	66	Ryan GIBSON	BMW - Gibson Motors/Firewood Supplies	4:39.173	115.670	9	10
29	STK	77	Barry BURRELL	BMW - Halliwell Jones BMW Motorrad	4:40.178	115.255	8	9
30	STK	41	Aaron SPENCE	Honda - Sebden Steel/Spence Engineering	4:40.506	115.121	9	9
31	STK	24	Jonathan GOETSCHY	BMW - Optimark Road Racing	4:41.224	114.827	2	6
32	STK	42	Jonathan PERRY	Honda - Gordon Huxley Racing	4:41.600	114.673	3	9
33	STK	49	Kevin KEYES	Yamaha - Daracore Racing	4:41.976	114.520	3	4
34	STK	5	Marty LENNON	BMW - ML Designs	4:42.340	114.373	6	7
35	STK	30	Eddy FERRE	BMW - Optimark Road Racing	4:42.394	114.351	2	7
36	STK	119	Kris DUNCAN	Yamaha - KD/TCC Racing 119	4:42.458	114.325	7	8
37	STK	109	Neil KERNOHAN	Yamaha - Kernohan Racing	4:42.987	114.111	5	7
38	STK	14	Ilja CALJOUW	Kawasaki - Performance Racing Achterhoek	4:43.067	114.079	2	10
39	STK	52	Ryan WHITEHALL	Yamaha - WR Racing	4:43.659	113.841	5	6
40	STK	212	Dean McMASTER	Kawasaki - AIR NI Racing	4:44.237	113.609	4	11
41	STK	32	Martin MORRIS	Honda	4:44.403	113.543	2	8
42	STK	45	Andrea MAJOLA	Yamaha - Parker Car Transport	4:45.016	113.299	5	6
43	STK	50	Julian TRUMMER	Kawasaki - LionHeart Moto Racing	4:45.565	113.081	8	9
44	STK	58	Paul WILLIAMS	Yamaha - Lee Williams Motorsport	4:45.923	112.939	4	7
45	STK	222	Michael GAHAN	BMW - Newline Elite Racing	4:46.672	112.644	4	9
46	STK	80	Barry FURBER	Honda - DC Autos	4:47.349	112.379	5	8
47	STK	40	Rhys HARDISTY	Yamaha - Never Be Clever Racing	4:49.380	111.590	3	4
48	STK	91	Graham McALEESE	BMW - GMAC Racing	4:51.080	110.939	3	6
49	STK	85	Olivier LUPBERGER	Yamaha - Team by Heidger Motorsport	4:51.095	110.933	9	10
50	STK	97	Stephane BEDNAREK	Yamaha - F.R.T.	4:51.360	110.832	8	8
51	STK	73	David BROOK	Honda - brooksuspension.com	4:51.759	110.680	8	10
52	STK	28	Darryl ANDERSON	Yamaha - DKR	4:52.904	110.248	3	6
53	STK	33	Paul CASSIDY	Honda - eSIMGo	4:54.992	109.467	4	8
54	STK	44	Liam CHAWKE	Suzuki - Chawkie Racing SC	4:55.107	109.425	7	10
55	STK	369	Tiziano ROSATI	Yamaha	4:55.789	109.172	7	7
56	STK	35	Don GILBERT	Suzuki - The Don Racing	4:57.165	108.667	8	9
57	STK	53	Wayne BOURGEAIS	Yamaha - Team Basomba Racing/WB Racing	4:57.256	108.634	10	4
58	STK	19	Jean Pierre POLET	BMW - Road's Warrior	4:58.744	108.093	2	8
59	STK	17	Mark GOODINGS	BMW - LMT Motorsport	4:59.548	107.802	7	8

Provisional result to be confirmed by the Stewards of the Meeting subject to completion of technical inspections & the time limit for protests

Page 1 / 2

Circuit	The Triangle	Signed	Organising Club	Coleraine & District MC
Length(miles)	8.9700 Lap 1 (8.8300)		Qualifying Started	11:12
Weather	Sunny	Chief Timekeeper		
Track	Dry, 31.1°C	Issued At: 12:21		



**BRIGGS EQUIPMENT NORTH WEST 200
SUPERSTOCK**


**Q6: Second Qualifying
Thursday, 08 May 2025**



Qualifying Time **5:11.143** **Qualifying Speed** **103.785**

Pos	Class	No	Name	Machine / Sponsor	Best Lap			Total Laps	Qualifying Laps	
					Time	Behind	Speed			
Qualifying Classification										
60	STK	90	Craig KENNELLY	Honda - Residio Racing	5:00.589	38.458	107.429	5	9	4
61	STK	145	Daniel FORBES	Suzuki - FB Racing	5:01.408	39.277	107.137	4	5	2
62	STK	26	Dennis BOOTH	BMW	5:01.926	39.795	106.953	6	7	4
63	STK	69	Brad CLARKE	Suzuki - Powerslide Racing	5:02.204	40.073	106.855	8	9	7
64	STK	139	Dermot CLEARY	Suzuki - Cleary Racing	5:03.546	41.415	106.383	3	4	3
65	STK	43	Stephen DEGNAN	Kawasaki	5:04.424	42.293	106.076	9	10	5
66	STK	87	Emil KRCHNAVY	Kawasaki - KRS Racing by ZD-Motorsport	5:06.949	44.818	105.203	2	5	3
67	STK	21	Joe YEARSLEY	Aprilia - Scott Racing Motorcycles	5:10.941	48.810	103.852	2	8	5
Non Qualifiers										
	STK	29	Luca GOTTARDI	BMW - Cerin by Penz13	4:40.748	18.617	115.021	2	2	1

Provisional result to be confirmed by the Stewards of the Meeting subject to completion of technical inspections & the time limit for protests Page 2 / 2

Circuit	The Triangle	Signed		Organising Club	Coleraine & District MC
Length(miles)	8.9700 Lap 1 (8.8300)	Chief Timekeeper		Qualifying Started	11:12
Weather	Sunny	Issued At:	12:21		
Track	Dry, 31.1°C				



SUPERSTOCK

Q6: Second Qualifying

Thursday, 08 May 2025

DETAILED SECTOR ANALYSIS

Qualifying Classification

Position

1 74 Davey TODD

STK Behind **0.514**
Best Time **4:22.131** Best Speed **123.190** On **6** Gp

Lap	Lap Time	Lap Speed	Sector 1	Sector 2	Sector 3	Speed Trap
1	4:58.295	106.566		1:26.886	1:05.595	193.5
2	31:19.258	17.183	28:48.627	1:25.138	1:05.493	199.2
3	4:23.824	122.400	1:56.049	1:24.797	1:02.978	203.4
4	4:31.734	118.837	1:57.286	1:26.292		196.9
5	11:18.233	47.612		1:24.744	1:03.326	199.2
6	4:22.131	123.190	1:55.202	1:24.085	1:02.844	198.6
<i>Ideal</i>	<i>4:22.131</i>	<i>123.190</i>	<i>1:55.202</i>	<i>1:24.085</i>	<i>1:02.844</i>	<i>203.4</i>

2 34 Alastair SEELEY

STK Behind **0.514**
Best Time **4:22.645** Best Speed **122.949** On **3** Gp

Lap	Lap Time	Lap Speed	Sector 1	Sector 2	Sector 3	Speed Trap
1	5:12.073	101.861		1:26.789	1:05.722	198.0
2	4:23.323	122.633	1:56.333	1:23.360	1:03.630	201.6
3	4:22.645	122.949	1:55.622	1:23.673	1:03.350	196.3
4	4:37.270	116.464	1:56.868	1:26.282		199.2
5	23:36.609	22.795		1:26.599	1:07.042	199.2
6	4:36.611	116.742	1:56.504	1:33.320	1:06.787	199.8
7	4:22.883	122.838	1:55.051	1:23.536	1:04.296	198.6
<i>Ideal</i>	<i>4:21.761</i>	<i>123.364</i>	<i>1:55.051</i>	<i>1:23.360</i>	<i>1:03.350</i>	<i>201.6</i>

3 60 Peter HICKMAN

STK Behind **2.541**
Best Time **4:24.672** Best Speed **122.008** On **3** Gp

Lap	Lap Time	Lap Speed	Sector 1	Sector 2	Sector 3	Speed Trap
1	5:06.500	103.713		1:27.330	1:05.192	196.9
2	4:26.268	121.276	1:57.823	1:25.034	1:03.411	199.2
3	4:24.672	122.008	1:57.660	1:23.823	1:03.189	202.8
4	4:50.193	111.278	2:04.478	1:31.709		193.5
5	13:18.934	40.419		1:26.688	1:05.260	197.5
6	4:44.642	113.448	2:12.203	1:25.875		197.5
7	6:10.963	87.049		1:25.125	1:04.351	194.0
8	4:26.696	121.082	1:56.577	1:26.069	1:04.050	196.9
9	4:29.705	119.731	1:57.697	1:26.747	1:05.261	194.6
10	8:34.005	62.824	6:04.763	1:24.186	1:05.056	194.6
11	4:25.188	121.770	1:56.492	1:24.143	1:04.553	195.2
<i>Ideal</i>	<i>4:23.504</i>	<i>122.548</i>	<i>1:56.492</i>	<i>1:23.823</i>	<i>1:03.189</i>	<i>202.8</i>

Qualifying Classification

Position

4 3 Dean HARRISON

STK Behind **3.280**
Best Time **4:25.411** Best Speed **121.668** On **3** Gp

Lap	Lap Time	Lap Speed	Sector 1	Sector 2	Sector 3	Speed Trap
1	4:59.909	105.992		1:27.301	1:05.398	201.6
2	4:27.736	120.611	1:59.305	1:24.776	1:03.655	202.8
3	4:25.411	121.668	1:56.764	1:24.984	1:03.663	201.6
4	4:38.708	115.863	2:00.020	1:29.575		199.2
5	13:15.691	40.584		1:25.965	1:04.707	184.0
6	4:28.709	120.175	1:58.391	1:25.174	1:05.144	200.4
7	4:25.981	121.407	1:57.087	1:25.575	1:03.319	201.6
8	5:22.522	100.123	1:56.823	2:01.098		194.6
<i>Ideal</i>	<i>4:24.859</i>	<i>121.921</i>	<i>1:56.764</i>	<i>1:24.776</i>	<i>1:03.319</i>	<i>202.8</i>

5 6 Michael DUNLOP

STK Behind **3.867**
Best Time **4:25.998** Best Speed **121.399** On **2** Gp

Lap	Lap Time	Lap Speed	Sector 1	Sector 2	Sector 3	Speed Trap
1	7:19.986	72.248		1:26.613	1:31.691	202.2
2	4:25.998	121.399	1:57.206	1:23.777	1:05.015	201.6
3	4:41.721	114.624	2:03.766	1:25.167		199.2
4	12:20.491	43.609		1:29.291	1:08.422	195.7
5	4:28.346	120.337	1:57.064	1:23.657		202.8
<i>Ideal</i>	<i>4:25.736</i>	<i>121.519</i>	<i>1:57.064</i>	<i>1:23.657</i>	<i>1:05.015</i>	<i>202.8</i>

6 36 Jamie COWARD

STK Behind **3.894**
Best Time **4:26.025** Best Speed **121.387** On **8** Gp

Lap	Lap Time	Lap Speed	Sector 1	Sector 2	Sector 3	Speed Trap
1	5:12.009	101.882		1:28.026	1:08.311	180.0
2	4:34.742	117.536	1:59.712	1:26.092		201.0
3	12:17.302	43.798		1:28.416	1:05.533	197.5
4	4:32.788	118.378	2:01.931	1:25.967	1:04.890	199.8
5	4:28.137	120.431	1:58.208	1:25.477	1:04.452	196.3
6	4:38.247	116.055	2:00.862	1:27.977		189.1
7	17:25.160	30.897		1:27.313	1:05.040	200.4
8	4:26.025	121.387	1:56.013	1:25.442	1:04.570	199.2
9	5:06.288	105.430	2:20.203	1:28.167		194.0
<i>Ideal</i>	<i>4:25.907</i>	<i>121.441</i>	<i>1:56.013</i>	<i>1:25.442</i>	<i>1:04.452</i>	<i>201.0</i>

Qualifying Classification							
Position							
7	16 Mike BROWNE						
	STK		Behind	4.495			
Best Time	4:26.626	Best Speed	121.113	On	8	Gp	
Lap	Lap Time	Lap Speed	Sector 1	Sector 2	Sector 3	Speed Trap	
1	5:11.043	102.198		1:28.212	1:06.931	183.0	
2	4:29.143	119.981	1:58.584	1:25.623	1:04.936	205.3	
3	4:28.861	120.107	1:58.533	1:25.630	1:04.698	201.6	
4	4:47.151	112.457	2:10.476	1:27.444		199.8	
5	17:50.648	30.161		1:25.679	1:04.993	201.0	
6	5:23.305	99.881	2:14.819	1:50.401		156.9	
7	14:51.057	36.240		1:25.056	1:06.217	198.6	
8	4:26.626	121.113	1:57.464	1:24.905	1:04.257	199.8	
<i>Ideal</i>	<i>4:26.626</i>	<i>121.113</i>	<i>1:57.464</i>	<i>1:24.905</i>	<i>1:04.257</i>	<i>205.3</i>	

Qualifying Classification							
Position							
8	22 Paul JORDAN						
	STK		Behind	4.790			
Best Time	4:26.921	Best Speed	120.980	On	3	Gp	
Lap	Lap Time	Lap Speed	Sector 1	Sector 2	Sector 3	Speed Trap	
1	5:00.274	105.863		1:26.047	1:05.188	195.2	
2	4:29.798	119.690	1:59.669	1:25.679	1:04.450	192.4	
3	4:26.921	120.980	1:57.416	1:25.254	1:04.251	199.2	
4	4:52.051	110.570	2:05.468	1:28.803		177.2	
5	10:43.018	50.219		1:28.991	1:08.266	196.3	
6	4:27.815	120.576	1:58.252	1:25.256	1:04.307	196.9	
7	4:52.571	110.373	2:02.297	1:32.978		180.0	
8	15:17.200	35.207		1:27.275	1:05.462	198.6	
9	4:31.067	119.129	2:00.319	1:25.760	1:04.988	198.0	
10	4:27.782	120.591	1:58.254	1:24.964	1:04.564	196.3	
<i>Ideal</i>	<i>4:26.631</i>	<i>121.111</i>	<i>1:57.416</i>	<i>1:24.964</i>	<i>1:04.251</i>	<i>199.2</i>	

Qualifying Classification							
Position							
9	12 Ian HUTCHINSON						
	STK		Behind	5.108			
Best Time	4:27.239	Best Speed	120.836	On	9	Gp	
Lap	Lap Time	Lap Speed	Sector 1	Sector 2	Sector 3	Speed Trap	
1	5:38.106	94.018		1:34.738		187.6	
2	8:51.506	60.756		1:26.311	1:06.208	195.7	
3	4:38.442	115.974	2:03.830	1:27.699	1:06.913	194.6	
4	4:31.922	118.755	1:59.626	1:26.003	1:06.293	195.7	
5	4:36.196	116.917	1:59.219	1:25.824		187.0	
6	16:02.257	33.559		1:26.308	1:06.049	192.9	
7	4:31.142	119.096	1:59.139	1:25.908	1:06.095	196.9	
8	4:29.324	119.900	1:58.969	1:25.167	1:05.188	196.9	
9	4:27.239	120.836	1:58.128	1:24.696	1:04.415	195.7	
10	4:34.229	117.756	1:58.316	1:24.897		193.5	
<i>Ideal</i>	<i>4:27.239</i>	<i>120.836</i>	<i>1:58.128</i>	<i>1:24.696</i>	<i>1:04.415</i>	<i>196.9</i>	

Qualifying Classification							
Position							
10	1 John McGUINNESS						
	STK		Behind	5.343			
Best Time	4:27.474	Best Speed	120.729	On	11	Gp	
Lap	Lap Time	Lap Speed	Sector 1	Sector 2	Sector 3	Speed Trap	
1	4:59.535	106.124		1:27.172	1:06.024	199.2	
2	4:32.029	118.708	2:00.245	1:26.440	1:05.344	199.8	
3	4:30.556	119.354	1:59.173	1:26.413	1:04.970	197.5	
4	4:38.597	115.909	2:01.570	1:29.062	1:07.965	183.0	
5	4:37.069	116.549	2:03.176	1:28.490	1:05.403	181.0	
6	4:28.218	120.395	1:58.266	1:25.521	1:04.431	195.7	
7	4:53.281	110.106	2:06.106	1:30.457		185.5	
8	15:48.249	34.054		1:32.660	1:07.210	195.7	
9	4:41.512	114.709	2:07.027	1:28.281	1:06.204	198.6	
10	4:30.162	119.528	1:57.486	1:25.456	1:07.220	198.0	
11	4:27.474	120.729	1:58.079	1:25.355	1:04.040	195.2	
<i>Ideal</i>	<i>4:26.881</i>	<i>120.998</i>	<i>1:57.486</i>	<i>1:25.355</i>	<i>1:04.040</i>	<i>199.8</i>	

Qualifying Classification

Position

11 **11 Conor CUMMINS**
 STK Behind **5.504**
 Best Time **4:27.635** Best Speed **120.657** On **10** Gp

Lap	Lap Time	Lap Speed	Sector 1	Sector 2	Sector 3	Speed Trap
1	5:08.591	103.010		1:27.827	1:05.714	187.6
2	5:02.870	106.620	2:24.696	1:31.931	1:06.243	196.3
3	4:32.986	118.292	1:59.028	1:28.866	1:05.092	197.5
4	4:33.052	118.263	2:01.268	1:26.961	1:04.823	192.4
5	4:29.737	119.717	1:58.814	1:26.219	1:04.704	192.9
6	4:51.663	110.717	2:03.590	1:33.976		189.1
7	19:51.454	27.103		1:27.166	1:06.405	194.6
8	4:34.274	117.736	2:01.401	1:27.745	1:05.128	195.2
9	4:30.279	119.477	1:58.426	1:26.203	1:05.650	195.7
10	4:27.635	120.657	1:57.310	1:25.688	1:04.637	198.6
<i>Ideal</i>	<i>4:27.635</i>	<i>120.657</i>	<i>1:57.310</i>	<i>1:25.688</i>	<i>1:04.637</i>	<i>198.6</i>

12 7 Josh BROOKES

STK Behind **6.264**
 Best Time **4:28.395** Best Speed **120.315** On **7** Gp

Lap	Lap Time	Lap Speed	Sector 1	Sector 2	Sector 3	Speed Trap
1	5:12.310	101.783		1:26.019	1:06.413	186.5
2	4:32.411	118.541	2:00.395	1:25.837	1:06.179	201.6
3	4:34.230	117.755	1:58.616	1:26.299		203.4
4	21:33.164	24.971		1:28.904		198.6
5	16:04.955	33.465		1:28.635	1:07.579	198.6
6	4:34.557	117.615	2:00.280	1:27.475	1:06.802	198.6
7	4:28.395	120.315	1:57.165	1:25.823	1:05.407	201.6
<i>Ideal</i>	<i>4:28.395</i>	<i>120.315</i>	<i>1:57.165</i>	<i>1:25.823</i>	<i>1:05.407</i>	<i>203.4</i>

Qualifying Classification

Position

13 **38 Erno KOSTAMO**
 STK Behind **6.331**
 Best Time **4:28.462** Best Speed **120.285** On **9** Gp

Lap	Lap Time	Lap Speed	Sector 1	Sector 2	Sector 3	Speed Trap
1	5:09.343	102.760		1:27.766	1:06.049	183.0
2	4:30.575	119.346	1:59.571	1:25.964	1:05.040	192.9
3	4:38.757	115.843	2:04.253	1:27.783	1:06.721	196.9
4	4:35.990	117.004	2:00.106	1:26.491		197.5
5	18:15.075	29.488		1:27.274	1:06.554	191.8
6	4:31.672	118.864	1:59.263	1:27.035	1:05.374	196.3
7	4:34.460	117.656	2:01.926	1:27.737	1:04.797	192.9
8	4:31.813	118.802	2:00.697	1:26.223	1:04.893	195.2
9	4:28.462	120.285	1:58.623	1:25.964	1:03.875	194.6
10	4:50.348	111.218	2:10.616	1:31.795	1:07.937	190.2
11	4:55.030	109.453	1:59.002	1:47.335	1:08.693	194.6
<i>Ideal</i>	<i>4:28.462</i>	<i>120.285</i>	<i>1:58.623</i>	<i>1:25.964</i>	<i>1:03.875</i>	<i>197.5</i>

14 18 Michael EVANS

STK Behind **7.823**
 Best Time **4:29.954** Best Speed **119.620** On **7** Gp

Lap	Lap Time	Lap Speed	Sector 1	Sector 2	Sector 3	Speed Trap
1	5:16.237	100.520		1:27.711	1:07.023	187.0
2	4:31.843	118.789	2:00.426	1:26.001	1:05.416	201.0
3	4:37.247	116.474	2:02.056	1:26.272		198.6
4	14:29.134	37.154		1:26.166	1:05.418	198.0
5	4:41.815	114.586	2:00.300	1:32.008		198.0
6	15:31.961	34.650		1:27.067	1:07.007	198.6
7	4:29.954	119.620	2:00.073	1:25.077	1:04.804	196.9
8	4:40.007	115.326	2:02.086	1:27.316		198.6
<i>Ideal</i>	<i>4:29.954</i>	<i>119.620</i>	<i>2:00.073</i>	<i>1:25.077</i>	<i>1:04.804</i>	<i>201.0</i>

15 65 Michael SWEENEY

STK Behind **8.526**
 Best Time **4:30.657** Best Speed **119.310** On **6** Gp

Lap	Lap Time	Lap Speed	Sector 1	Sector 2	Sector 3	Speed Trap
1	5:12.691	101.659		1:28.226	1:08.164	183.5
2	4:32.338	118.573	1:59.801	1:25.637	1:06.900	200.4
3	4:31.050	119.137	1:59.574	1:25.780	1:05.696	201.0
4	4:55.029	109.454	2:06.276	1:32.651		201.0
5	16:31.375	32.573		1:30.286	1:07.666	202.8
6	4:30.657	119.310	1:57.883	1:26.315	1:06.459	204.0
7	5:13.718	102.933	2:30.772	1:29.203		201.0
<i>Ideal</i>	<i>4:29.216</i>	<i>119.948</i>	<i>1:57.883</i>	<i>1:25.637</i>	<i>1:05.696</i>	<i>204.0</i>

Qualifying Classification

Position

16 **8 Sam WEST**

STK Behind **9.091**
Best Time **4:31.222** Best Speed **119.061** On **8** Gp

Lap	Lap Time	Lap Speed	Sector 1	Sector 2	Sector 3	Speed Trap
1	6:03.746	87.391		1:34.578		196.3
2	15:05.893	35.647		1:28.398	1:07.670	194.0
3	4:36.697	116.705	2:01.880	1:28.062	1:06.755	196.3
4	4:38.272	116.045	2:01.887	1:29.501	1:06.884	196.3
5	4:35.921	117.033	2:01.125	1:27.319	1:07.477	192.9
6	4:51.161	110.908	2:06.146	1:31.779		191.8
7	8:59.093	59.901		1:27.665	1:05.765	193.5
8	4:31.222	119.061	1:58.990	1:26.555	1:05.677	198.0
9	5:00.120	107.597	2:21.353	1:30.031	1:08.736	195.7
10	4:32.275	118.601	2:00.173	1:26.954	1:05.148	194.0
<i>Ideal</i>	<i>4:30.693</i>	<i>119.294</i>	<i>1:58.990</i>	<i>1:26.555</i>	<i>1:05.148</i>	<i>198.0</i>

17 **15 Nathan HARRISON**

STK Behind **9.396**
Best Time **4:31.527** Best Speed **118.927** On **5** Gp

Lap	Lap Time	Lap Speed	Sector 1	Sector 2	Sector 3	Speed Trap
1	5:37.393	94.217		1:28.802	1:06.966	198.0
2	4:33.871	117.910	2:01.389	1:26.795	1:05.687	193.5
3	4:32.770	118.385	2:00.019	1:26.874	1:05.877	194.0
4	4:34.560	117.614	2:02.359	1:26.750	1:05.451	187.0
5	4:31.527	118.927	1:59.632	1:26.540	1:05.355	193.5
6	4:44.756	113.402	2:02.256	1:29.683		191.3
7	19:59.977	26.911		1:57.718		188.1
8	14:43.605	36.546		1:27.537		196.3
<i>Ideal</i>	<i>4:31.527</i>	<i>118.927</i>	<i>1:59.632</i>	<i>1:26.540</i>	<i>1:05.355</i>	<i>198.0</i>

18 **92 Mitch REES**

STK Behind **10.690**
Best Time **4:32.821** Best Speed **118.363** On **7** Gp

Lap	Lap Time	Lap Speed	Sector 1	Sector 2	Sector 3	Speed Trap
1	7:38.350	69.353		1:30.700	1:07.517	187.0
2	4:36.823	116.652	2:02.100	1:28.830	1:05.893	188.6
3	4:45.284	113.192	2:09.202	1:29.113	1:06.969	121.5
4	4:42.399	114.349	2:03.812	1:29.985		183.5
5	15:14.139	35.325		1:27.685	1:05.535	194.0
6	4:33.202	118.198	2:01.246	1:26.994	1:04.962	196.3
7	4:32.821	118.363	2:00.087	1:27.003	1:05.731	196.3
8	4:42.002	114.510	2:00.369	1:31.906		194.0
<i>Ideal</i>	<i>4:32.043</i>	<i>118.702</i>	<i>2:00.087</i>	<i>1:26.994</i>	<i>1:04.962</i>	<i>196.3</i>

Qualifying Classification

Position

19 **23 Marcus SIMPSON**

STK Behind **10.800**
Best Time **4:32.931** Best Speed **118.316** On **11** Gp

Lap	Lap Time	Lap Speed	Sector 1	Sector 2	Sector 3	Speed Trap
1	5:47.333	91.520		1:31.007		182.5
2	5:16.051	102.173		1:29.663	1:10.836	194.6
3	4:41.534	114.700	2:02.991	1:29.189	1:09.354	198.0
4	4:38.852	115.803	2:02.691	1:27.741	1:08.420	199.2
5	4:50.271	111.248	2:07.011	1:30.435		171.8
6	12:54.429	41.698		1:29.532	1:06.723	198.6
7	4:35.546	117.193	2:00.907	1:27.453	1:07.186	199.2
8	4:42.519	114.300	2:04.080	1:32.026	1:06.413	196.3
9	4:42.884	114.153	2:02.055	1:33.205	1:07.624	183.0
10	4:34.603	117.595	2:00.260	1:27.958	1:06.385	198.6
11	4:32.931	118.316	1:59.912	1:26.779	1:06.240	198.6
<i>Ideal</i>	<i>4:32.931</i>	<i>118.316</i>	<i>1:59.912</i>	<i>1:26.779</i>	<i>1:06.240</i>	<i>199.2</i>

20 **20 David JOHNSON**

STK Behind **11.762**
Best Time **4:33.893** Best Speed **117.900** On **9** Gp

Lap	Lap Time	Lap Speed	Sector 1	Sector 2	Sector 3	Speed Trap
1	5:15.805	100.657		1:29.397	1:07.138	188.6
2	4:36.289	116.878	2:02.451	1:28.162	1:05.676	195.2
3	4:35.730	117.115	2:01.804	1:28.477	1:05.449	189.7
4	4:48.702	111.852	2:05.975	1:30.061		187.0
5	14:45.756	36.457		1:30.597	1:06.094	187.6
6	4:36.170	116.928	2:02.053	1:28.258	1:05.859	189.1
7	4:45.056	113.283	2:01.750	1:30.360		187.6
8	10:13.211	52.661		1:45.484	1:06.874	190.2
9	4:33.893	117.900	2:00.933	1:28.069	1:04.891	189.7
10	5:10.967	103.844	2:06.720	1:34.695		187.6
<i>Ideal</i>	<i>4:33.893</i>	<i>117.900</i>	<i>2:00.933</i>	<i>1:28.069</i>	<i>1:04.891</i>	<i>195.2</i>



DETAILED SECTOR ANALYSIS

Qualifying Classification

Position

21	59 Darryl TWEED	STK	Behind	11.967		
Best Time	4:34.098	Best Speed	117.812	On 9 Gp		
Lap	Lap Time	Lap Speed	Sector 1	Sector 2	Sector 3	Speed Trap
1	6:51.958	77.163	1:30.414	1:09.761	188.1	
2	4:46.232	112.818	2:05.770	1:29.813	1:10.649	195.7
3	4:44.145	113.646	2:05.727	1:28.355	1:10.063	190.7
4	4:39.217	115.652	2:03.476	1:28.336	1:07.405	192.4
5	4:39.522	115.526	2:04.461	1:27.892	1:07.169	190.2
6	5:03.040	106.560	2:10.121	1:36.660		170.5
7	16:43.168	32.190	1:33.382	1:07.972		189.1
8	4:43.163	114.040	2:02.084	1:33.973	1:07.106	194.0
9	4:34.098	117.812	2:00.385	1:27.759	1:05.954	195.2
10	4:44.356	113.562	2:01.048	1:29.018		192.4
<i>Ideal</i>	<i>4:34.098</i>	<i>117.812</i>	<i>2:00.385</i>	<i>1:27.759</i>	<i>1:05.954</i>	<i>195.7</i>

22 71 Phillip CROWE

	STK	Behind	12.470			
Best Time	4:34.601	Best Speed	117.596			
	On 5	Gp				
Lap	Lap Time	Lap Speed	Sector 1	Sector 2	Sector 3	Speed Trap
1	7:44.346	68.458	1:40.995	1:08.415		188.6
2	4:36.382	116.838	2:01.610	1:28.312	1:06.460	186.5
3	4:47.724	112.233	2:05.665	1:31.628		123.5
4	15:21.213	35.054	1:28.510	1:05.669		185.0
5	4:34.601	117.596	2:01.209	1:27.775	1:05.617	186.0
6	4:41.861	114.567	2:01.239	1:28.667	1:11.955	185.0
7	5:02.448	106.769	2:04.817	1:49.282		159.6
<i>Ideal</i>	<i>4:34.601</i>	<i>117.596</i>	<i>2:01.209</i>	<i>1:27.775</i>	<i>1:05.617</i>	<i>188.6</i>

23 56 Adam McLEAN

	STK	Behind	13.705			
Best Time	4:35.836	Best Speed	117.070			
	On 2	Gp				
Lap	Lap Time	Lap Speed	Sector 1	Sector 2	Sector 3	Speed Trap
1	5:26.615	97.326	1:28.269	1:06.882		190.2
2	4:35.836	117.070	2:01.743	1:27.810	1:06.283	191.8
3	4:41.121	114.869	2:02.425	1:32.492	1:06.204	190.2
4	4:44.587	113.470	2:03.667	1:27.643		183.5
<i>Ideal</i>	<i>4:35.590</i>	<i>117.174</i>	<i>2:01.743</i>	<i>1:27.643</i>	<i>1:06.204</i>	<i>191.8</i>

Qualifying Classification

Position

24	174 Laurent HOFFMANN	STK	Behind	13.936		
Best Time	4:36.067	Best Speed	116.972	On 8 Gp		
Lap	Lap Time	Lap Speed	Sector 1	Sector 2	Sector 3	Speed Trap
1	8:18.075	63.822	1:35.711	1:10.442		192.4
2	4:42.439	114.333	2:05.423	1:29.646	1:07.370	196.9
3	4:48.028	112.114	2:08.586	1:31.111	1:08.331	188.6
4	4:41.401	114.754	2:04.850	1:29.262	1:07.289	195.7
5	4:42.045	114.492	2:05.013	1:29.680	1:07.352	194.0
6	4:53.359	110.077	2:08.636	1:32.602		196.3
7	21:17.227	25.283	1:33.756	1:08.262		199.2
8	4:36.067	116.972	2:01.948	1:28.596	1:05.523	198.0
9	4:47.822	112.194	2:05.572	1:31.682	1:10.568	192.4
<i>Ideal</i>	<i>4:36.067</i>	<i>116.972</i>	<i>2:01.948</i>	<i>1:28.596</i>	<i>1:05.523</i>	<i>199.2</i>

25 62 Maurizio BOTTALICO

	STK	Behind	15.319			
Best Time	4:37.450	Best Speed	116.389			
	On 6	Gp				
Lap	Lap Time	Lap Speed	Sector 1	Sector 2	Sector 3	Speed Trap
1	7:52.613	67.260	1:32.463	1:09.212		194.0
2	4:42.223	114.420	2:03.821	1:30.490	1:07.912	192.9
3	4:46.933	112.542	2:07.281	1:31.600	1:08.052	150.0
4	5:08.150	104.793	2:07.108	1:40.652		187.0
5	28:53.454	18.629	1:30.224	1:08.029		195.2
6	4:37.450	116.389	2:01.730	1:29.170	1:06.550	193.5
<i>Ideal</i>	<i>4:37.450</i>	<i>116.389</i>	<i>2:01.730</i>	<i>1:29.170</i>	<i>1:06.550</i>	<i>195.2</i>

26 10 James CHAWKE

	STK	Behind	16.144			
Best Time	4:38.275	Best Speed	116.043			
	On 9	Gp				
Lap	Lap Time	Lap Speed	Sector 1	Sector 2	Sector 3	Speed Trap
1	5:44.354	92.312	1:32.724	1:12.740		188.6
2	4:40.260	115.222	2:04.320	1:28.044	1:07.896	193.5
3	4:40.879	114.968	2:05.380	1:28.097	1:07.402	185.5
4	4:38.726	115.856	2:03.690	1:27.800	1:07.236	190.7
5	4:41.254	114.814	2:02.542	1:28.283		192.4
6	24:05.817	22.335	1:30.814	1:10.362		192.9
7	4:46.071	112.881	2:02.924	1:29.787	1:13.360	194.6
8	4:39.259	115.635	2:03.249	1:27.625	1:08.385	194.6
9	4:38.275	116.043	2:02.507	1:28.476	1:07.292	190.7
<i>Ideal</i>	<i>4:37.368</i>	<i>116.423</i>	<i>2:02.507</i>	<i>1:27.625</i>	<i>1:07.236</i>	<i>194.6</i>

DETAILED SECTOR ANALYSIS

Qualifying Classification

Position

27 25 Amalric BLANC

STK Behind 16.775

Best Time 4:38.906 Best Speed 115.781 On 7 Gp

Lap	Lap Time	Lap Speed	Sector 1	Sector 2	Sector 3	Speed Trap
1	5:37.701	94.131		1:29.937	1:10.641	181.5
2	4:41.658	114.650	2:04.651	1:28.707	1:08.300	189.1
3	4:40.044	115.310	2:03.540	1:28.434	1:08.070	196.9
4	4:40.154	115.265	2:04.489	1:28.345	1:07.320	192.9
5	4:49.355	111.600	2:04.552	1:28.718		192.9
6	15:44.026	34.207		1:29.629	1:08.119	189.1
7	4:38.906	115.781	2:03.022	1:28.154	1:07.730	196.9
8	4:40.229	115.234	2:04.258	1:28.043	1:07.928	194.0
9	4:42.728	114.216	2:04.406	1:29.163		194.6
<i>Ideal</i>	4:38.385	115.998	2:03.022	1:28.043	1:07.320	196.9

Qualifying Classification

Position

29 77 Barry BURRELL

STK Behind 18.047

Best Time 4:40.178 Best Speed 115.255 On 8 Gp

Lap	Lap Time	Lap Speed	Sector 1	Sector 2	Sector 3	Speed Trap
1	7:42.413	68.744		1:32.816	1:09.798	174.4
2	4:44.641	113.448	2:05.576	1:30.455	1:08.610	184.0
3	5:39.202	95.200	2:50.991	1:33.776		167.1
4	7:12.191	74.717		1:30.893	1:24.009	181.0
5	4:49.097	111.700	2:04.130	1:32.494		183.0
6	15:02.345	35.787		1:30.905	1:09.719	185.5
7	4:44.294	113.587	2:05.477	1:29.709	1:09.108	181.5
8	4:40.178	115.255	2:03.653	1:29.363	1:07.162	182.5
9	4:53.348	110.081	2:04.131	1:30.044		181.0
<i>Ideal</i>	4:40.178	115.255	2:03.653	1:29.363	1:07.162	185.5

28 66 Ryan GIBSON

STK Behind 17.042

Best Time 4:39.173 Best Speed 115.670 On 9 Gp

Lap	Lap Time	Lap Speed	Sector 1	Sector 2	Sector 3	Speed Trap
1	5:44.540	92.262		1:30.912	1:12.369	191.8
2	4:46.187	112.835	2:06.294	1:29.904	1:09.989	195.7
3	4:46.263	112.805	2:07.672	1:29.407	1:09.184	181.0
4	4:45.738	113.013	2:07.121	1:29.013	1:09.604	186.0
5	4:43.276	113.995	2:05.259	1:29.608	1:08.409	192.4
6	5:01.432	107.129	2:10.585	1:35.776		189.7
7	14:39.045	36.735		1:29.752	1:09.147	189.7
8	4:42.724	114.217	2:05.376	1:29.010	1:08.338	192.9
9	4:39.173	115.670	2:03.112	1:28.535	1:07.526	194.0
10	5:11.436	103.687	2:17.858	1:36.358		172.2
<i>Ideal</i>	4:39.173	115.670	2:03.112	1:28.535	1:07.526	195.7

30 41 Aaron SPENCE

STK Behind 18.375

Best Time 4:40.506 Best Speed 115.121 On 9 Gp

Lap	Lap Time	Lap Speed	Sector 1	Sector 2	Sector 3	Speed Trap
1	5:49.965	90.832		1:32.382	1:11.551	184.5
2	4:50.195	111.277	2:07.414	1:31.009	1:11.772	199.8
3	4:49.744	111.450	2:08.180	1:31.276	1:10.288	183.5
4	4:44.902	113.344	2:05.582	1:30.129	1:09.191	198.0
5	4:45.743	113.011	2:04.400	1:29.685	1:11.658	198.0
6	4:44.818	113.378	2:05.898	1:30.076	1:08.844	196.9
7	5:26.479	98.910	2:18.059	1:52.974		185.5
8	16:02.576	33.547		1:36.395	1:09.638	198.0
9	4:40.506	115.121	2:04.021	1:28.687	1:07.798	196.9
<i>Ideal</i>	4:40.506	115.121	2:04.021	1:28.687	1:07.798	199.8

31 24 Jonathan GOETSCHY

STK Behind 19.093

Best Time 4:41.224 Best Speed 114.827 On 2 Gp

Lap	Lap Time	Lap Speed	Sector 1	Sector 2	Sector 3	Speed Trap
1	5:50.034	90.814		1:28.905	1:10.398	194.0
2	4:41.224	114.827	2:03.906	1:28.661	1:08.657	190.2
3	5:32.297	97.178	2:13.612	1:46.580		194.0
4	16:08.337	33.348		1:30.700	1:10.038	191.3
5	4:42.612	114.263	2:04.060	1:29.660	1:08.892	191.8
6	5:35.105	96.364	2:34.094	1:40.812		173.5
<i>Ideal</i>	4:41.224	114.827	2:03.906	1:28.661	1:08.657	194.0

Qualifying Classification

Position

32	42 Jonathan PERRY	STK	Behind	19.469		
Best Time	4:41.600	Best Speed	114.673	On 3 Gp		
Lap	Lap Time	Lap Speed	Sector 1	Sector 2	Sector 3	Speed Trap
1	6:28.278	81.869		1:34.270	1:11.053	191.8
2	4:42.996	114.108	2:04.882	1:30.187	1:07.927	192.4
3	4:41.600	114.673	2:02.361	1:30.217	1:09.022	193.5
4	4:52.623	110.354	2:07.166	1:32.992		182.5
5	18:33.363	29.004		1:31.507	1:09.222	192.4
6	4:43.777	113.794	2:04.602	1:31.367	1:07.808	189.7
7	4:43.637	113.850	2:04.238	1:31.086	1:08.313	188.6
8	4:44.192	113.627	2:05.293	1:30.150	1:08.749	191.8
9	4:57.854	108.416	2:06.372	1:30.444		189.7
<i>Ideal</i>	<i>4:40.319</i>	<i>115.197</i>	<i>2:02.361</i>	<i>1:30.150</i>	<i>1:07.808</i>	<i>193.5</i>

33 49 Kevin KEYES

	STK	Behind	19.845			
Best Time	4:41.976	Best Speed	114.520			
On	3	Gp				
Lap	Lap Time	Lap Speed	Sector 1	Sector 2	Sector 3	Speed Trap
1	5:44.922	92.160		1:29.878	1:10.025	192.9
2	4:47.220	112.429	2:09.805	1:29.378	1:08.037	191.8
3	4:41.976	114.520	2:05.130	1:29.150	1:07.696	190.7
4	4:51.808	110.662	2:05.518	1:31.703		181.5
<i>Ideal</i>	<i>4:41.976</i>	<i>114.520</i>	<i>2:05.130</i>	<i>1:29.150</i>	<i>1:07.696</i>	<i>192.9</i>

34 5 Marty LENNON

	STK	Behind	20.209			
Best Time	4:42.340	Best Speed	114.373			
On	6	Gp				
Lap	Lap Time	Lap Speed	Sector 1	Sector 2	Sector 3	Speed Trap
1	6:33.833	80.714		1:38.276	1:13.019	183.0
2	4:45.138	113.250	2:06.858	1:29.822	1:08.458	191.3
3	5:56.556	90.566	3:11.985	1:33.492		186.0
4	13:28.321	39.949		1:48.639	1:09.426	180.5
5	4:44.358	113.561	2:05.229	1:31.482	1:07.647	185.0
6	4:42.340	114.373	2:04.878	1:30.092	1:07.370	183.5
7	4:45.273	113.197	2:04.262	1:30.637		187.0
<i>Ideal</i>	<i>4:41.454</i>	<i>114.733</i>	<i>2:04.262</i>	<i>1:29.822</i>	<i>1:07.370</i>	<i>191.3</i>

Qualifying Classification

Position

35	30 Eddy FERRE	STK	Behind	20.263		
Best Time	4:42.394	Best Speed	114.351	On 2 Gp		
Lap	Lap Time	Lap Speed	Sector 1	Sector 2	Sector 3	Speed Trap
1	5:49.042	91.072		1:30.350	1:09.017	188.1
2	4:42.394	114.351	2:05.556	1:28.903	1:07.935	182.5
3	4:55.389	109.320	2:08.749	1:31.180		187.6
4	7:01.433	76.624		1:31.035	1:08.923	190.7
5	5:18.946	101.246	2:24.080	1:39.302		182.5
6	31:49.193	16.914		1:29.721	1:08.246	189.1
7	4:53.674	109.959	2:15.232	1:30.474	1:07.968	187.6
<i>Ideal</i>	<i>4:42.394</i>	<i>114.351</i>	<i>2:05.556</i>	<i>1:28.903</i>	<i>1:07.935</i>	<i>190.7</i>

36 119 Kris DUNCAN

	STK	Behind	20.327			
Best Time	4:42.458	Best Speed	114.325			
On	7	Gp				
Lap	Lap Time	Lap Speed	Sector 1	Sector 2	Sector 3	Speed Trap
1	6:14.963	84.776		1:32.091	1:10.545	172.6
2	4:50.708	111.081	2:09.195	1:31.218	1:10.295	183.0
3	4:52.224	110.504	2:07.103	1:31.995		189.7
4	19:12.985	28.007		1:31.144	1:08.843	186.0
5	5:05.743	105.618	2:25.415	1:31.504	1:08.824	185.0
6	4:45.452	113.126	2:06.696	1:30.247	1:08.509	186.0
7	4:42.458	114.325	2:04.412	1:29.948	1:08.098	184.5
8	4:48.837	111.800	2:05.415	1:32.783		185.0
<i>Ideal</i>	<i>4:42.458</i>	<i>114.325</i>	<i>2:04.412</i>	<i>1:29.948</i>	<i>1:08.098</i>	<i>189.7</i>

37 109 Neil KERNOHAN

	STK	Behind	20.856			
Best Time	4:42.987	Best Speed	114.111			
On	5	Gp				
Lap	Lap Time	Lap Speed	Sector 1	Sector 2	Sector 3	Speed Trap
1	6:59.876	75.708		1:32.205	1:10.342	183.0
2	4:57.072	108.701	2:11.007	1:31.245		186.0
3	8:26.555	63.748		1:29.637	1:09.186	175.8
4	4:44.033	113.691	2:06.635	1:29.942	1:07.456	179.5
5	4:42.987	114.111	2:05.812	1:29.614	1:07.561	183.5
6	4:49.867	111.403	2:06.708	1:30.181		184.0
7	15:16.949	35.217		1:29.421		184.0
<i>Ideal</i>	<i>4:42.689</i>	<i>114.232</i>	<i>2:05.812</i>	<i>1:29.421</i>	<i>1:07.456</i>	<i>186.0</i>

Qualifying Classification

Position

38 14 Ilja CALJOUW

STK Behind 20.936

Best Time 4:43.067 Best Speed 114.079 On 2 Gp

Lap	Lap Time	Lap Speed	Sector 1	Sector 2	Sector 3	Speed Trap
1	5:37.200	94.270	1:30.318	1:11.309	189.7	
2	4:43.067	114.079	2:04.656	1:30.055	1:08.356	188.1
3	5:13.282	103.076	2:32.905	1:30.864	1:09.513	192.9
4	4:47.044	112.498	2:06.908	1:30.430	1:09.706	184.5
5	4:52.344	110.459	2:08.475	1:31.603		189.1
6	13:03.880	41.195	1:32.045	1:14.402		187.6
7	4:47.675	112.252	2:06.872	1:30.834	1:09.969	182.0
8	4:50.851	111.026	2:08.173	1:32.899	1:09.779	184.5
9	4:45.507	113.104	2:06.447	1:29.848	1:09.212	187.0
10	5:03.114	106.534	2:07.201	1:42.784		187.6
<i>Ideal</i>	<i>4:42.860</i>	<i>114.162</i>	<i>2:04.656</i>	<i>1:29.848</i>	<i>1:08.356</i>	<i>192.9</i>

39 52 Ryan WHITEHALL

STK Behind 21.528

Best Time 4:43.659 Best Speed 113.841 On 5 Gp

Lap	Lap Time	Lap Speed	Sector 1	Sector 2	Sector 3	Speed Trap
1	7:55.022	66.919	1:33.746	1:10.866	173.5	
2	4:49.365	111.596	2:06.669	1:32.699	1:09.997	190.7
3	4:52.529	110.389	2:07.796	1:31.053		187.0
4	9:11.834	58.518	1:33.450	1:08.677	181.5	
5	4:43.659	113.841	2:04.361	1:30.214	1:09.084	188.1
6	4:50.508	111.157	2:07.317	1:31.584		186.0
<i>Ideal</i>	<i>4:43.252</i>	<i>114.004</i>	<i>2:04.361</i>	<i>1:30.214</i>	<i>1:08.677</i>	<i>190.7</i>

Qualifying Classification

Position

40 212 Dean McMASTER

STK Behind 22.106

Best Time 4:44.237 Best Speed 113.609 On 4 Gp

Lap	Lap Time	Lap Speed	Sector 1	Sector 2	Sector 3	Speed Trap
1	8:03.148	65.794	1:30.615	1:10.101	188.1	
2	4:46.887	112.560	2:05.556	1:30.693	1:10.638	190.2
3	4:47.946	112.146	2:06.868	1:30.226	1:10.852	186.0
4	4:44.237	113.609	2:05.367	1:29.623	1:09.247	188.1
5	4:44.692	113.428	2:05.917	1:29.417	1:09.358	187.0
6	6:06.589	88.088	3:10.702	1:39.611		146.1
7	11:22.369	47.323	1:30.424	1:09.228		187.6
8	4:45.630	113.055	2:05.615	1:30.045	1:09.970	188.1
9	4:47.477	112.329	2:04.907	1:31.322	1:11.248	189.1
10	4:44.591	113.468	2:05.586	1:29.927	1:09.078	190.2
11	4:45.565	113.081	2:05.724	1:30.357	1:09.484	187.0
<i>Ideal</i>	<i>4:43.402</i>	<i>113.944</i>	<i>2:04.907</i>	<i>1:29.417</i>	<i>1:09.078</i>	<i>190.2</i>

41 32 Martin MORRIS

STK Behind 22.272

Best Time 4:44.403 Best Speed 113.543 On 2 Gp

Lap	Lap Time	Lap Speed	Sector 1	Sector 2	Sector 3	Speed Trap
1	7:03.887	74.992	1:31.714	1:11.019	186.5	
2	4:44.403	113.543	2:05.733	1:29.727	1:08.943	193.5
3	5:19.006	101.227	2:23.462	1:41.456		194.0
4	8:54.173	60.452	1:29.973	1:10.109		185.5
5	5:19.213	101.161	2:06.220	1:59.680		188.6
6	6:34.541	81.847	1:31.369	1:09.486		191.8
7	4:48.511	111.926	2:07.662	1:31.834	1:09.015	184.0
8	4:55.110	109.424	2:08.343	1:33.613		188.6
<i>Ideal</i>	<i>4:44.403</i>	<i>113.543</i>	<i>2:05.733</i>	<i>1:29.727</i>	<i>1:08.943</i>	<i>194.0</i>

42 45 Andrea MAJOLA

STK Behind 22.885

Best Time 4:45.016 Best Speed 113.299 On 5 Gp

Lap	Lap Time	Lap Speed	Sector 1	Sector 2	Sector 3	Speed Trap
1	5:30.505	96.180	1:32.144	1:10.125	190.2	
2	4:46.054	112.888	2:06.394	1:30.682	1:08.978	189.1
3	4:46.452	112.731	2:05.576	1:31.277	1:09.599	189.1
4	4:47.047	112.497	2:07.789	1:29.883	1:09.375	190.2
5	4:45.016	113.299	2:06.471	1:30.037	1:08.508	188.6
6	5:00.522	107.453	2:06.254	1:31.859		186.5
<i>Ideal</i>	<i>4:43.967</i>	<i>113.717</i>	<i>2:05.576</i>	<i>1:29.883</i>	<i>1:08.508</i>	<i>190.2</i>



SUPERSTOCK

Q6: Second Qualifying

Thursday, 08 May 2025

DETAILED SECTOR ANALYSIS

Qualifying Classification

Position

43	50 Julian TRUMMER	STK	Behind	23.434		
Best Time	4:45.565	Best Speed	113.081	On 8 Gp		
Lap	Lap Time	Lap Speed	Sector 1	Sector 2	Sector 3	Speed Trap
1	5:25.332	97.709	1:32.676	1:09.425	177.2	
2	4:57.646	108.491	2:06.703	1:41.322	1:09.621	184.0
3	4:52.801	110.287	2:08.313	1:32.033		186.0
4	21:17.052	25.286	1:31.223	1:11.878	188.6	
5	4:47.243	112.420	2:07.339	1:31.056	1:08.848	179.5
6	4:49.524	111.535	2:06.152	1:31.601	1:11.771	180.0
7	4:46.171	112.842	2:06.384	1:30.521	1:09.266	183.0
8	4:45.565	113.081	2:05.486	1:31.211	1:08.868	182.0
9	4:57.584	108.514	2:18.428	1:30.524	1:08.632	180.5
<i>Ideal</i>	<i>4:44.639</i>	<i>113.449</i>	<i>2:05.486</i>	<i>1:30.521</i>	<i>1:08.632</i>	<i>188.6</i>

44	58 Paul WILLIAMS	STK	Behind	23.792		
Best Time	4:45.923	Best Speed	112.939	On 4 Gp		
Lap	Lap Time	Lap Speed	Sector 1	Sector 2	Sector 3	Speed Trap
1	5:27.962	96.926	1:32.457	1:09.634	188.6	
2	4:55.390	109.320	2:13.463	1:32.670	1:09.257	189.7
3	4:46.484	112.718	2:06.371	1:31.921	1:08.192	188.1
4	4:45.923	112.939	2:06.200	1:30.837	1:08.886	186.5
5	4:48.219	112.040	2:05.964	1:31.600		186.0
6	19:03.353	28.243	1:32.267	1:09.061	186.0	
7	4:51.814	110.660	2:08.242	1:32.925		186.0
<i>Ideal</i>	<i>4:44.993</i>	<i>113.308</i>	<i>2:05.964</i>	<i>1:30.837</i>	<i>1:08.192</i>	<i>189.7</i>

45	222 Michael GAHAN	STK	Behind	24.541		
Best Time	4:46.672	Best Speed	112.644	On 4 Gp		
Lap	Lap Time	Lap Speed	Sector 1	Sector 2	Sector 3	Speed Trap
1	5:45.787	91.929	1:34.166	1:13.071	194.6	
2	4:53.172	110.147	2:09.765	1:32.165	1:11.242	185.0
3	4:50.253	111.255	2:08.762	1:32.189	1:09.302	188.1
4	4:46.672	112.644	2:07.155	1:31.047	1:08.470	186.5
5	4:48.040	112.109	2:05.624	1:31.532		188.6
6	17:53.618	30.078	1:33.149		190.7	
7	9:26.236	57.029	1:33.390	1:39.442	187.6	
8	4:50.217	111.268	2:08.759	1:31.795	1:09.663	184.5
9	5:12.085	103.472	2:08.484	1:32.601		184.5
<i>Ideal</i>	<i>4:45.141</i>	<i>113.249</i>	<i>2:05.624</i>	<i>1:31.047</i>	<i>1:08.470</i>	<i>194.6</i>

Qualifying Classification

Position

46	80 Barry FURBER	STK	Behind	25.218		
Best Time	4:47.349	Best Speed	112.379	On 5 Gp		
Lap	Lap Time	Lap Speed	Sector 1	Sector 2	Sector 3	Speed Trap
1	6:03.826	87.371		1:30.830	1:11.224	180.0
2	4:50.392	111.201	2:09.700	1:31.045	1:09.647	189.1
3	4:53.586	109.992	2:08.635	1:32.009		190.7
4	10:16.253	52.401		1:31.456	1:11.845	192.9
5	4:47.349	112.379	2:06.439	1:30.919	1:09.991	189.1
6	4:58.145	108.310	2:07.336	1:31.463		187.6
7	8:29.394	63.393		1:37.438	1:09.957	188.6
8	4:52.995	110.213	2:07.490	1:31.514		186.5
<i>Ideal</i>	<i>4:46.916</i>	<i>112.549</i>	<i>2:06.439</i>	<i>1:30.830</i>	<i>1:09.647</i>	<i>192.9</i>

47	40 Rhys HARDISTY	STK	Behind	27.249		
Best Time	4:49.380	Best Speed	111.590	On 3 Gp		
Lap	Lap Time	Lap Speed	Sector 1	Sector 2	Sector 3	Speed Trap
1	6:34.523	80.573		1:35.839	1:13.000	184.0
2	4:52.130	110.540	2:09.158	1:32.900	1:10.072	190.2
3	4:49.380	111.590	2:07.927	1:32.393	1:09.060	189.1
4	4:51.737	110.689	2:09.152	1:33.024	1:09.561	188.6
<i>Ideal</i>	<i>4:49.380</i>	<i>111.590</i>	<i>2:07.927</i>	<i>1:32.393</i>	<i>1:09.060</i>	<i>190.2</i>

48	91 Graham McALEESE	STK	Behind	28.949		
Best Time	4:51.080	Best Speed	110.939	On 3 Gp		
Lap	Lap Time	Lap Speed	Sector 1	Sector 2	Sector 3	Speed Trap
1	5:44.108	92.378				186.5
2	4:55.300	109.353	2:10.143	1:32.762	1:12.395	194.6
3	4:51.080	110.939	2:07.902	1:33.072	1:10.106	186.5
4	4:52.646	110.345	2:06.205	1:31.218		188.6
5	21:41.811	24.805		1:31.457	1:10.937	192.9
6	5:04.504	106.048	2:07.243	1:40.938		195.2
<i>Ideal</i>	<i>4:47.529</i>	<i>112.309</i>	<i>2:06.205</i>	<i>1:31.218</i>	<i>1:10.106</i>	<i>195.2</i>



DETAILED SECTOR ANALYSIS

Qualifying Classification

Position

49 85 Olivier LUPBERGER

STK Behind 28.964

Best Time 4:51.095 Best Speed 110.933 On 9 Gp

Lap	Lap Time	Lap Speed	Sector 1	Sector 2	Sector 3	Speed Trap
1	5:42.488	92.815	1:33.778	1:11.149	174.4	
2	4:51.157	110.909	2:07.652	1:33.077	1:10.428	181.0
3	4:51.312	110.850	2:07.266	1:31.381		186.5
4	14:41.719	36.624	1:34.153	1:10.622	182.5	
5	4:55.330	109.342	2:09.946	1:34.644	1:10.740	176.3
6	4:53.046	110.194	2:08.893	1:33.157	1:10.996	187.6
7	5:03.100	106.539	2:10.009	1:33.536		183.5
8	10:44.243	50.124	1:34.182	1:09.071	186.5	
9	4:51.095	110.933	2:07.643	1:32.947	1:10.505	187.6
10	4:55.540	109.264	2:10.459	1:34.387	1:10.694	178.1
<i>Ideal</i>	<i>4:47.718</i>	<i>112.235</i>	<i>2:07.266</i>	<i>1:31.381</i>	<i>1:09.071</i>	<i>187.6</i>

Qualifying Classification

Position

51 73 David BROOK

STK Behind 29.628

Best Time 4:51.759 Best Speed 110.680 On 8 Gp

Lap	Lap Time	Lap Speed	Sector 1	Sector 2	Sector 3	Speed Trap
1	7:45.821	68.241		1:33.831	1:12.740	183.0
2	4:56.529	108.900	2:10.404	1:33.115	1:13.010	188.6
3	4:55.506	109.277	2:11.238	1:31.558	1:12.710	183.0
4	4:54.694	109.578	2:09.882	1:32.520	1:12.292	190.7
5	5:04.095	106.190	2:14.270	1:33.350		190.2
6	16:48.707	32.013		1:32.278	1:11.695	190.2
7	4:51.766	110.678	2:08.333	1:31.274	1:12.159	191.8
8	4:51.759	110.680	2:08.294	1:31.757	1:11.708	183.0
9	4:51.932	110.615	2:08.770	1:31.545	1:11.617	182.0
10	5:06.036	105.517	2:10.197	1:39.046		184.0
<i>Ideal</i>	<i>4:51.185</i>	<i>110.899</i>	<i>2:08.294</i>	<i>1:31.274</i>	<i>1:11.617</i>	<i>191.8</i>

50 97 Stephane BEDNAREK

STK Behind 29.229

Best Time 4:51.360 Best Speed 110.832 On 8 Gp

Lap	Lap Time	Lap Speed	Sector 1	Sector 2	Sector 3	Speed Trap
1	8:43.640	60.706		1:34.525	1:12.934	171.3
2	4:53.868	109.886	2:10.007	1:33.564	1:10.297	176.3
3	4:58.505	108.179	2:12.756	1:34.213	1:11.536	169.6
4	4:54.977	109.473	2:11.391	1:33.843	1:09.743	171.3
5	4:52.204	110.512	2:09.316	1:33.083	1:09.805	174.4
6	4:57.490	108.548	2:10.636	1:35.799		175.8
7	27:02.686	19.900		1:33.575	1:10.339	172.6
8	4:51.360	110.832	2:08.886	1:32.714	1:09.760	177.2
<i>Ideal</i>	<i>4:51.343</i>	<i>110.838</i>	<i>2:08.886</i>	<i>1:32.714</i>	<i>1:09.743</i>	<i>177.2</i>

52 28 Darryl ANDERSON

STK Behind 30.773

Best Time 4:52.904 Best Speed 110.248 On 3 Gp

Lap	Lap Time	Lap Speed	Sector 1	Sector 2	Sector 3	Speed Trap
1	6:09.519	86.025		1:39.366		184.5
2	24:58.189	21.554		1:35.300	1:10.340	180.5
3	4:52.904	110.248	2:08.648	1:34.564	1:09.692	181.5
4	4:53.734	109.936	2:09.606	1:34.059	1:10.069	181.0
5	4:58.386	108.222	2:09.093	1:35.420		181.5
6	19:22.989	27.766				150.6
<i>Ideal</i>	<i>4:52.399</i>	<i>110.438</i>	<i>2:08.648</i>	<i>1:34.059</i>	<i>1:09.692</i>	<i>184.5</i>

53 33 Paul CASSIDY

STK Behind 32.861

Best Time 4:54.992 Best Speed 109.467 On 4 Gp

Lap	Lap Time	Lap Speed	Sector 1	Sector 2	Sector 3	Speed Trap
1	7:53.930	67.073		1:47.714	1:13.285	185.5
2	4:57.355	108.597	2:12.040	1:32.907	1:12.408	185.5
3	4:57.734	108.459	2:10.640	1:34.618	1:12.476	183.5
4	4:54.992	109.467	2:10.202	1:33.357	1:11.433	184.0
5	5:00.856	107.334	2:11.405	1:34.957		182.0
6	27:51.487	19.319		1:33.735	1:11.434	185.0
7	4:56.790	108.804	2:10.751	1:32.901	1:13.138	182.5
8	5:05.611	105.664	2:13.317	1:39.088		173.1
<i>Ideal</i>	<i>4:54.536</i>	<i>109.637</i>	<i>2:10.202</i>	<i>1:32.901</i>	<i>1:11.433</i>	<i>185.5</i>



Qualifying Classification

Position

54	44 Liam CHAWKE	STK	Behind	32.976		
Best Time	4:55.107	Best Speed	109.425	On 7 Gp		
Lap	Lap Time	Lap Speed	Sector 1	Sector 2	Sector 3	Speed Trap
1	6:03.420	87.469	1:34.693	1:12.959	187.6	
2	5:04.796	105.946	2:11.743	1:36.348	181.5	
3	10:16.123	52.412	1:34.978	1:11.820	187.0	
5	5:00.935	107.306	2:13.450	1:34.088	1:13.397	173.1
6	5:07.830	104.902	2:11.739	1:39.525	192.9	
7	14:09.130	38.030	1:37.333	1:12.458	190.7	
8	5:00.417	107.491	2:12.391	1:35.359	1:12.667	189.1
9	5:03.526	106.390	2:12.830	1:37.315	1:13.381	176.7
10	4:57.256	108.634	2:11.422	1:34.269	1:11.565	191.3
<i>Ideal</i>	<i>4:57.075</i>	<i>108.700</i>	<i>2:11.422</i>	<i>1:34.088</i>	<i>1:11.565</i>	<i>192.9</i>

55 369 Tiziano ROSATI

55	369 Tiziano ROSATI	STK	Behind	33.658		
Best Time	4:55.789	Best Speed	109.172	On 7 Gp		
Lap	Lap Time	Lap Speed	Sector 1	Sector 2	Sector 3	Speed Trap
1	6:46.178	78.261	1:36.804	1:16.048	124.0	
2	4:59.429	107.845	2:11.273	1:34.888	1:13.268	186.5
3	5:01.591	107.072	2:11.718	1:35.799	1:14.074	179.5
4	5:00.718	107.383	2:11.980	1:35.618	1:13.120	160.7
5	5:06.156	105.476	2:12.804	1:36.408	180.0	
6	31:47.876	16.926	1:34.851	1:12.647	188.1	
7	4:55.789	109.172	2:08.858	1:34.788	1:12.143	188.6
<i>Ideal</i>	<i>4:55.789</i>	<i>109.172</i>	<i>2:08.858</i>	<i>1:34.788</i>	<i>1:12.143</i>	<i>188.6</i>

56 35 Don GILBERT

56	35 Don GILBERT	STK	Behind	35.034		
Best Time	4:57.165	Best Speed	108.667	On 8 Gp		
Lap	Lap Time	Lap Speed	Sector 1	Sector 2	Sector 3	Speed Trap
1	7:26.798	71.146	1:37.665	1:11.919	172.2	
2	4:58.628	108.135	2:11.323	1:35.020	1:12.285	178.6
3	5:08.415	104.703	2:18.098	1:34.511	119.2	
4	13:00.770	41.359	1:34.189	1:12.338	175.3	
5	4:59.152	107.945	2:12.355	1:34.608	1:12.189	169.2
6	4:58.109	108.323	2:11.095	1:34.250	1:12.764	176.7
7	4:57.664	108.485	2:11.268	1:33.392	1:13.004	173.1
8	4:57.165	108.667	2:11.243	1:34.057	1:11.865	174.4
9	5:23.381	99.857	2:12.439	1:41.098	169.2	
<i>Ideal</i>	<i>4:56.352</i>	<i>108.965</i>	<i>2:11.095</i>	<i>1:33.392</i>	<i>1:11.865</i>	<i>178.6</i>

Qualifying Classification

Position

57	53 Wayne BOURGEOIS	STK	Behind	35.125		
Best Time	4:57.256	Best Speed	108.634	On 10 Gp		
Lap	Lap Time	Lap Speed	Sector 1	Sector 2	Sector 3	Speed Trap
1	6:26.968	82.146	1:36.879	1:13.969	158.8	
2	5:11.981	103.506	2:16.378	1:42.046	1:13.557	175.8
3	5:05.534	105.690	2:15.472	1:36.682	1:13.380	184.0
4	5:07.027	105.176	2:16.025	1:37.685	1:13.317	155.5
<i>Ideal</i>	<i>5:05.471</i>	<i>105.712</i>	<i>2:15.472</i>	<i>1:36.682</i>	<i>1:13.317</i>	<i>184.0</i>

58 19 Jean Pierre POLET

58	19 Jean Pierre POLET	STK	Behind	36.613		
Best Time	4:58.744	Best Speed	108.093	On 2 Gp		
Lap	Lap Time	Lap Speed	Sector 1	Sector 2	Sector 3	Speed Trap
1	6:44.747	78.538	1:37.442	1:13.381	183.0	
2	4:58.744	108.093	2:11.587	1:34.611	1:12.546	185.5
3	5:01.329	107.165	2:13.425	1:35.921	1:11.983	173.1
4	5:00.925	107.309	2:13.352	1:33.402	166.7	
5	7:38.734	70.394	1:34.968	1:13.388	181.0	
6	5:00.754	107.370	2:12.451	1:35.265	1:13.038	183.0
7	5:50.669	92.087	2:12.386	1:39.698	183.0	
8	16:14.991	33.120	1:35.431	182.0		
<i>Ideal</i>	<i>4:56.972</i>	<i>108.738</i>	<i>2:11.587</i>	<i>1:33.402</i>	<i>1:11.983</i>	<i>185.5</i>

59 17 Mark GOODINGS

59	17 Mark GOODINGS	STK	Behind	37.417		
Best Time	4:59.548	Best Speed	107.802	On 7 Gp		
Lap	Lap Time	Lap Speed	Sector 1	Sector 2	Sector 3	Speed Trap
1	7:07.728	74.318	1:51.334	172.2		
2	8:44.092	61.615	1:37.964	1:14.557	183.5	
3	5:09.401	104.369	2:13.942	1:37.258	1:18.201	186.5
4	5:06.423	105.384	2:13.361	1:37.398	190.2	
5	16:54.170	31.841	1:34.711	1:11.696	186.0	
6	5:17.194	101.805	2:23.105	1:41.530	1:12.559	180.5
7	4:59.548	107.802	2:12.487	1:35.461	1:11.600	185.5
8	6:24.822	83.914	3:27.481	1:40.544	184.0	
<i>Ideal</i>	<i>4:58.798</i>	<i>108.073</i>	<i>2:12.487</i>	<i>1:34.711</i>	<i>1:11.600</i>	<i>190.2</i>

SUPERSTOCK

Q6: Second Qualifying

Thursday, 08 May 2025

DETAILED SECTOR ANALYSIS

Qualifying Classification

Position

60 **90 Craig KENNELLY**
 STK Behind **38.458**
 Best Time **5:00.589** Best Speed **107.429** On **5** Gp

Lap	Lap Time	Lap Speed	Sector 1	Sector 2	Sector 3	Speed Trap
1	6:30.665	81.369		1:37.089	1:15.516	176.3
2	5:05.704	105.632	2:15.196	1:35.868	1:14.640	180.5
3	5:06.557	105.338	2:14.827	1:36.678	1:15.052	184.0
4	5:22.540	100.118	2:15.980	1:51.713	1:14.847	160.3
5	5:00.589	107.429	2:12.748	1:34.528	1:13.313	185.0
6	5:13.452	103.021	2:15.275	1:39.744		178.1
7	22:50.603	23.560		1:38.325	1:17.383	174.4
8	5:22.486	100.135	2:31.026	1:37.132	1:14.328	177.2
9	5:01.421	107.133	2:13.514	1:34.588	1:13.319	175.3
<i>Ideal</i>	<i>5:00.589</i>	<i>107.429</i>	<i>2:12.748</i>	<i>1:34.528</i>	<i>1:13.313</i>	<i>185.0</i>

Qualifying Classification

Position

63 **69 Brad CLARKE**
 STK Behind **40.073**
 Best Time **5:02.204** Best Speed **106.855** On **8** Gp

Lap	Lap Time	Lap Speed	Sector 1	Sector 2	Sector 3	Speed Trap
1	6:14.576	84.864		1:36.487	1:14.461	174.4
2	5:05.326	105.762	2:14.378	1:37.457	1:13.491	172.6
3	5:02.897	106.610	2:13.378	1:37.048	1:12.471	173.5
4	5:03.104	106.538	2:12.407	1:37.901	1:12.796	176.7
5	5:03.056	106.555	2:12.070	1:36.463		174.4
6	21:04.640	25.535		1:38.156	1:12.073	171.8
7	5:04.289	106.123	2:14.857	1:36.912	1:12.520	171.3
8	5:02.204	106.855	2:12.888	1:37.570	1:11.746	172.6
9	5:03.827	106.284	2:13.100	1:36.506	1:14.221	173.1
<i>Ideal</i>	<i>5:00.279</i>	<i>107.540</i>	<i>2:12.070</i>	<i>1:36.463</i>	<i>1:11.746</i>	<i>176.7</i>

61 145 Daniel FORBES

STK Behind **39.277**
 Best Time **5:01.408** Best Speed **107.137** On **4** Gp

Lap	Lap Time	Lap Speed	Sector 1	Sector 2	Sector 3	Speed Trap
1	7:30.262	70.599		1:37.581	1:13.073	178.6
2	5:05.500	105.702	2:12.762	1:34.663		178.6
3	7:47.356	69.095		1:36.576	1:11.845	177.7
4	5:01.408	107.137	2:11.973	1:35.917		181.0
5	10:32.396	51.063		1:35.066		181.0
<i>Ideal</i>	<i>4:58.481</i>	<i>108.188</i>	<i>2:11.973</i>	<i>1:34.663</i>	<i>1:11.845</i>	<i>181.0</i>

64 139 Dermot CLEARY

STK Behind **41.415**
 Best Time **5:03.546** Best Speed **106.383** On **3** Gp

Lap	Lap Time	Lap Speed	Sector 1	Sector 2	Sector 3	Speed Trap
1	6:38.862	79.697		1:40.971	1:15.262	168.7
2	5:04.378	106.092	2:12.253	1:36.912	1:15.213	187.6
3	5:03.546	106.383	2:11.944	1:36.794	1:14.808	188.6
4	5:05.809	105.595	2:14.170	1:37.728	1:13.911	174.4
<i>Ideal</i>	<i>5:02.649</i>	<i>106.698</i>	<i>2:11.944</i>	<i>1:36.794</i>	<i>1:13.911</i>	<i>188.6</i>

62 26 Dennis BOOTH

STK Behind **39.795**
 Best Time **5:01.926** Best Speed **106.953** On **6** Gp

Lap	Lap Time	Lap Speed	Sector 1	Sector 2	Sector 3	Speed Trap
1	6:33.485	80.786		1:38.005	1:17.979	177.2
2	5:08.370	104.718	2:15.098	1:38.182	1:15.090	177.7
3	5:08.474	104.683	2:14.771	1:39.223	1:14.480	181.5
4	5:11.335	103.721	2:15.806	1:37.878		179.1
5	9:29.020	56.750		1:37.871	1:13.769	177.2
6	5:01.926	106.953	2:13.327	1:34.999	1:13.600	183.0
7	5:03.660	106.343	2:13.817	1:36.693	1:13.150	182.0
<i>Ideal</i>	<i>5:01.476</i>	<i>107.113</i>	<i>2:13.327</i>	<i>1:34.999</i>	<i>1:13.150</i>	<i>183.0</i>

65 43 Stephen DEGNAN

STK Behind **42.293**
 Best Time **5:04.424** Best Speed **106.076** On **9** Gp

Lap	Lap Time	Lap Speed	Sector 1	Sector 2	Sector 3	Speed Trap
1	6:25.827	82.389		1:36.645	1:15.309	170.9
2	5:07.719	104.940	2:15.821	1:37.341	1:14.557	173.5
3	5:08.166	104.788	2:15.901	1:37.089	1:15.176	167.1
4	5:09.315	104.398	2:16.133	1:38.583	1:14.599	159.6
5	5:07.234	105.106	2:14.987	1:37.971	1:14.276	166.7
6	5:11.529	103.656	2:15.487	1:37.544		167.9
7	10:58.476	49.041		1:36.744	1:15.006	174.9
8	5:13.082	103.142	2:15.820	1:42.710	1:14.552	172.6
9	5:04.424	106.076	2:14.319	1:36.005	1:14.100	170.5
10	5:13.433	103.027	2:15.957	1:37.562		168.7
<i>Ideal</i>	<i>5:04.424</i>	<i>106.076</i>	<i>2:14.319</i>	<i>1:36.005</i>	<i>1:14.100</i>	<i>174.9</i>

Qualifying Classification

Position

66	87 Emil KRCHNAVY	STK	Behind	44.818		
Best Time	5:06.949	Best Speed	105.203	On 2 Gp		
Lap	Lap Time	Lap Speed	Sector 1	Sector 2	Sector 3	Speed Trap
1	6:46.957	78.111		1:39.740	1:15.278	125.2
2	5:06.949	105.203	2:15.003	1:38.007	1:13.939	176.3
3	5:10.380	104.040	2:17.173	1:39.726	1:13.481	162.2
4	5:09.705	104.267	2:16.812	1:39.889	1:13.004	170.5
5	5:16.906	101.898	2:17.535	1:38.779		174.9
Ideal	5:06.014	105.525	2:15.003	1:38.007	1:13.004	176.3

67	21 Joe YEARDSLEY	STK	Behind	48.810		
Best Time	5:10.941	Best Speed	103.852	On 2 Gp		
Lap	Lap Time	Lap Speed	Sector 1	Sector 2	Sector 3	Speed Trap
1	7:46.039	68.209		1:32.510	1:12.592	187.6
2	5:10.941	103.852	2:07.029	1:31.267		191.3
3	38:16.247	14.063		2:13.743		186.5
4	4:56.359	108.962	2:09.990	1:34.064	1:12.305	184.5
5	4:55.973	109.105	2:10.707	1:33.896	1:11.370	183.0
6	23:03.465	23.341	2:10.386	1:34.533	1:11.578	184.5
7	4:55.107	109.425	2:09.891	1:34.222	1:10.994	184.5
8	4:56.470	108.922	2:09.758	1:35.030	1:11.682	182.5
Ideal	4:49.290	111.625	2:07.029	1:31.267	1:10.994	191.3

Non Qualifiers

Position

29 Luca GOTTARDI	STK	Behind	18.617			
Best Time	4:40.748	Best Speed	115.021			
Lap	Lap Time	Lap Speed	Sector 1	Sector 2	Sector 3	Speed Trap
1	7:27.794	70.988		1:32.481	1:08.597	189.1
2	4:40.748	115.021	2:04.175	1:29.112	1:07.461	192.9
Ideal	4:40.748	115.021	2:04.175	1:29.112	1:07.461	192.9



BRIGGS EQUIPMENT NORTH WEST 200

SUPERSTOCK

Q6: Second Qualifying

SECTOR ANALYSIS

Perfect Lap (sum of best sectors) = 4:21.255



SECTOR 1			SECTOR 2		SECTOR 3		IDEAL / BEST								
FINISH - BALLYALLY			BALLYALLY - METROPOLE		METROPOLE - FINISH		COMPARISON								
Pos	No	Name	Time	No	Name	No	Name	Pos	No	Name	Ideal Time	Best Time	Diff		
1	34	Alastair SEELEY	1:55.051	34	Alastair SEELEY	1:23.360	74	Davey TODD	1:02.844	1	74	Davey TODD	4:22.131	4:22.131	0.000
2	74	Davey TODD	1:55.202	6	Michael DUNLOP	1:23.657	60	Peter HICKMAN	1:03.189	2	34	Alastair SEELEY	4:21.761	4:22.645	0.884
3	36	Jamie COWARD	1:56.013	60	Peter HICKMAN	1:23.823	3	Dean HARRISON	1:03.319	3	60	Peter HICKMAN	4:23.504	4:24.672	1.168
4	60	Peter HICKMAN	1:56.492	74	Davey TODD	1:24.085	34	Alastair SEELEY	1:03.350	4	3	Dean HARRISON	4:24.859	4:25.411	0.552
5	3	Dean HARRISON	1:56.764	12	Ian HUTCHINSON	1:24.696	38	Erno KOSTAMO	1:03.875	5	6	Michael DUNLOP	4:25.736	4:25.998	0.262
6	6	Michael DUNLOP	1:57.064	3	Dean HARRISON	1:24.776	1	John McGUINNESS	1:04.040	6	36	Jamie COWARD	4:25.907	4:26.025	0.118
7	7	Josh BROOKES	1:57.165	16	Mike BROWNE	1:24.905	22	Paul JORDAN	1:04.251	7	16	Mike BROWNE	4:26.626	4:26.626	0.000
8	11	Conor CUMMINS	1:57.310	22	Paul JORDAN	1:24.964	16	Mike BROWNE	1:04.257	8	22	Paul JORDAN	4:26.631	4:26.921	0.290
9	22	Paul JORDAN	1:57.416	18	Michael EVANS	1:25.077	12	Ian HUTCHINSON	1:04.415	9	12	Ian HUTCHINSON	4:27.239	4:27.239	0.000
10	16	Mike BROWNE	1:57.464	1	John McGUINNESS	1:25.355	36	Jamie COWARD	1:04.452	10	1	John McGUINNESS	4:26.881	4:27.474	0.593
11	1	John McGUINNESS	1:57.486	36	Jamie COWARD	1:25.442	11	Conor CUMMINS	1:04.637	11	11	Conor CUMMINS	4:27.635	4:27.635	0.000
12	65	Michael SWEENEY	1:57.883	65	Michael SWEENEY	1:25.637	18	Michael EVANS	1:04.804	12	7	Josh BROOKES	4:28.395	4:28.395	0.000
13	12	Ian HUTCHINSON	1:58.128	11	Conor CUMMINS	1:25.688	20	David JOHNSON	1:04.891	13	38	Erno KOSTAMO	4:28.462	4:28.462	0.000
14	38	Erno KOSTAMO	1:58.623	7	Josh BROOKES	1:25.823	92	Mitch REES	1:04.962	14	18	Michael EVANS	4:29.954	4:29.954	0.000
15	8	Sam WEST	1:58.990	38	Erno KOSTAMO	1:25.964	6	Michael DUNLOP	1:05.015	15	65	Michael SWEENEY	4:29.216	4:30.657	1.441
16	15	Nathan HARRISON	1:59.632	15	Nathan HARRISON	1:26.540	8	Sam WEST	1:05.148	16	8	Sam WEST	4:30.693	4:31.222	0.529
17	23	Marcus SIMPSON	1:59.912	8	Sam WEST	1:26.555	15	Nathan HARRISON	1:05.355	17	15	Nathan HARRISON	4:31.527	4:31.527	0.000
18	18	Michael EVANS	2:00.073	23	Marcus SIMPSON	1:26.779	7	Josh BROOKES	1:05.407	18	92	Mitch REES	4:32.043	4:32.821	0.778
19	92	Mitch REES	2:00.087	92	Mitch REES	1:26.994	174	Laurent HOFFMANN	1:05.523	19	23	Marcus SIMPSON	4:32.931	4:32.931	0.000
20	59	Darryl TWEED	2:00.385	10	James CHAWKE	1:27.625	71	Phillip CROWE	1:05.617	20	20	David JOHNSON	4:33.893	4:33.893	0.000
21	20	David JOHNSON	2:00.933	56	Adam McLEAN	1:27.643	65	Michael SWEENEY	1:05.696	21	59	Darryl TWEED	4:34.098	4:34.098	0.000
22	71	Phillip CROWE	2:01.209	59	Darryl TWEED	1:27.759	59	Darryl TWEED	1:05.954	22	71	Phillip CROWE	4:34.601	4:34.601	0.000
23	62	Maurizio BOTTALICO	2:01.730	71	Phillip CROWE	1:27.775	56	Adam McLEAN	1:06.204	23	56	Adam McLEAN	4:35.590	4:35.836	0.246
24	56	Adam McLEAN	2:01.743	25	Amalric BLANC	1:28.043	23	Marcus SIMPSON	1:06.240	24	174	Laurent HOFFMANN	4:36.067	4:36.067	0.000
25	174	Laurent HOFFMANN	2:01.948	20	David JOHNSON	1:28.069	62	Maurizio BOTTALICO	1:06.550	25	62	Maurizio BOTTALICO	4:37.450	4:37.450	0.000
26	42	Jonathan PERRY	2:02.361	66	Ryan GIBSON	1:28.535	77	Barry BURRELL	1:07.162	26	10	James CHAWKE	4:37.368	4:38.275	0.907
27	10	James CHAWKE	2:02.507	174	Laurent HOFFMANN	1:28.596	10	James CHAWKE	1:07.236	27	25	Amalric BLANC	4:38.385	4:38.906	0.521
28	25	Amalric BLANC	2:03.022	24	Jonathan GOETSCHY	1:28.661	25	Amalric BLANC	1:07.320	28	66	Ryan GIBSON	4:39.173	4:39.173	0.000
29	66	Ryan GIBSON	2:03.112	41	Aaron SPENCE	1:28.687	5	Marty LENNON	1:07.370	29	77	Barry BURRELL	4:40.178	4:40.178	0.000
30	77	Barry BURRELL	2:03.653	30	Eddy FERRE	1:28.903	109	Neil KERNOHAN	1:07.456	30	41	Aaron SPENCE	4:40.506	4:40.506	0.000
31	24	Jonathan GOETSCHY	2:03.906	29	Luca GOTTARDI	1:29.112	29	Luca GOTTARDI	1:07.461	31	29	Luca GOTTARDI	4:40.748	4:40.748	0.000
32	41	Aaron SPENCE	2:04.021	49	Kevin KEYES	1:29.150	66	Ryan GIBSON	1:07.526	32	24	Jonathan GOETSCHY	4:41.224	4:41.224	0.000
33	29	Luca GOTTARDI	2:04.175	62	Maurizio BOTTALICO	1:29.170	49	Kevin KEYES	1:07.696	33	42	Jonathan PERRY	4:40.319	4:41.600	1.281
34	5	Marty LENNON	2:04.262	77	Barry BURRELL	1:29.363	41	Aaron SPENCE	1:07.798	34	49	Kevin KEYES	4:41.976	4:41.976	0.000
35	52	Ryan WHITEHALL	2:04.361	212	Dean McMASTER	1:29.417	42	Jonathan PERRY	1:07.808	35	5	Marty LENNON	4:41.454	4:42.340	0.886
36	119	Kris DUNCAN	2:04.412	109	Neil KERNOHAN	1:29.421	30	Eddy FERRE	1:07.935	36	30	Eddy FERRE	4:42.394	4:42.394	0.000
37	14	Ilja CALJOUW	2:04.656	32	Martin MORRIS	1:29.727	119	Kris DUNCAN	1:08.098	37	119	Kris DUNCAN	4:42.458	4:42.458	0.000
38	212	Dean McMASTER	2:04.907	5	Marty LENNON	1:29.822	58	Paul WILLIAMS	1:08.192	38	109	Neil KERNOHAN	4:42.689	4:42.987	0.298
39	49	Kevin KEYES	2:05.130	14	Ilja CALJOUW	1:29.848	14	Ilja CALJOUW	1:08.356	39	14	Ilja CALJOUW	4:42.860	4:43.067	0.207
40	50	Julian TRUMMER	2:05.486	45	Andrea MAJOLA	1:29.883	222	Michael GAHAN	1:08.470	40	52	Ryan WHITEHALL	4:43.252	4:43.659	0.407
41	30	Eddy FERRE	2:05.556	119	Kris DUNCAN	1:29.948	45	Andrea MAJOLA	1:08.508	41	212	Dean McMASTER	4:43.402	4:44.237	0.835
42	45	Andrea MAJOLA	2:05.576	42	Jonathan PERRY	1:30.150	50	Julian TRUMMER	1:08.632	42	32	Martin MORRIS	4:44.403	4:44.403	0.000
43	222	Michael GAHAN	2:05.624	52	Ryan WHITEHALL	1:30.214	24	Jonathan GOETSCHY	1:08.657	43	45	Andrea MAJOLA	4:43.967	4:45.016	1.049
44	32	Martin MORRIS	2:05.733	50	Julian TRUMMER	1:30.521	52	Ryan WHITEHALL	1:08.677	44	50	Julian TRUMMER	4:44.639	4:45.565	0.926
45	109	Neil KERNOHAN	2:05.812	80	Barry FURBER	1:30.830	32	Martin MORRIS	1:08.943	45	58	Paul WILLIAMS	4:44.993	4:45.923	0.930
46	58	Paul WILLIAMS	2:05.964	58	Paul WILLIAMS	1:30.837	40	Rhys HARDISTY	1:09.060	46	222	Michael GAHAN	4:45.141	4:46.672	1.531
47	91	Graham McALEESE	2:06.205	222	Michael GAHAN	1:31.047	85	Olivier LUPBERGER	1:09.071	47	80	Barry FURBER	4:46.916	4:47.349	0.433
48	80	Barry FURBER	2:06.439	91	Graham McALEESE	1:31.218	212	Dean McMASTER	1:09.078	48	40	Rhys HARDISTY	4:49.380	4:49.380	0.000
49	21	Joe YEARDSLEY	2:07.029	21	Joe YEARDSLEY	1:31.267	80	Barry FURBER	1:09.647	49	91	Graham McALEESE	4:47.529	4:51.080	3.551
50	85	Olivier LUPBERGER	2:07.266	73	David BROOK	1:31.274	28	Darryl ANDERSON	1:09.692	50	85	Olivier LUPBERGER	4:47.718	4:51.095	3.377
51	40	Rhys HARDISTY	2:07.927	85	Olivier LUPBERGER	1:31.381	97	Stephane BEDNAREK	1:09.743	51	97	Stephane BEDNAREK	4:51.343	4:51.360	0.017
52	73	David BROOK	2:08.294	40	Rhys HARDISTY	1:32.393	91	Graham McALEESE	1:10.106	52	73	David BROOK	4:51.185	4:51.759	0.574
53	28	Darryl ANDERSON	2:08.648	97	Stephane BEDNAREK	1:32.714	21	Joe YEARDSLEY	1:10.994	53	28	Darryl ANDERSON	4:52.399	4:52.904	0.505
54	369	Tiziano ROSATI	2:08.858	33	Paul CASSIDY	1:32.901	33	Paul CASSIDY	1:11.433	54	33	Paul CASSIDY	4:54.536	4:54.992	0.456
55	97	Stephane BEDNAREK	2:08.886	35	Don GILBERT	1:33.392	44	Liam CHAWKE	1:11.565	55	21	Joe YEARDSLEY	4:49.290	4:55.107	5.817



BRIGGS EQUIPMENT NORTH WEST 200

SUPERSTOCK

Q6: Second Qualifying

SECTOR ANALYSIS

Perfect Lap (sum of best sectors) =

4:21.255



56	33 Paul CASSIDY	2:10.202	19 Jean Pierre POLET	1:33.402	17 Mark GOODINGS	1:11.600	56	369 Tiziano ROSATI	4:55.789	4:55.789	0.000
57	35 Don GILBERT	2:11.095	28 Darryl ANDERSON	1:34.059	73 David BROOK	1:11.617	57	35 Don GILBERT	4:56.352	4:57.165	0.813
58	44 Liam CHAWKE	2:11.422	44 Liam CHAWKE	1:34.088	69 Brad CLARKE	1:11.746	58	44 Liam CHAWKE	4:57.075	4:57.256	0.181
59	19 Jean Pierre POLET	2:11.587	90 Craig KENNELLY	1:34.528	145 Daniel FORBES	1:11.845	59	19 Jean Pierre POLET	4:56.972	4:58.744	1.772
60	139 Dermot CLEARY	2:11.944	145 Daniel FORBES	1:34.663	35 Don GILBERT	1:11.865	60	17 Mark GOODINGS	4:58.798	4:59.548	0.750
61	145 Daniel FORBES	2:11.973	17 Mark GOODINGS	1:34.711	19 Jean Pierre POLET	1:11.983	61	90 Craig KENNELLY	5:00.589	5:00.589	0.000
62	69 Brad CLARKE	2:12.070	369 Tiziano ROSATI	1:34.788	369 Tiziano ROSATI	1:12.143	62	145 Daniel FORBES	4:58.481	5:01.408	2.927
63	17 Mark GOODINGS	2:12.487	26 Dennis BOOTH	1:34.999	87 Emil KRCHNAVY	1:13.004	63	26 Dennis BOOTH	5:01.476	5:01.926	0.450
64	90 Craig KENNELLY	2:12.748	43 Stephen DEGNAN	1:36.005	26 Dennis BOOTH	1:13.150	64	69 Brad CLARKE	5:00.279	5:02.204	1.925
65	26 Dennis BOOTH	2:13.327	69 Brad CLARKE	1:36.463	90 Craig KENNELLY	1:13.313	65	139 Dermot CLEARY	5:02.649	5:03.546	0.897
66	43 Stephen DEGNAN	2:14.319	53 Wayne BOURGEOIS	1:36.682	53 Wayne BOURGEOIS	1:13.317	66	43 Stephen DEGNAN	5:04.424	5:04.424	0.000
67	87 Emil KRCHNAVY	2:15.003	139 Dermot CLEARY	1:36.794	139 Dermot CLEARY	1:13.911	67	53 Wayne BOURGEOIS	5:05.471	5:05.534	0.063
68	53 Wayne BOURGEOIS	2:15.472	87 Emil KRCHNAVY	1:38.007	43 Stephen DEGNAN	1:14.100	68	87 Emil KRCHNAVY	5:06.014	5:06.949	0.935

BRIGGS EQUIPMENT NORTH WEST 200

SUPERSTOCK

Q6: Second Qualifying

Thursday, 08 May 2025



NW200

SPEED TRAP ON APPROACH TO UNIVERSITY

Class	No/Name	Fastest	Lap 1	Lap 2	Lap 3	Lap 4	Lap 5	Lap 6	Lap 7	Lap 8	Lap 9	Lap 10	Lap 11	Lap 12
STK	16 Mike BROWNE	205.3	183.0	205.3	201.6	199.8	201.0	156.9	198.6	199.8				
STK	65 Michael SWEENEY	204.0	183.5	200.4	201.0	201.0	202.8	204.0	201.0					
STK	74 Davey TODD	203.4	193.5	199.2	203.4	196.9	199.2	198.6						
STK	7 Josh BROOKES	203.4	186.5	201.6	203.4	198.6	198.6	198.6	201.6					
STK	60 Peter HICKMAN	202.8	196.9	199.2	202.8	193.5	197.5	197.5	194.0	196.9	194.6	194.6	195.2	
STK	3 Dean HARRISON	202.8	201.6	202.8	201.6	199.2	184.0	200.4	201.6	194.6				
STK	6 Michael DUNLOP	202.8	202.2	201.6	199.2	195.7	202.8							
STK	34 Alastair SEELEY	201.6	198.0	201.6	196.3	199.2	199.2	199.8	198.6					
STK	36 Jamie COWARD	201.0	180.0	201.0	197.5	199.8	196.3	189.1	200.4	199.2	194.0			
STK	18 Michael EVANS	201.0	187.0	201.0	198.6	198.0	198.0	198.6	196.9	198.6				
STK	1 John McGUINNESS	199.8	199.2	199.8	197.5	183.0	181.0	195.7	185.5	195.7	198.6	198.0	195.2	
STK	41 Aaron SPENCE	199.8	184.5	199.8	183.5	198.0	198.0	196.9	185.5	198.0	196.9			
STK	23 Marcus SIMPSON	199.2	182.5	194.6	198.0	199.2	171.8	198.6	199.2	196.3	183.0	198.6	198.6	
STK	174 Laurent HOFFMANN	199.2	192.4	196.9	188.6	195.7	194.0	196.3	199.2	198.0	192.4			
STK	22 Paul JORDAN	199.2	195.2	192.4	199.2	177.2	196.3	196.9	180.0	198.6	198.0	196.3		
STK	11 Conor CUMMINS	198.6	187.6	196.3	197.5	192.4	192.9	189.1	194.6	195.2	195.7	198.6		
STK	8 Sam WEST	198.0	196.3	194.0	196.3	196.3	192.9	191.8	193.5	198.0	195.7	194.0		
STK	15 Nathan HARRISON	198.0	198.0	193.5	194.0	187.0	193.5	191.3	188.1	196.3				
STK	38 Erno KOSTAMO	197.5	183.0	192.9	196.9	197.5	191.8	196.3	192.9	195.2	194.6	190.2	194.6	
STK	12 Ian HUTCHINSON	196.9	187.6	195.7	194.6	195.7	187.0	192.9	196.9	196.9	195.7	193.5		
STK	25 Amalric BLANC	196.9	181.5	189.1	196.9	192.9	192.9	189.1	196.9	194.0	194.6			
STK	92 Mitch REES	196.3	187.0	188.6	121.5	183.5	194.0	196.3	196.3	194.0				
STK	66 Ryan GIBSON	195.7	191.8	195.7	181.0	186.0	192.4	189.7	189.7	192.9	194.0	172.2		
STK	59 Darryl TWEED	195.7	188.1	195.7	190.7	192.4	190.2	170.5	189.1	194.0	195.2	192.4		
STK	62 Maurizio BOTTALICO	195.2	194.0	192.9	150.0	187.0	195.2	193.5						
STK	20 David JOHNSON	195.2	188.6	195.2	189.7	187.0	187.6	189.1	187.6	190.2	189.7	187.6		
STK	91 Graham McALEESE	195.2	186.5	194.6	186.5	188.6	192.9	195.2						
STK	222 Michael GAHAN	194.6	194.6	185.0	188.1	186.5	188.6	190.7	187.6	184.5	184.5			
STK	10 James CHAWKE	194.6	188.6	193.5	185.5	190.7	192.4	192.9	194.6	194.6	190.7			
STK	24 Jonathan GOETSCHY	194.0	194.0	190.2	194.0	191.3	191.8	173.5						
STK	32 Martin MORRIS	194.0	186.5	193.5	194.0	185.5	188.6	191.8	184.0	188.6				
STK	42 Jonathan PERRY	193.5	191.8	192.4	193.5	182.5	192.4	189.7	188.6	191.8	189.7			
STK	49 Kevin KEYES	192.9	192.9	191.8	190.7	181.5								
STK	29 Luca GOTTARDI	192.9	189.1	192.9										
STK	80 Barry FURBER	192.9	180.0	189.1	190.7	192.9	189.1	187.6	188.6	186.5				
STK	44 Liam CHAWKE	192.9	187.6	181.5	187.0	173.1	192.9	190.7	189.1	176.7	191.3			
STK	14 Ilja CALJOUW	192.9	189.7	188.1	192.9	184.5	189.1	187.6	182.0	184.5	187.0	187.6		
STK	56 Adam McLEAN	191.8	190.2	191.8	190.2	183.5								
STK	73 David BROOK	191.8	183.0	188.6	183.0	190.7	190.2	190.2	191.8	183.0	182.0	184.0		
STK	5 Marty LENNON	191.3	183.0	191.3	186.0	180.5	185.0	183.5	187.0					
STK	21 Joe YEARDSLEY	191.3	187.6	191.3	186.5	184.5	183.0	184.5	184.5	182.5				
STK	30 Eddy FERRE	190.7	188.1	182.5	187.6	190.7	182.5	189.1	187.6					
STK	52 Ryan WHITEHALL	190.7	173.5	190.7	187.0	181.5	188.1	186.0						
STK	17 Mark GOODINGS	190.2	172.2	183.5	186.5	190.2	186.0	180.5	185.5	184.0				
STK	212 Dean McMASTER	190.2	188.1	190.2	186.0	188.1	187.0	146.1	187.6	188.1	189.1	190.2	187.0	
STK	45 Andrea MAJOLA	190.2	190.2	189.1	189.1	190.2	188.6	186.5						
STK	40 Rhys HARDISTY	190.2	184.0	190.2	189.1	188.6								
STK	58 Paul WILLIAMS	189.7	188.6	189.7	188.1	186.5	186.0	186.0	186.0					
STK	119 Kris DUNCAN	189.7	172.6	183.0	189.7	186.0	185.0	186.0	184.5	185.0				
STK	50 Julian TRUMMER	188.6	177.2	184.0	186.0	188.6	179.5	180.0	183.0	182.0	180.5			
STK	139 Dermot CLEARY	188.6	168.7	187.6	188.6	174.4								



SPEED TRAP ON APPROACH TO UNIVERSITY

Class	No/Name	Fastest	Lap 1	Lap 2	Lap 3	Lap 4	Lap 5	Lap 6	Lap 7	Lap 8	Lap 9	Lap 10	Lap 11	Lap 12
STK	369 Tiziano ROSATI	188.6	124.0	186.5	179.5	160.7	180.0	188.1	<u>188.6</u>					
STK	71 Phillip CROWE	188.6	<u>188.6</u>	186.5	123.5	185.0	186.0	185.0	159.6					
STK	85 Olivier LUPBERGER	187.6	174.4	181.0	186.5	182.5	176.3	<u>187.6</u>	183.5	186.5	<u>187.6</u>	178.1		
STK	109 Neil KERNOHAN	186.0	183.0	<u>186.0</u>	175.8	179.5	183.5	184.0	184.0					
STK	19 Jean Pierre POLET	185.5	183.0	<u>185.5</u>	173.1	166.7	181.0	183.0	183.0	182.0				
STK	77 Barry BURRELL	185.5	174.4	184.0	167.1	181.0	183.0	<u>185.5</u>	181.5	182.5	181.0			
STK	33 Paul CASSIDY	185.5	<u>185.5</u>	<u>185.5</u>	183.5	184.0	182.0	185.0	182.5	173.1				
STK	90 Craig KENNELLY	185.0	176.3	180.5	184.0	160.3	<u>185.0</u>	178.1	174.4	177.2	175.3			
STK	28 Darryl ANDERSON	184.5	<u>184.5</u>	180.5	181.5	181.0	181.5	150.6						
STK	53 Wayne BOURGEOIS	184.0	158.8	175.8	<u>184.0</u>	155.5								
STK	26 Dennis BOOTH	183.0	177.2	177.7	181.5	179.1	177.2	<u>183.0</u>	182.0					
STK	145 Daniel FORBES	181.0	178.6	178.6	177.7	<u>181.0</u>	<u>181.0</u>							
STK	35 Don GILBERT	178.6	172.2	<u>178.6</u>	119.2	175.3	169.2	176.7	173.1	174.4	169.2			
STK	97 Stephane BEDNAREK	177.2	171.3	176.3	169.6	171.3	174.4	175.8	172.6	<u>177.2</u>				
STK	69 Brad CLARKE	176.7	174.4	172.6	173.5	<u>176.7</u>	174.4	171.8	171.3	172.6	173.1			
STK	87 Emil KRCHNAVY	176.3	125.2	<u>176.3</u>	162.2	170.5	174.9							
STK	43 Stephen DEGNAN	174.9	170.9	173.5	167.1	159.6	166.7	167.9	<u>174.9</u>	172.6	170.5	168.7		



SUPERSTOCK



NW200

RACE NUMBER:

3 (THU) & 4 (SAT)

GROUP: A

[Empty box]

[Empty box]

[Empty box]

59
TWEED

20
JOHNSON

23
SIMPSON

ROW 7

92
REES

15
N HARRISON

8
WEST

ROW 6

65
SWEENEY

18
EVANS

36
KOSTAMO

ROW 5

7
BROOKES

11
CUMMINS

1
McGUINNESS

ROW 4

12
HUTCHINSON

22
JORDAN

16
BROWNE

ROW 3

36
COWARD

6
DUNLOP

3
D HARRISON

ROW 2

60
HICKMAN

34
SEELEY

74
TODD

ROW 1

POLE



SUPERSTOCK



NW200

RACE NUMBER:

3 (THU) & 4 (SAT)

GROUP: B

222
GAHAN

58
WILLIAMS

50
TRUMMER

ROW 15

45
MAJOLA

32
MORRIS

212
McMASTER

ROW 14

52
WHITEHALL

14
CALJOUW

109
KERNOHAN

ROW 13

119
DUNCAN

30
FERRE

5
LENNON

ROW 12

49
KEYES

42
PERRY

24
GOETSCHY

ROW 11

41
SPENCE

77
BURRELL

66
GIBSON

ROW 10

10
J CHAWKE

62
BOTTALICO

ROW 9

174
HOFFMANN

56
McLEAN

71
CROWE

ROW 8



SUPERSTOCK



NW200

RACE NUMBER:

3 (THU) & 4 (SAT)

GROUP: C

80
FURBER

25
BLANC

88
McTAGGART

ROW 23

29
GOTTARDI

21
YEARDSLEY

97
KRCHNAVY

ROW 22

43
DEGNAN

139
CLEARY

69
CLARKE

ROW 21

26
BOOTH

145
FORBES

90
KENNELLY

ROW 20

17
GOODINGS

19
POLET

35
GILBERT

ROW 19

369
ROSATI

44
L CHAWKE

33
CASSIDY

ROW 18

28
ANDERSON

73
BROOK

97
BEDNAREK

ROW 17

85
LUPBERGER

91
McALEESE

40
HARDISTY

ROW 16

BRIGGS EQUIPMENT NORTH WEST 200

SUPERSTOCK

Race 4 – CP Hire Superstock AMENDED

Saturday, 10 May 2025



Pos	Class	No	Name	Machine / Sponsor	Gp	Laps	Total Time	Behind	Speed	-----Best Lap-----		
										Time	Speed	On
1	STK	74	Davey TODD	BMW - 8Ten Racing BMW Motorrad	a	6	26:07.005		123.323	4:20.042	124.180	6
2	STK	3	Dean HARRISON	Honda - Honda Racing UK	a	6	26:07.591	0.586	123.277	4:20.204	124.103	6
3	STK	60	Peter HICKMAN	BMW - 8Ten Racing BMW Motorrad	a	6	26:07.828	0.823	123.258	4:19.924	124.236	5
4	STK	34	Alastair SEELEY	BMW - SMS / Nicholl Oils Racing	a	6	26:13.797	6.792	122.791	4:21.185	123.637	5
5	STK	12	Ian HUTCHINSON	BMW - moobob MLav Racing	a	6	26:26.036	19.031	121.843	4:22.845	122.856	2
6	STK	22	Paul JORDAN	Honda - Jackson Racing by Prosper2	a	6	26:26.218	19.213	121.829	4:23.443	122.577	3
7	STK	38	Erno KOSTAMO	BMW - RVS Motorsport	a	6	26:36.409	29.404	121.052	4:25.352	121.695	2
8	STK	1	John McGUINNESS	Honda - Honda Racing UK	a	6	26:43.716	36.711	120.500	4:27.116	120.891	6
9	STK	18	Michael EVANS	Honda - Dafabet Racing	a	6	26:46.767	39.762	120.271	4:26.337	121.245	2
10	STK	65	Michael SWEENEY	BMW - MJR Racing	a	6	26:47.643	40.638	120.206	4:27.922	120.528	4
11	STK	7	Josh BROOKES	Honda - Jackson Racing by Propser2	a	6	26:49.871	42.866	120.039	4:24.277	122.190	4
12	STK	15	Nathan HARRISON	Honda - H & H Motorcycles	a	6	27:03.085	56.080	119.062	4:29.531	119.808	2
13	STK	92	Mitch REES	Honda - Milenco by Padgett's Motorcycles	a	6	27:07.014	1:00.009	118.775	4:29.731	119.719	6
14	STK	20	David JOHNSON	Kawasaki - Platinum Club Racing Kawasaki	a	6	27:20.381	1:13.376	117.807	4:33.476	118.080	6
15	STK	62	Maurizio BOTTALICO	BMW - Crowe Performance	b	6	27:22.453	1:15.448	117.658	4:33.491	118.073	6
16	STK	174	Laurent HOFFMANN	BMW - Hoffmann by MRP	b	6	27:23.130	1:16.125	117.610	4:33.033	118.271	6
17	STK	71	Phillip CROWE	BMW - Crowe Performance	b	6	27:27.116	1:20.111	117.325	4:32.679	118.425	5
18	STK	10	James CHAWKE	BMW - Lyonara/Chawkie Racing	b	6	27:32.766	1:25.761	116.924	4:34.434	117.668	5
19	STK	77	Barry BURRELL	BMW - Halliwell Jones BMW Motorrad	b	6	27:42.907	1:35.902	116.211	4:36.081	116.966	2
20	STK	52	Ryan WHITEHALL	Yamaha - WR Racing	b	6	27:51.811	1:44.806	115.592	4:37.132	116.522	6
21	STK	42	Jonathan PERRY	Honda - Gordon Huxley Racing	b	6	27:56.760	1:49.755	115.251	4:37.672	116.295	2
22	STK	45	Andrea MAJOLA	Yamaha - Parker Car Transport	b	6	28:13.614	2:06.609	114.104	4:39.771	115.423	5
23	STK	222	Michael GAHAN	BMW - Newline Elite Racing	b	6	28:32.613	2:25.608	112.838	4:43.114	114.060	3
24	STK	58	Paul WILLIAMS	Yamaha - Lee Williams Motorsport	b	6	28:32.933	2:25.928	112.817	4:43.311	113.981	5
25	STK	14	Ilja CALJOUW	Kawasaki - Performance Racing	b	6	28:37.324	2:30.319	112.529	4:43.656	113.842	2
26	STK	25	Amalric BLANC	Honda - Team Gazzz 58/B&M/HML	c	6	30:02.780	3:55.775	107.194	4:37.091	116.539	4
27	STK	73	David BROOK	Honda - brooksuspension.com	c	6	30:35.473	4:28.468	105.285	4:42.756	114.204	6
28	STK	19	Jean Pierre POLET	BMW - Road's Warrior	c	6	31:21.529	5:14.524	102.708	4:48.407	111.967	5
29	STK	44	Liam CHAWKE	Suzuki - Chawkie Racing SC	c	6	31:22.992	5:15.987	102.628	4:51.228	110.882	2
30	STK	369	Tiziano ROSATI	Yamaha	c	6	31:26.701	5:19.696	102.426	4:48.999	111.737	6
31	STK	33	Paul CASSIDY	Honda - eSIMGo	c	6	31:36.235	5:29.230	101.911	4:52.431	110.426	2
32	STK	69	Brad CLARKE	Suzuki - Powerslide Racing	c	5	28:39.377	1 Lap	100.637	5:01.179	107.219	5
33	STK	43	Stephen DEGNAN	Kawasaki	c	5	27:18.948	1 Lap	98.207	5:00.608	107.422	4
34	STK	50	Julian TRUMMER	Kawasaki - LionHeart Moto Racing	b	5	29:56.761	1 Lap	89.581	4:44.742	113.408	3

Fastest Lap


STK	60	Peter HICKMAN	BMW - 8Ten Racing BMW Motorrad	4:19.924	124.236	5
-----	----	---------------	--------------------------------	----------	---------	---

Not Classified

DQ	STK	97	Stephane BEDNAREK	Yamaha - F.R.T.	c	6	30:31.212		105.530	4:44.505	113.502	4
DQ	STK	35	Don GILBERT	Suzuki - The Don Racing	c	6	30:32.869		105.435	4:41.962	114.526	5
DQ	STK	28	Darryl ANDERSON	Yamaha - DKR	c	6	31:24.791		102.530	4:49.229	111.649	3
DQ	STK	90	Craig KENNELLY	Honda - Residio Racing	c	6	32:15.642		99.837	4:58.061	108.340	3
DNF	STK	6	Michael DUNLOP	BMW - MD Racing	a	4	17:28.742		122.684	4:21.956	123.273	4
DNF	STK	30	Eddy FERRE	BMW - Optimark Road Racing	b	4	18:40.613		114.816	4:37.027	116.566	2
DNF	STK	23	Marcus SIMPSON	Honda - WH Racing powered by Dynobike	a	3	13:52.173		115.808	4:33.478	118.079	2
DNF	STK	91	Graham McALEESE	BMW - GMAC Racing	c	3	16:38.728		96.495	4:46.302	112.790	2
DNF	STK	29	Luca GOTTARDI	BMW - Cerin by Penz13	c	3	17:21.858		92.500	4:40.356	115.182	2
DNF	STK	11	Conor CUMMINS	BMW - Burrows Engineering/RK Racing	a	2	8:59.002		118.886	4:31.785	118.815	2
DNF	STK	109	Neil KERNOHAN	Yamaha - Kernohan Racing	b	2	9:51.301		108.371	4:49.736	111.453	2
DNF	STK	212	Dean McMASTER	Kawasaki - AIR NI Racing	b	2	9:51.311		108.369	4:47.718	112.235	2
DNF	STK	145	Daniel FORBES	Suzuki - FB Racing	c	2	12:06.535		88.199	4:57.571	108.519	2
DNF	STK	66	Ryan GIBSON	BMW - Gibson Motors/Firewood Supplies	b	1	5:05.115		104.184			

Provisional result to be confirmed by the Stewards of the Meeting subject to completion of technical inspections & the time limit for protests

Page 1 / 2

Circuit	The Triangle	Signed		Organising Club	Coleraine & District MC
Length(miles)	8.9700 Lap 1 (8.8300)		Chief Timekeeper	Race Started	15:21
Weather	Sunny	Issued At:	18:22	Gp Time Diff - b 33.87 / c 65.70	
Track	Dry, 39°C				



BRIGGS EQUIPMENT NORTH WEST 200

SUPERSTOCK

Race 4 – CP Hire Superstock AMENDED


Saturday, 10 May 2025



Pos	Class	No	Name	Machine / Sponsor	Gp Laps	Total Time	Behind	Speed	-----Best Lap-----		
									Time	Speed	On

No 109 +10 sec - Jump start penalty
 Nos 109 & 212 +10 seconds - straight through Mill Road Lap 2;
 No 42 +10 seconds - straight through Juniper Lap 3;
 No 69 +40 seconds - straight through Magherabuoy Laps 3 & 4, Mathers Lap 5 and Juniper Lap 5;
 No 97 +10 seconds - straight through Mathers Lap 6;
 Nos 28, 35 and 97 excluded for technical infringement;
 No 90 excluded for fuel failure

Provisional result to be confirmed by the Stewards of the Meeting subject to completion of technical inspections & the time limit for protests Page 2 / 2

Circuit	The Triangle	Signed		Organising Club	Coleraine & District MC
Length(miles)	8.9700 Lap 1 (8.8300)		Chief Timekeeper	Race Started	15:21
Weather	Sunny	Issued At:	18:22	Gp Time Diff - b 33.87 / c 65.70	
Track	Dry, 39°C				



SUPERSTOCK

Race 4 – CP Hire Superstock AMENDED

Saturday, 10 May 2025

DETAILED SECTOR ANALYSIS

STK

Race Classification

Position

1 74 Davey TODD

Total Time **26:07.005** Avg Speed **123.323** Behind
Best Time **4:20.042** Best Speed **124.180** On **6** Gp **a**

Lap	Lap Time	Lap Speed	Sector 1	Sector 2	Sector 3	Speed Trap
1	4:19.707	122.399		1:22.636	1:03.638	192.4
2	4:22.645	122.949	1:56.933	1:21.965	1:03.747	188.1
3	4:22.817	122.869	1:57.157	1:22.391	1:03.269	191.8
4	4:21.158	123.649	1:56.267	1:22.317	1:02.574	189.1
5	4:20.636	123.897	1:55.475	1:22.409	1:02.752	188.6
6	4:20.042	124.180	1:55.203	1:21.975	1:02.864	189.1
<i>Ideal</i>	<i>4:19.742</i>	<i>124.323</i>	<i>1:55.203</i>	<i>1:21.965</i>	<i>1:02.574</i>	<i>192.4</i>

2 3 Dean HARRISON

Total Time **26:07.591** Avg Speed **123.277** Behind **0.586**
Best Time **4:20.204** Best Speed **124.103** On **6** Gp **a**

Lap	Lap Time	Lap Speed	Sector 1	Sector 2	Sector 3	Speed Trap
1	4:20.171	122.181		1:23.531	1:03.804	197.5
2	4:22.366	123.080	1:56.140	1:22.576	1:03.650	190.2
3	4:22.947	122.808	1:56.645	1:23.302	1:03.000	191.3
4	4:21.663	123.411	1:56.414	1:22.593	1:02.656	193.5
5	4:20.240	124.085	1:55.452	1:22.168	1:02.620	195.7
6	4:20.204	124.103	1:56.122	1:21.620	1:02.462	196.9
<i>Ideal</i>	<i>4:19.534</i>	<i>124.423</i>	<i>1:55.452</i>	<i>1:21.620</i>	<i>1:02.462</i>	<i>197.5</i>

3 60 Peter HICKMAN

Total Time **26:07.828** Avg Speed **123.258** Behind **0.823**
Best Time **4:19.924** Best Speed **124.236** On **5** Gp **a**

Lap	Lap Time	Lap Speed	Sector 1	Sector 2	Sector 3	Speed Trap
1	4:20.992	121.797		1:22.867	1:03.985	202.8
2	4:22.488	123.023	1:56.585	1:22.321	1:03.582	195.7
3	4:22.574	122.982	1:56.617	1:23.035	1:02.922	190.7
4	4:21.721	123.383	1:56.182	1:22.667	1:02.872	196.3
5	4:19.924	124.236	1:55.258	1:22.197	1:02.469	193.5
6	4:20.129	124.138	1:56.132	1:21.615	1:02.382	197.5
<i>Ideal</i>	<i>4:19.255</i>	<i>124.557</i>	<i>1:55.258</i>	<i>1:21.615</i>	<i>1:02.382</i>	<i>202.8</i>

Race Classification

Position

4 34 Alastair SEELEY

Total Time **26:13.797** Avg Speed **122.791** Behind **6.792**
Best Time **4:21.185** Best Speed **123.637** On **5** Gp **a**

Lap	Lap Time	Lap Speed	Sector 1	Sector 2	Sector 3	Speed Trap
1	4:19.379	122.554		1:22.716	1:03.563	191.3
2	4:23.434	122.581	1:57.486	1:22.198	1:03.750	187.6
3	4:22.979	122.793	1:57.517	1:22.292	1:03.170	183.5
4	4:22.598	122.971	1:56.707	1:22.255	1:03.636	191.8
5	4:21.185	123.637	1:55.880	1:21.949	1:03.356	193.5
6	4:24.222	122.215	1:57.529	1:22.617	1:04.076	189.1
<i>Ideal</i>	<i>4:20.999</i>	<i>123.725</i>	<i>1:55.880</i>	<i>1:21.949</i>	<i>1:03.170</i>	<i>193.5</i>

5 12 Ian HUTCHINSON

Total Time **26:26.036** Avg Speed **121.843** Behind **19.031**
Best Time **4:22.845** Best Speed **122.856** On **2** Gp **a**

Lap	Lap Time	Lap Speed	Sector 1	Sector 2	Sector 3	Speed Trap
1	4:24.918	119.992		1:23.438	1:04.181	198.6
2	4:22.845	122.856	1:56.997	1:21.912	1:03.936	194.0
3	4:23.150	122.713	1:57.249	1:22.771	1:03.130	184.5
4	4:23.159	122.709	1:56.731	1:22.865	1:03.563	189.1
5	4:25.409	121.669	1:57.547	1:23.785	1:04.077	187.0
6	4:26.555	121.146	1:57.980	1:23.889	1:04.686	186.0
<i>Ideal</i>	<i>4:21.773</i>	<i>123.359</i>	<i>1:56.731</i>	<i>1:21.912</i>	<i>1:03.130</i>	<i>198.6</i>

6 22 Paul JORDAN

Total Time **26:26.218** Avg Speed **121.829** Behind **19.213**
Best Time **4:23.443** Best Speed **122.577** On **3** Gp **a**

Lap	Lap Time	Lap Speed	Sector 1	Sector 2	Sector 3	Speed Trap
1	4:22.204	121.234		1:22.481	1:04.169	195.2
2	4:25.961	121.416	1:58.265	1:22.744	1:04.952	194.0
3	4:23.443	122.577	1:57.563	1:22.658	1:03.222	191.3
4	4:23.801	122.410	1:57.210	1:22.798	1:03.793	195.7
5	4:24.336	122.163	1:57.268	1:22.973	1:04.095	193.5
6	4:26.473	121.183	1:58.094	1:23.908	1:04.471	190.7
<i>Ideal</i>	<i>4:22.913</i>	<i>122.824</i>	<i>1:57.210</i>	<i>1:22.481</i>	<i>1:03.222</i>	<i>195.7</i>

BRIGGS EQUIPMENT NORTH WEST 200

SUPERSTOCK

Race 4 – CP Hire Superstock AMENDED

Saturday, 10 May 2025

DETAILED SECTOR ANALYSIS



Race Classification

Position

7 38 Erno KOSTAMO

Total Time **26:36.409** Avg Speed **121.052** Behind **29.404**

Best Time **4:25.352** Best Speed **121.695** On **2** Gp **a**

Lap	Lap Time	Lap Speed	Sector 1	Sector 2	Sector 3	Speed Trap
1	4:24.380	120.236		1:23.443	1:03.908	201.0
2	4:25.352	121.695	1:57.906	1:23.501	1:03.945	194.6
3	4:26.827	121.022	1:58.877	1:23.716	1:04.234	192.4
4	4:25.511	121.622	1:58.518	1:23.293	1:03.700	194.0
5	4:26.149	121.331	1:57.943	1:23.619	1:04.587	192.9
6	4:28.190	120.407	1:59.058	1:24.732	1:04.400	191.8
<i>Ideal</i>	<i>4:24.899</i>	<i>121.903</i>	<i>1:57.906</i>	<i>1:23.293</i>	<i>1:03.700</i>	<i>201.0</i>

8 1 John McGUINNESS

Total Time **26:43.716** Avg Speed **120.500** Behind **36.711**

Best Time **4:27.116** Best Speed **120.891** On **6** Gp **a**

Lap	Lap Time	Lap Speed	Sector 1	Sector 2	Sector 3	Speed Trap
1	4:26.159	119.432		1:25.050	1:04.759	192.4
2	4:27.877	120.548	1:58.824	1:24.254	1:04.799	192.4
3	4:28.002	120.492	1:59.540	1:23.745	1:04.717	194.0
4	4:27.284	120.815	1:59.242	1:23.680	1:04.362	184.5
5	4:27.278	120.818	1:58.985	1:24.090	1:04.203	188.1
6	4:27.116	120.891	1:58.615	1:23.897	1:04.604	189.1
<i>Ideal</i>	<i>4:26.498</i>	<i>121.172</i>	<i>1:58.615</i>	<i>1:23.680</i>	<i>1:04.203</i>	<i>194.0</i>

9 18 Michael EVANS

Total Time **26:46.767** Avg Speed **120.271** Behind **39.762**

Best Time **4:26.337** Best Speed **121.245** On **2** Gp **a**

Lap	Lap Time	Lap Speed	Sector 1	Sector 2	Sector 3	Speed Trap
1	4:26.985	119.063		1:24.471	1:04.718	198.6
2	4:26.337	121.245	1:58.428	1:23.337	1:04.572	187.6
3	4:28.340	120.340	1:59.723	1:23.928	1:04.689	190.7
4	4:28.208	120.399	1:59.947	1:24.032	1:04.229	191.3
5	4:28.615	120.217	1:59.564	1:24.224	1:04.827	191.8
6	4:28.282	120.366	1:59.252	1:23.887	1:05.143	190.7
<i>Ideal</i>	<i>4:25.994</i>	<i>121.401</i>	<i>1:58.428</i>	<i>1:23.337</i>	<i>1:04.229</i>	<i>198.6</i>

Race Classification

Position

10 65 Michael SWEENEY

Total Time **26:47.643** Avg Speed **120.206** Behind **40.638**

Best Time **4:27.922** Best Speed **120.528** On **4** Gp **a**

Lap	Lap Time	Lap Speed	Sector 1	Sector 2	Sector 3	Speed Trap
1	4:26.508	119.276		1:24.934	1:04.849	198.6
2	4:27.973	120.505	1:59.291	1:23.942	1:04.740	178.1
3	4:27.959	120.511	1:59.306	1:23.818	1:04.835	191.3
4	4:27.922	120.528	1:59.573	1:23.760	1:04.589	180.5
5	4:28.868	120.104	1:59.403	1:24.277	1:05.188	194.6
6	4:28.413	120.307	1:58.926	1:24.072	1:05.415	190.2
<i>Ideal</i>	<i>4:27.275</i>	<i>120.819</i>	<i>1:58.926</i>	<i>1:23.760</i>	<i>1:04.589</i>	<i>198.6</i>

11 7 Josh BROOKES

Total Time **26:49.871** Avg Speed **120.039** Behind **42.866**

Best Time **4:24.277** Best Speed **122.190** On **4** Gp **a**

Lap	Lap Time	Lap Speed	Sector 1	Sector 2	Sector 3	Speed Trap
1	4:22.107	121.279		1:22.972	1:04.362	195.7
2	4:29.690	119.737	1:58.020	1:25.573	1:06.097	194.6
3	4:24.406	122.130	1:57.253	1:22.602	1:04.551	195.7
4	4:24.277	122.190	1:57.260	1:22.542	1:04.475	194.0
5	4:42.987	114.111	1:57.170	1:40.298	1:05.519	194.6
6	4:26.404	121.214	1:57.977	1:23.085	1:05.342	194.0
<i>Ideal</i>	<i>4:24.074</i>	<i>122.284</i>	<i>1:57.170</i>	<i>1:22.542</i>	<i>1:04.362</i>	<i>195.7</i>

12 15 Nathan HARRISON

Total Time **27:03.085** Avg Speed **119.062** Behind **56.080**

Best Time **4:29.531** Best Speed **119.808** On **2** Gp **a**

Lap	Lap Time	Lap Speed	Sector 1	Sector 2	Sector 3	Speed Trap
1	4:28.358	118.454		1:24.554	1:05.116	192.9
2	4:29.531	119.808	1:59.814	1:25.116	1:04.601	187.6
3	4:29.903	119.643	2:00.688	1:24.567	1:04.648	181.5
4	4:29.987	119.606	2:00.074	1:25.032	1:04.881	185.0
5	4:33.089	118.247	2:01.584	1:26.046	1:05.459	180.5
6	4:32.217	118.626	2:00.693	1:25.590	1:05.934	183.0
<i>Ideal</i>	<i>4:28.969</i>	<i>120.058</i>	<i>1:59.814</i>	<i>1:24.554</i>	<i>1:04.601</i>	<i>192.9</i>



SUPERSTOCK

Race 4 – CP Hire Superstock AMENDED

Saturday, 10 May 2025

DETAILED SECTOR ANALYSIS

Race Classification

Position

13 92 Mitch REES

Total Time **27:07.014** Avg Speed **118.775** Behind **1:00.009**

Best Time **4:29.731** Best Speed **119.719** On **6** Gp **a**

Lap	Lap Time	Lap Speed	Sector 1	Sector 2	Sector 3	Speed Trap
1	4:28.511	118.386		1:24.288	1:05.162	190.7
2	4:34.145	117.792	1:59.790	1:28.043	1:06.312	187.6
3	4:31.538	118.923	2:00.593	1:25.688	1:05.257	183.5
4	4:30.993	119.162	2:00.698	1:25.306	1:04.989	183.5
5	4:32.096	118.679	2:00.974	1:25.907	1:05.215	183.5
6	4:29.731	119.719	1:59.836	1:25.230	1:04.665	184.5
<i>Ideal</i>	<i>4:28.743</i>	<i>120.159</i>	<i>1:59.790</i>	<i>1:24.288</i>	<i>1:04.665</i>	<i>190.7</i>

Race Classification

Position

16 174 Laurent HOFFMANN

Total Time **27:23.130** Avg Speed **117.610** Behind **1:16.125**

Best Time **4:33.033** Best Speed **118.271** On **6** Gp **b**

Lap	Lap Time	Lap Speed	Sector 1	Sector 2	Sector 3	Speed Trap
1	4:31.244	117.193		1:27.259	1:06.064	191.8
2	4:33.633	118.012	2:01.444	1:26.615	1:05.574	188.1
3	4:35.584	117.177	2:02.003	1:27.710	1:05.871	184.5
4	4:34.784	117.518	2:01.516	1:27.401	1:05.867	188.6
5	4:34.852	117.489	2:02.126	1:26.794	1:05.932	185.0
6	4:33.033	118.271	2:01.370	1:26.172	1:05.491	189.1
<i>Ideal</i>	<i>4:33.033</i>	<i>118.271</i>	<i>2:01.370</i>	<i>1:26.172</i>	<i>1:05.491</i>	<i>191.8</i>

14 20 David JOHNSON

Total Time **27:20.381** Avg Speed **117.807** Behind **1:13.376**

Best Time **4:33.476** Best Speed **118.080** On **6** Gp **a**

Lap	Lap Time	Lap Speed	Sector 1	Sector 2	Sector 3	Speed Trap
1	4:31.006	117.296		1:25.846	1:05.007	191.8
2	4:33.704	117.981	2:02.423	1:25.954	1:05.327	184.5
3	4:34.287	117.731	2:02.276	1:26.529	1:05.482	183.0
4	4:33.508	118.066	2:01.848	1:26.521	1:05.139	182.5
5	4:34.400	117.682	2:02.132	1:26.825	1:05.443	183.0
6	4:33.476	118.080	2:01.585	1:26.929	1:04.962	183.5
<i>Ideal</i>	<i>4:32.393</i>	<i>118.549</i>	<i>2:01.585</i>	<i>1:25.846</i>	<i>1:04.962</i>	<i>191.8</i>

17 71 Phillip CROWE

Total Time **27:27.116** Avg Speed **117.325** Behind **1:20.111**

Best Time **4:32.679** Best Speed **118.425** On **5** Gp **b**

Lap	Lap Time	Lap Speed	Sector 1	Sector 2	Sector 3	Speed Trap
1	4:32.865	116.497		1:27.204	1:06.426	185.0
2	4:36.253	116.893	2:02.737	1:27.620	1:05.896	182.5
3	4:36.639	116.730	2:03.816	1:26.757	1:06.066	179.5
4	4:35.088	117.388	2:02.906	1:26.693	1:05.489	177.7
5	4:32.679	118.425	2:01.595	1:26.082	1:05.002	182.0
6	4:33.592	118.030	2:01.895	1:26.569	1:05.128	181.5
<i>Ideal</i>	<i>4:32.679</i>	<i>118.425</i>	<i>2:01.595</i>	<i>1:26.082</i>	<i>1:05.002</i>	<i>185.0</i>

15 62 Maurizio BOTTALICO

Total Time **27:22.453** Avg Speed **117.658** Behind **1:15.448**

Best Time **4:33.491** Best Speed **118.073** On **6** Gp **b**

Lap	Lap Time	Lap Speed	Sector 1	Sector 2	Sector 3	Speed Trap
1	4:28.927	118.203		1:25.933	1:07.025	186.5
2	4:36.386	116.837	2:01.119	1:29.690	1:05.577	183.0
3	4:34.202	117.767	2:01.922	1:26.692	1:05.588	187.0
4	4:35.942	117.025	2:01.180	1:29.079	1:05.683	185.0
5	4:33.505	118.067	2:02.202	1:25.402	1:05.901	188.1
6	4:33.491	118.073	2:01.805	1:25.915	1:05.771	186.0
<i>Ideal</i>	<i>4:32.098</i>	<i>118.678</i>	<i>2:01.119</i>	<i>1:25.402</i>	<i>1:05.577</i>	<i>188.1</i>

18 10 James CHAWKE

Total Time **27:32.766** Avg Speed **116.924** Behind **1:25.761**

Best Time **4:34.434** Best Speed **117.668** On **5** Gp **b**

Lap	Lap Time	Lap Speed	Sector 1	Sector 2	Sector 3	Speed Trap
1	4:33.467	116.241		1:26.658	1:06.621	180.5
2	4:35.297	117.299	2:02.768	1:26.203	1:06.326	179.5
3	4:36.736	116.689	2:03.651	1:26.421	1:06.664	176.7
4	4:35.953	117.020	2:02.831	1:26.510	1:06.612	185.0
5	4:34.434	117.668	2:01.861	1:26.154	1:06.419	188.1
6	4:36.879	116.629	2:02.708	1:27.266	1:06.905	187.0
<i>Ideal</i>	<i>4:34.341</i>	<i>117.708</i>	<i>2:01.861</i>	<i>1:26.154</i>	<i>1:06.326</i>	<i>188.1</i>

SUPERSTOCK

Race 4 – CP Hire Superstock AMENDED

Saturday, 10 May 2025

DETAILED SECTOR ANALYSIS

Race Classification

Position

19 **77 Barry BURRELL**
 Total Time **27:42.907** Avg Speed **116.211** Behind **1:35.902**
 Best Time **4:36.081** Best Speed **116.966** On **2** Gp **b**

Lap	Lap Time	Lap Speed	Sector 1	Sector 2	Sector 3	Speed Trap
1	4:32.480	116.662		1:26.143	1:06.766	183.5
2	4:36.081	116.966	2:02.539	1:26.577	1:06.965	181.5
3	4:36.494	116.791	2:03.248	1:26.349	1:06.897	178.6
4	4:39.145	115.682	2:04.387	1:27.334	1:07.424	179.5
5	4:39.712	115.447	2:04.749	1:27.132	1:07.831	177.2
6	4:38.995	115.744	2:04.057	1:27.411	1:07.527	179.5
<i>Ideal</i>	<i>4:35.448</i>	<i>117.234</i>	<i>2:02.539</i>	<i>1:26.143</i>	<i>1:06.766</i>	<i>183.5</i>

20 52 Ryan WHITEHALL

Total Time **27:51.811** Avg Speed **115.592** Behind **1:44.806**
 Best Time **4:37.132** Best Speed **116.522** On **6** Gp **b**

Lap	Lap Time	Lap Speed	Sector 1	Sector 2	Sector 3	Speed Trap
1	4:39.992	113.532		1:28.289	1:09.110	186.5
2	4:39.348	115.598	2:04.355	1:27.163	1:07.830	180.0
3	4:38.786	115.831	2:03.436	1:27.799	1:07.551	183.0
4	4:39.261	115.634	2:04.331	1:27.890	1:07.040	180.5
5	4:37.292	116.455	2:02.877	1:27.922	1:06.493	186.0
6	4:37.132	116.522	2:02.484	1:28.016	1:06.632	188.1
<i>Ideal</i>	<i>4:36.140</i>	<i>116.941</i>	<i>2:02.484</i>	<i>1:27.163</i>	<i>1:06.493</i>	<i>188.1</i>

21 42 Jonathan PERRY

Total Time **27:56.760** Avg Speed **115.251** Behind **1:49.755**
 Best Time **4:37.672** Best Speed **116.295** On **2** Gp **b**

Lap	Lap Time	Lap Speed	Sector 1	Sector 2	Sector 3	Speed Trap
1	4:35.677	115.309		1:26.892	1:07.187	190.2
2	4:37.672	116.295	2:03.607	1:27.401	1:06.664	181.5
3	4:38.748	115.847	2:02.781	1:26.791	1:09.176	181.5
4	4:38.648	115.888	2:03.486	1:27.984	1:07.178	181.5
5	4:38.170	116.087	2:03.823	1:27.830	1:06.517	181.0
6	4:37.845	116.223	2:03.329	1:27.834	1:06.682	181.5
<i>Ideal</i>	<i>4:36.089</i>	<i>116.962</i>	<i>2:02.781</i>	<i>1:26.791</i>	<i>1:06.517</i>	<i>190.2</i>

Race Classification

Position

22 **45 Andrea MAJOLA**
 Total Time **28:13.614** Avg Speed **114.104** Behind **2:06.609**
 Best Time **4:39.771** Best Speed **115.423** On **5** Gp **b**

Lap	Lap Time	Lap Speed	Sector 1	Sector 2	Sector 3	Speed Trap
1	4:42.225	112.634		1:28.054	1:07.498	185.5
2	4:41.933	114.538	2:06.891	1:26.996	1:08.046	173.5
3	4:40.913	114.954	2:05.591	1:27.858	1:07.464	179.1
4	4:40.814	114.994	2:04.987	1:28.099	1:07.728	179.5
5	4:39.771	115.423	2:04.652	1:27.170	1:07.949	179.5
6	4:47.958	112.141	2:06.423	1:31.999	1:09.536	181.0
<i>Ideal</i>	<i>4:39.112</i>	<i>115.695</i>	<i>2:04.652</i>	<i>1:26.996</i>	<i>1:07.464</i>	<i>185.5</i>

23 222 Michael GAHAN

Total Time **28:32.613** Avg Speed **112.838** Behind **2:25.608**
 Best Time **4:43.114** Best Speed **114.060** On **3** Gp **b**

Lap	Lap Time	Lap Speed	Sector 1	Sector 2	Sector 3	Speed Trap
1	4:48.254	110.278		1:33.107	1:08.887	185.0
2	4:46.356	112.769	2:08.178	1:29.228	1:08.950	179.5
3	4:43.114	114.060	2:06.992	1:28.304	1:07.818	180.5
4	4:43.147	114.047	2:06.377	1:28.459	1:08.311	180.0
5	4:45.297	113.187	2:06.130	1:29.366	1:09.801	181.0
6	4:46.445	112.734	2:07.834	1:29.547	1:09.064	179.1
<i>Ideal</i>	<i>4:42.252</i>	<i>114.408</i>	<i>2:06.130</i>	<i>1:28.304</i>	<i>1:07.818</i>	<i>185.0</i>

24 58 Paul WILLIAMS

Total Time **28:32.933** Avg Speed **112.817** Behind **2:25.928**
 Best Time **4:43.311** Best Speed **113.981** On **5** Gp **b**

Lap	Lap Time	Lap Speed	Sector 1	Sector 2	Sector 3	Speed Trap
1	4:44.229	111.839		1:30.014	1:08.641	179.5
2	4:47.147	112.458	2:08.313	1:29.491	1:09.343	178.1
3	4:46.668	112.646	2:07.975	1:29.942	1:08.751	173.5
4	4:45.294	113.189	2:07.211	1:30.457	1:07.626	176.7
5	4:43.311	113.981	2:05.849	1:29.905	1:07.557	177.2
6	4:46.284	112.797	2:07.583	1:30.106	1:08.595	175.3
<i>Ideal</i>	<i>4:42.897</i>	<i>114.148</i>	<i>2:05.849</i>	<i>1:29.491</i>	<i>1:07.557</i>	<i>179.5</i>

Race Classification

Position

25 14 Ilja CALJOUWTotal Time **28:37.324** Avg Speed **112.529** Behind **2:30.319**Best Time **4:43.656** Best Speed **113.842** On **2** Gp **b**

Lap	Lap Time	Lap Speed	Sector 1	Sector 2	Sector 3	Speed Trap
1	4:43.761	112.024		1:28.648	1:09.269	182.0
2	4:43.656	113.842	2:06.199	1:28.633	1:08.824	176.3
3	4:47.582	112.288	2:07.881	1:30.346	1:09.355	179.5
4	4:46.208	112.827	2:07.027	1:29.545	1:09.636	179.1
5	4:50.832	111.033	2:06.184	1:35.673	1:08.975	179.1
6	4:45.285	113.192	2:06.927	1:29.016	1:09.342	182.0
<i>Ideal</i>	<i>4:43.641</i>	<i>113.848</i>	<i>2:06.184</i>	<i>1:28.633</i>	<i>1:08.824</i>	<i>182.0</i>

Race Classification

Position

28 19 Jean Pierre POLETTotal Time **31:21.529** Avg Speed **102.708** Behind **5:14.524**Best Time **4:48.407** Best Speed **111.967** On **5** Gp **c**

Lap	Lap Time	Lap Speed	Sector 1	Sector 2	Sector 3	Speed Trap
1	4:50.728	109.339		1:31.278	1:11.044	176.7
2	4:53.699	109.949	2:10.838	1:31.088	1:11.773	177.2
3	4:51.179	110.901	2:10.393	1:30.822	1:09.964	177.2
4	4:53.033	110.199	2:11.455	1:31.941	1:09.637	180.0
5	4:48.407	111.967	2:08.472	1:29.649	1:10.286	174.9
6	4:53.083	110.180	2:10.018	1:30.228	1:12.837	177.2
<i>Ideal</i>	<i>4:47.758</i>	<i>112.219</i>	<i>2:08.472</i>	<i>1:29.649</i>	<i>1:09.637</i>	<i>180.0</i>

26 25 Amalric BLANCTotal Time **30:02.780** Avg Speed **107.194** Behind **3:55.775**Best Time **4:37.091** Best Speed **116.539** On **4** Gp **c**

Lap	Lap Time	Lap Speed	Sector 1	Sector 2	Sector 3	Speed Trap
1	4:36.142	115.115		1:26.410	1:07.378	187.0
2	4:37.908	116.197	2:04.170	1:26.783	1:06.955	187.0
3	4:38.368	116.005	2:03.868	1:25.960	1:08.540	188.6
4	4:37.091	116.539	2:02.885	1:27.025	1:07.181	189.1
5	4:38.793	115.828	2:04.858	1:26.113	1:07.822	186.5
6	4:43.078	114.075	2:03.635	1:28.451	1:10.992	183.0
<i>Ideal</i>	<i>4:35.800</i>	<i>117.085</i>	<i>2:02.885</i>	<i>1:25.960</i>	<i>1:06.955</i>	<i>189.1</i>

29 44 Liam CHAWKETotal Time **31:22.992** Avg Speed **102.628** Behind **5:15.987**Best Time **4:51.228** Best Speed **110.882** On **2** Gp **c**

Lap	Lap Time	Lap Speed	Sector 1	Sector 2	Sector 3	Speed Trap
1	4:49.174	109.927		1:30.990	1:10.605	183.5
2	4:51.228	110.882	2:08.547	1:32.260	1:10.421	183.0
3	4:53.077	110.183	2:09.740	1:31.597	1:11.740	176.7
4	4:53.109	110.171	2:10.876	1:31.451	1:10.782	178.6
5	4:53.346	110.082	2:11.347	1:31.845	1:10.154	165.8
6	4:51.658	110.719	2:09.539	1:31.481	1:10.638	178.1
<i>Ideal</i>	<i>4:49.691</i>	<i>111.470</i>	<i>2:08.547</i>	<i>1:30.990</i>	<i>1:10.154</i>	<i>183.5</i>

27 73 David BROOKTotal Time **30:35.473** Avg Speed **105.285** Behind **4:28.468**Best Time **4:42.756** Best Speed **114.204** On **6** Gp **c**

Lap	Lap Time	Lap Speed	Sector 1	Sector 2	Sector 3	Speed Trap
1	4:42.668	112.457		1:28.467	1:10.482	183.0
2	4:44.172	113.635	2:06.169	1:28.414	1:09.589	180.0
3	4:45.690	113.032	2:06.944	1:29.350	1:09.396	180.5
4	4:45.805	112.986	2:06.833	1:29.596	1:09.376	180.5
5	4:42.982	114.113	2:05.684	1:28.278	1:09.020	181.0
6	4:42.756	114.204	2:04.679	1:28.832	1:09.245	184.5
<i>Ideal</i>	<i>4:41.977</i>	<i>114.520</i>	<i>2:04.679</i>	<i>1:28.278</i>	<i>1:09.020</i>	<i>184.5</i>

30 369 Tiziano ROSATITotal Time **31:26.701** Avg Speed **102.426** Behind **5:19.696**Best Time **4:48.999** Best Speed **111.737** On **6** Gp **c**

Lap	Lap Time	Lap Speed	Sector 1	Sector 2	Sector 3	Speed Trap
1	4:45.360	111.396		1:29.905	1:09.931	185.0
2	4:50.663	111.098	2:07.930	1:31.920	1:10.813	185.0
3	4:57.293	108.620	2:10.268	1:33.898	1:13.127	180.0
4	5:00.001	107.640	2:12.672	1:35.191	1:12.138	180.0
5	4:52.985	110.217	2:09.730	1:32.812	1:10.443	181.0
6	4:48.999	111.737	2:08.479	1:31.128	1:09.392	183.5
<i>Ideal</i>	<i>4:47.227</i>	<i>112.427</i>	<i>2:07.930</i>	<i>1:29.905</i>	<i>1:09.392</i>	<i>185.0</i>

SUPERSTOCK

Race 4 – CP Hire Superstock AMENDED

Saturday, 10 May 2025

DETAILED SECTOR ANALYSIS

Race Classification

Position

31 **33 Paul CASSIDY**
 Total Time **31:36.235** Avg Speed **101.911** Behind **5:29.230**
 Best Time **4:52.431** Best Speed **110.426** On **2** Gp **c**

Lap	Lap Time	Lap Speed	Sector 1	Sector 2	Sector 3	Speed Trap
1	4:47.373	110.616		1:29.612	1:10.667	185.0
2	4:52.431	110.426	2:09.975	1:32.042	1:10.414	177.7
3	4:55.333	109.341	2:11.592	1:32.708	1:11.033	169.2
4	4:57.539	108.530	2:11.739	1:34.031	1:11.769	177.2
5	4:56.915	108.758	2:12.110	1:33.079	1:11.726	175.8
6	4:55.244	109.374	2:11.426	1:33.264	1:10.554	176.3
<i>Ideal</i>	<i>4:50.001</i>	<i>111.351</i>	<i>2:09.975</i>	<i>1:29.612</i>	<i>1:10.414</i>	<i>185.0</i>

32 **69 Brad CLARKE**

Total Time **26:39.377** Avg Speed **100.637** Behind **1 Lap**
 Best Time **5:01.179** Best Speed **107.219** On **5** Gp **c**

Lap	Lap Time	Lap Speed	Sector 1	Sector 2	Sector 3	Speed Trap
1	5:00.230	105.879		1:34.837	1:12.369	170.5
2	5:02.104	106.890	2:15.199	1:34.036	1:12.869	161.1
3	5:01.975	106.936	2:13.261	1:36.897	1:11.817	170.0
4	5:02.489	106.754	2:13.625	1:35.349	1:13.515	168.7
5	5:01.179	107.219	2:12.943	1:35.068	1:13.168	170.0
<i>Ideal</i>	<i>4:58.796</i>	<i>108.074</i>	<i>2:12.943</i>	<i>1:34.036</i>	<i>1:11.817</i>	<i>170.5</i>

33 **43 Stephen DEGNAN**

Total Time **27:18.948** Avg Speed **98.207** Behind **1 Lap**
 Best Time **5:00.608** Best Speed **107.422** On **4** Gp **c**

Lap	Lap Time	Lap Speed	Sector 1	Sector 2	Sector 3	Speed Trap
1	5:03.480	104.745		1:36.253	1:13.429	165.4
2	5:01.316	107.170	2:14.220	1:34.527	1:12.569	166.2
3	5:00.712	107.385	2:14.202	1:34.286	1:12.224	170.9
4	5:00.608	107.422	2:13.057	1:34.228	1:13.323	168.3
5	5:01.432	107.129	2:13.365	1:34.687	1:13.380	167.1
<i>Ideal</i>	<i>4:59.509</i>	<i>107.816</i>	<i>2:13.057</i>	<i>1:34.228</i>	<i>1:12.224</i>	<i>170.9</i>

34 **50 Julian TRUMMER**

Total Time **29:56.761** Avg Speed **89.581** Behind **1 Lap**
 Best Time **4:44.742** Best Speed **113.408** On **3** Gp **b**

Lap	Lap Time	Lap Speed	Sector 1	Sector 2	Sector 3	Speed Trap
1	5:43.775	92.467		1:32.376		176.3
2	9:53.780	54.384		1:29.136	1:08.738	177.7
3	4:44.742	113.408	2:06.849	1:29.237	1:08.656	178.1
4	4:44.917	113.338	2:07.160	1:29.492	1:08.265	174.0
5	4:49.547	111.526	2:06.680	1:33.189	1:09.678	177.2
<i>Ideal</i>	<i>4:44.081</i>	<i>113.672</i>	<i>2:06.680</i>	<i>1:29.136</i>	<i>1:08.265</i>	<i>178.1</i>

Not Classified

Position

DQ **97 Stephane BEDNAREK**

Total Time **30:31.212** Avg Speed **105.530** Behind
 Best Time **4:44.505** Best Speed **113.502** On **4** Gp **c**

Lap	Lap Time	Lap Speed	Sector 1	Sector 2	Sector 3	Speed Trap
1	4:42.982	112.332		1:29.584	1:09.473	174.9
2	4:46.114	112.864	2:07.545	1:29.764	1:08.805	170.9
3	4:45.665	113.041	2:06.704	1:29.817	1:09.144	174.4
4	4:44.505	113.502	2:06.906	1:29.247	1:08.352	172.6
5	4:44.911	113.341	2:06.441	1:29.764	1:08.706	170.5
6	4:45.635	113.053	2:06.332	1:30.207	1:09.096	171.3
<i>Ideal</i>	<i>4:43.931</i>	<i>113.732</i>	<i>2:06.332</i>	<i>1:29.247</i>	<i>1:08.352</i>	<i>174.9</i>

DQ **35 Don GILBERT**

Total Time **30:32.869** Avg Speed **105.435** Behind
 Best Time **4:41.962** Best Speed **114.526** On **5** Gp **c**

Lap	Lap Time	Lap Speed	Sector 1	Sector 2	Sector 3	Speed Trap
1	4:41.338	112.989		1:27.386	1:09.681	170.5
2	4:47.027	112.505	2:08.689	1:28.437	1:09.901	164.2
3	4:45.144	113.248	2:07.176	1:28.678	1:09.290	174.0
4	4:42.716	114.221	2:06.132	1:27.881	1:08.703	177.2
5	4:41.962	114.526	2:05.765	1:27.627	1:08.570	180.5
6	4:43.282	113.992	2:06.194	1:28.057	1:09.031	180.5
<i>Ideal</i>	<i>4:41.721</i>	<i>114.624</i>	<i>2:05.765</i>	<i>1:27.386</i>	<i>1:08.570</i>	<i>180.5</i>

DQ **28 Darryl ANDERSON**

Total Time **31:24.791** Avg Speed **102.530** Behind
 Best Time **4:49.229** Best Speed **111.649** On **3** Gp **c**

Lap	Lap Time	Lap Speed	Sector 1	Sector 2	Sector 3	Speed Trap
1	4:52.335	108.738		1:37.805	1:09.853	178.6
2	4:50.637	111.108	2:09.872	1:30.999	1:09.766	175.3
3	4:49.229	111.649	2:09.094	1:30.629	1:09.506	177.2
4	4:53.102	110.173	2:11.058	1:31.502	1:10.542	174.9
5	4:53.178	110.145	2:11.279	1:31.739	1:10.160	173.1
6	4:54.910	109.498	2:11.887	1:32.133	1:10.890	176.3
<i>Ideal</i>	<i>4:49.229</i>	<i>111.649</i>	<i>2:09.094</i>	<i>1:30.629</i>	<i>1:09.506</i>	<i>178.6</i>

BRIGGS EQUIPMENT NORTH WEST 200

SUPERSTOCK

Race 4 – CP Hire Superstock AMENDED

Saturday, 10 May 2025

DETAILED SECTOR ANALYSIS



Not Classified

Position

DQ 90 Craig KENNELLY

Total Time **32:15.642** Avg Speed **99.837** Behind

Best Time **4:58.061** Best Speed **108.340** On **3** Gp **c**

Lap	Lap Time	Lap Speed	Sector 1	Sector 2	Sector 3	Speed Trap
1	5:01.347	105.486		1:37.664	1:12.547	182.0
2	4:59.167	107.940	2:13.538	1:33.667	1:11.962	165.8
3	4:58.061	108.340	2:13.021	1:32.833	1:12.207	174.9
4	4:59.972	107.650	2:13.549	1:33.482	1:12.941	173.1
5	5:01.084	107.252	2:12.570	1:32.522	1:15.992	172.6
6	5:04.611	106.011	2:15.469	1:34.182	1:14.960	169.2
<i>Ideal</i>	<i>4:57.054</i>	<i>108.708</i>	<i>2:12.570</i>	<i>1:32.522</i>	<i>1:11.962</i>	<i>182.0</i>

DNF 6 Michael DUNLOP

Total Time **17:28.742** Avg Speed **122.684** Behind

Best Time **4:21.956** Best Speed **123.273** On **4** Gp **a**

Lap	Lap Time	Lap Speed	Sector 1	Sector 2	Sector 3	Speed Trap
1	4:20.678	121.944		1:22.747	1:04.112	201.0
2	4:22.608	122.967	1:56.482	1:22.239	1:03.887	190.7
3	4:23.500	122.550	1:56.502	1:23.090	1:03.908	192.4
4	4:21.956	123.273	1:56.028	1:22.473	1:03.455	191.8
<i>Ideal</i>	<i>4:21.722</i>	<i>123.383</i>	<i>1:56.028</i>	<i>1:22.239</i>	<i>1:03.455</i>	<i>201.0</i>

DNF 30 Eddy FERRE

Total Time **18:40.613** Avg Speed **114.816** Behind

Best Time **4:37.027** Best Speed **116.566** On **2** Gp **b**

Lap	Lap Time	Lap Speed	Sector 1	Sector 2	Sector 3	Speed Trap
1	4:39.614	113.685		1:27.858	1:07.264	190.2
2	4:37.027	116.566	2:03.844	1:26.438	1:06.745	182.5
3	4:38.943	115.766	2:04.532	1:27.504	1:06.907	183.0
4	4:45.029	113.294	2:03.091	1:26.969		183.5
<i>Ideal</i>	<i>4:36.274</i>	<i>116.884</i>	<i>2:03.091</i>	<i>1:26.438</i>	<i>1:06.745</i>	<i>190.2</i>

DNF 23 Marcus SIMPSON

Total Time **13:52.173** Avg Speed **115.808** Behind

Best Time **4:33.478** Best Speed **118.079** On **2** Gp **a**

Lap	Lap Time	Lap Speed	Sector 1	Sector 2	Sector 3	Speed Trap
1	4:33.704	116.140		1:26.416	1:06.484	184.5
2	4:33.478	118.079	2:01.542	1:25.603	1:06.333	193.5
3	4:44.991	113.309	2:02.047	1:26.161		189.7
<i>Ideal</i>	<i>4:33.478</i>	<i>118.079</i>	<i>2:01.542</i>	<i>1:25.603</i>	<i>1:06.333</i>	<i>193.5</i>

Not Classified

Position

DNF 91 Graham McALEESE

Total Time **16:38.728** Avg Speed **96.495** Behind

Best Time **4:46.302** Best Speed **112.790** On **2** Gp **c**

Lap	Lap Time	Lap Speed	Sector 1	Sector 2	Sector 3	Speed Trap
1	4:44.561	111.709		1:29.162	1:10.475	174.0
2	4:46.302	112.790	2:07.295	1:29.191	1:09.816	190.7
3	4:56.465	108.923	2:07.759	1:31.401		190.2
<i>Ideal</i>	<i>4:46.273</i>	<i>112.801</i>	<i>2:07.295</i>	<i>1:29.162</i>	<i>1:09.816</i>	<i>190.7</i>

DNF 29 Luca GOTTARDI

Total Time **17:21.858** Avg Speed **92.500** Behind

Best Time **4:40.356** Best Speed **115.182** On **2** Gp **c**

Lap	Lap Time	Lap Speed	Sector 1	Sector 2	Sector 3	Speed Trap
1	4:41.572	112.895		1:27.394	1:08.361	186.5
2	4:40.356	115.182	2:04.618	1:26.385		182.0
3	5:48.530	92.652		1:27.054		184.0
<i>Ideal</i>	<i>4:39.364</i>	<i>115.591</i>	<i>2:04.618</i>	<i>1:26.385</i>	<i>1:08.361</i>	<i>186.5</i>

DNF 11 Conor CUMMINS

Total Time **8:59.002** Avg Speed **118.886** Behind

Best Time **4:31.785** Best Speed **118.815** On **2** Gp **a**

Lap	Lap Time	Lap Speed	Sector 1	Sector 2	Sector 3	Speed Trap
1	4:27.217	118.959		1:24.590	1:04.568	191.8
2	4:31.785	118.815	1:59.095	1:24.290		189.7
<i>Ideal</i>	<i>4:27.953</i>	<i>120.514</i>	<i>1:59.095</i>	<i>1:24.290</i>	<i>1:04.568</i>	<i>191.8</i>

DNF 109 Neil KERNOHAN

Total Time **9:51.301** Avg Speed **108.371** Behind

Best Time **4:49.736** Best Speed **111.453** On **2** Gp **b**

Lap	Lap Time	Lap Speed	Sector 1	Sector 2	Sector 3	Speed Trap
1	4:41.565	112.898		1:29.259	1:08.316	186.0
2	4:49.736	111.453	2:08.094	1:30.421		176.7
<i>Ideal</i>	<i>4:45.669</i>	<i>113.040</i>	<i>2:08.094</i>	<i>1:29.259</i>	<i>1:08.316</i>	<i>186.0</i>

DNF 212 Dean McMASTER

Total Time **9:51.311** Avg Speed **108.369** Behind

Best Time **4:47.718** Best Speed **112.235** On **2** Gp **b**

Lap	Lap Time	Lap Speed	Sector 1	Sector 2	Sector 3	Speed Trap
1	4:53.593	108.272		1:39.470	1:09.891	178.6
2	4:47.718	112.235	2:06.319	1:31.010		177.7
<i>Ideal</i>	<i>4:47.220</i>	<i>112.429</i>	<i>2:06.319</i>	<i>1:31.010</i>	<i>1:09.891</i>	<i>178.6</i>



Not Classified

Position

DNF 145 Daniel FORBES

Total Time **12:06.535** Avg Speed **88.199** Behind

Best Time **4:57.571** Best Speed **108.519** On **2** Gp **c**

Lap	Lap Time	Lap Speed	Sector 1	Sector 2	Sector 3	Speed Trap
1	4:57.564	106.827		1:36.243	1:10.889	180.0
2	4:57.571	108.519	2:12.413	1:32.609		167.9
<i>Ideal</i>	<i>4:55.911</i>	<i>109.127</i>	<i>2:12.413</i>	<i>1:32.609</i>	<i>1:10.889</i>	<i>180.0</i>

DNF 66 Ryan GIBSON

Total Time **5:05.115** Avg Speed **104.184** Behind

Best Time Best Speed On Gp **b**

Lap	Lap Time	Lap Speed	Sector 1	Sector 2	Sector 3	Speed Trap
1	5:05.115	104.184		1:39.295		177.7
<i>Ideal</i>	<i>0.000</i>	<i>0.000</i>		<i>1:39.295</i>		<i>177.7</i>

SUPERSTOCK

Race 4 – CP Hire Superstock AMENDED

LAP CHART

1					1					2				
No	Name	Gp	Time of Day	Lap Time	No	Name	Gp	Time of Day	Lap Time	No	Name	Gp	Time of Day	Lap Time
34	Alastair SEELEY	a	15:25:29.462	4:19.379	66	Ryan GIBSON	b	15:26:15.198	5:05.115	74	Davey TODD	a	15:29:52.435	4:22.645
74	Davey TODD	a	15:25:29.790	4:19.707	50	Julian TRUMMER	b	15:26:53.858	5:43.775	3	Dean HARRISON	a	15:29:52.620	4:22.366
3	Dean HARRISON	a	15:25:30.254	4:20.171						34	Alastair SEELEY	a	15:29:52.896	4:23.434
6	Michael DUNLOP	a	15:25:30.761	4:20.678						6	Michael DUNLOP	a	15:29:53.369	4:22.608
60	Peter HICKMAN	a	15:25:31.075	4:20.992						60	Peter HICKMAN	a	15:29:53.563	4:22.488
7	Josh BROOKES	a	15:25:32.190	4:22.107						12	Ian HUTCHINSON	a	15:29:57.846	4:22.845
22	Paul JORDAN	a	15:25:32.287	4:22.204						22	Paul JORDAN	a	15:29:58.248	4:25.961
38	Erno KOSTAMO	a	15:25:34.463	4:24.380						38	Erno KOSTAMO	a	15:29:59.815	4:25.352
12	Ian HUTCHINSON	a	15:25:35.001	4:24.918						7	Josh BROOKES	a	15:30:01.880	4:29.690
1	John McGUINNESS	a	15:25:36.242	4:26.159						18	Michael EVANS	a	15:30:03.405	4:26.337
65	Michael SWEENEY	a	15:25:36.591	4:26.508						1	John McGUINNESS	a	15:30:04.119	4:27.877
18	Michael EVANS	a	15:25:37.068	4:26.985						65	Michael SWEENEY	a	15:30:04.564	4:27.973
11	Conor CUMMINS	a	15:25:37.300	4:27.217						15	Nathan HARRISON	a	15:30:07.972	4:29.531
15	Nathan HARRISON	a	15:25:38.441	4:28.358						11	Conor CUMMINS	a	15:30:09.085	4:31.785
92	Mitch REES	a	15:25:38.594	4:28.511						92	Mitch REES	a	15:30:12.739	4:34.145
62	Maurizio BOTTALICO	b	15:25:39.010	4:28.927						20	David JOHNSON	a	15:30:14.793	4:33.704
20	David JOHNSON	a	15:25:41.089	4:31.006						174	Laurent HOFFMANN	b	15:30:14.960	4:33.633
174	Laurent HOFFMANN	b	15:25:41.327	4:31.244						62	Maurizio BOTTALICO	b	15:30:15.396	4:36.386
77	Barry BURRELL	b	15:25:42.563	4:32.480						23	Marcus SIMPSON	a	15:30:17.265	4:33.478
71	Phillip CROWE	b	15:25:42.948	4:32.865						77	Barry BURRELL	b	15:30:18.644	4:36.081
10	James CHAWKE	b	15:25:43.550	4:33.467						10	James CHAWKE	b	15:30:18.847	4:35.297
23	Marcus SIMPSON	a	15:25:43.787	4:33.704						71	Phillip CROWE	b	15:30:19.201	4:36.253
42	Jonathan PERRY	b	15:25:45.760	4:35.677						42	Jonathan PERRY	b	15:30:23.432	4:37.672
25	Amalric BLANC	c	15:25:46.225	4:36.142						25	Amalric BLANC	c	15:30:24.133	4:37.908
30	Eddy FERRE	b	15:25:49.697	4:39.614						30	Eddy FERRE	b	15:30:26.724	4:37.027
52	Ryan WHITEHALL	b	15:25:50.075	4:39.992						52	Ryan WHITEHALL	b	15:30:29.423	4:39.348
35	Don GILBERT	c	15:25:51.421	4:41.338						29	Luca GOTTARDI	c	15:30:32.011	4:40.356
109	Neil KERNOHAN	b	15:25:51.648	4:41.565						45	Andrea MAJOLA	b	15:30:34.241	4:41.933
29	Luca GOTTARDI	c	15:25:51.655	4:41.572						73	David BROOK	c	15:30:36.923	4:44.172
45	Andrea MAJOLA	b	15:25:52.308	4:42.225						14	Ilja CALJOUW	b	15:30:37.500	4:43.656
73	David BROOK	c	15:25:52.751	4:42.668						35	Don GILBERT	c	15:30:38.448	4:47.027
97	Stephane BEDNAREK	c	15:25:53.065	4:42.982						97	Stephane BEDNAREK	c	15:30:39.179	4:46.114
14	Ilja CALJOUW	b	15:25:53.844	4:43.761						91	Graham McALEESE	c	15:30:40.946	4:46.302
58	Paul WILLIAMS	b	15:25:54.312	4:44.229						109	Neil KERNOHAN	b	15:30:41.384	4:49.736
91	Graham McALEESE	c	15:25:54.644	4:44.561						58	Paul WILLIAMS	b	15:30:41.459	4:47.147
369	Tiziano ROSATI	c	15:25:55.443	4:45.360						222	Michael GAHAN	b	15:30:44.693	4:46.356
33	Paul CASSIDY	c	15:25:57.456	4:47.373						369	Tiziano ROSATI	c	15:30:46.106	4:50.663
222	Michael GAHAN	b	15:25:58.337	4:48.254						33	Paul CASSIDY	c	15:30:49.887	4:52.431
44	Liam CHAWKE	c	15:25:59.257	4:49.174						44	Liam CHAWKE	c	15:30:50.485	4:51.228
19	Jean Pierre POLET	c	15:26:00.811	4:50.728						212	Dean McMASTER	b	15:30:51.394	4:47.718
28	Darryl ANDERSON	c	15:26:02.418	4:52.335						28	Darryl ANDERSON	c	15:30:53.055	4:50.637
212	Dean McMASTER	b	15:26:03.676	4:53.593						19	Jean Pierre POLET	c	15:30:54.510	4:53.699
145	Daniel FORBES	c	15:26:07.647	4:57.564						145	Daniel FORBES	c	15:31:05.218	4:57.571
69	Brad CLARKE	c	15:26:10.313	5:00.230						90	Craig KENNELLY	c	15:31:10.597	4:59.167
90	Craig KENNELLY	c	15:26:11.430	5:01.347						69	Brad CLARKE	c	15:31:12.417	5:02.104
43	Stephen DEGNAN	c	15:26:13.563	5:03.480						43	Stephen DEGNAN	c	15:31:14.879	5:01.316

SUPERSTOCK

Race 4 – CP Hire Superstock AMENDED

LAP CHART

2					3					4					
No	Name	Gp	Time of Day	Lap Time	No	Name	Gp	Time of Day	Lap Time	No	Name	Gp	Time of Day	Lap Time	
50	Julian TRUMMER	b	15:36:47.638	9:53.780	74	Davey TODD	a	15:34:15.252	4:22.817	74	Davey TODD	a	15:38:36.410	4:21.158	
					3	Dean HARRISON	a	15:34:15.567	4:22.947	3	Dean HARRISON	a	15:38:37.230	4:21.663	
					34	Alastair SEELEY	a	15:34:15.875	4:22.979	60	Peter HICKMAN	a	15:38:37.858	4:21.721	
					60	Peter HICKMAN	a	15:34:16.137	4:22.574	34	Alastair SEELEY	a	15:38:38.473	4:22.598	
					6	Michael DUNLOP	a	15:34:16.869	4:23.500	6	Michael DUNLOP	a	15:38:38.825	4:21.956	
					12	Ian HUTCHINSON	a	15:34:20.996	4:23.150	12	Ian HUTCHINSON	a	15:38:44.155	4:23.159	
					22	Paul JORDAN	a	15:34:21.691	4:23.443	22	Paul JORDAN	a	15:38:45.492	4:23.801	
					7	Josh BROOKES	a	15:34:26.286	4:24.406	7	Josh BROOKES	a	15:38:50.563	4:24.277	
					38	Erno KOSTAMO	a	15:34:26.642	4:26.827	38	Erno KOSTAMO	a	15:38:52.153	4:25.511	
					18	Michael EVANS	a	15:34:31.745	4:28.340	1	John McGUINNESS	a	15:38:59.405	4:27.284	
					1	John McGUINNESS	a	15:34:32.121	4:28.002	18	Michael EVANS	a	15:38:59.953	4:28.208	
					65	Michael SWEENEY	a	15:34:32.523	4:27.959	65	Michael SWEENEY	a	15:39:00.445	4:27.922	
					15	Nathan HARRISON	a	15:34:37.875	4:29.903	15	Nathan HARRISON	a	15:39:07.862	4:29.987	
					92	Mitch REES	a	15:34:44.277	4:31.538	92	Mitch REES	a	15:39:15.270	4:30.993	
					20	David JOHNSON	a	15:34:49.080	4:34.287	20	David JOHNSON	a	15:39:22.588	4:33.508	
					62	Maurizio BOTTALICO	b	15:34:49.598	4:34.202	174	Laurent HOFFMANN	b	15:39:25.328	4:34.784	
					174	Laurent HOFFMANN	b	15:34:50.544	4:35.584	62	Maurizio BOTTALICO	b	15:39:25.540	4:35.942	
					77	Barry BURRELL	b	15:34:55.138	4:36.494	71	Phillip CROWE	b	15:39:30.928	4:35.088	
					10	James CHAWKE	b	15:34:55.583	4:36.736	10	James CHAWKE	b	15:39:31.536	4:35.953	
					71	Phillip CROWE	b	15:34:55.840	4:36.639	77	Barry BURRELL	b	15:39:34.283	4:39.145	
					42	Jonathan PERRY	b	15:35:02.180	4:38.748	25	Amalric BLANC	c	15:39:39.592	4:37.091	
					23	Marcus SIMPSON	a	15:35:02.256	4:44.991	42	Jonathan PERRY	b	15:39:40.828	4:38.648	
					25	Amalric BLANC	c	15:35:02.501	4:38.368	52	Ryan WHITEHALL	b	15:39:47.470	4:39.261	
					30	Eddy FERRE	b	15:35:05.667	4:38.943	30	Eddy FERRE	b	15:39:50.696	4:45.029	
					52	Ryan WHITEHALL	b	15:35:08.209	4:38.786	45	Andrea MAJOLA	b	15:39:55.968	4:40.814	
					45	Andrea MAJOLA	b	15:35:15.154	4:40.913	35	Don GILBERT	c	15:40:06.308	4:42.716	
					73	David BROOK	c	15:35:22.613	4:45.690	73	David BROOK	c	15:40:08.418	4:45.805	
					35	Don GILBERT	c	15:35:23.592	4:45.144	97	Stephane BEDNAREK	c	15:40:09.349	4:44.505	
					97	Stephane BEDNAREK	c	15:35:24.844	4:45.665	222	Michael GAHAN	b	15:40:10.954	4:43.147	
					14	Ilja CALJOUW	b	15:35:25.082	4:47.582	14	Ilja CALJOUW	b	15:40:11.290	4:46.208	
					222	Michael GAHAN	b	15:35:27.807	4:43.114	58	Paul WILLIAMS	b	15:40:13.421	4:45.294	
					58	Paul WILLIAMS	b	15:35:28.127	4:46.668	28	Darryl ANDERSON	c	15:40:35.386	4:53.102	
					91	Graham McALEESE	c	15:35:37.411	4:56.465	44	Liam CHAWKE	c	15:40:36.671	4:53.109	
					28	Darryl ANDERSON	c	15:35:42.284	4:49.229	19	Jean Pierre POLET	c	15:40:38.722	4:53.033	
					369	Tiziano ROSATI	c	15:35:43.399	4:57.293	33	Paul CASSIDY	c	15:40:42.759	4:57.539	
					44	Liam CHAWKE	c	15:35:43.562	4:53.077	369	Tiziano ROSATI	c	15:40:43.400	5:00.001	
					33	Paul CASSIDY	c	15:35:45.220	4:55.333	90	Craig KENNELLY	c	15:41:08.630	4:59.972	
					19	Jean Pierre POLET	c	15:35:45.689	4:51.179	43	Stephen DEGNAN	c	15:41:16.199	5:00.608	
					90	Craig KENNELLY	c	15:36:08.658	4:58.061	69	Brad CLARKE	c	15:41:16.881	5:02.489	
					69	Brad CLARKE	c	15:36:14.392	5:01.975	50	Julian TRUMMER	b	15:46:17.297	4:44.917	
					43	Stephen DEGNAN	c	15:36:15.591	5:00.712						
					29	Luca GOTTARDI	c	15:36:20.541	5:48.530						
					50	Julian TRUMMER	b	15:41:32.380	4:44.742						

5

No	Name	Gp	Time of Day	Lap Time
74	Davey TODD	a	15:42:57.046	4:20.636
3	Dean HARRISON	a	15:42:57.470	4:20.240
60	Peter HICKMAN	a	15:42:57.782	4:19.924
34	Alastair SEELEY	a	15:42:59.658	4:21.185
12	Ian HUTCHINSON	a	15:43:09.564	4:25.409
22	Paul JORDAN	a	15:43:09.828	4:24.336
38	Erno KOSTAMO	a	15:43:18.302	4:26.149
1	John McGUINNESS	a	15:43:26.683	4:27.278
18	Michael EVANS	a	15:43:28.568	4:28.615
65	Michael SWEENEY	a	15:43:29.313	4:28.868
7	Josh BROOKES	a	15:43:33.550	4:42.987
15	Nathan HARRISON	a	15:43:40.951	4:33.089
92	Mitch REES	a	15:43:47.366	4:32.096
20	David JOHNSON	a	15:43:56.988	4:34.400
62	Maurizio BOTTALICO	b	15:43:59.045	4:33.505
174	Laurent HOFFMANN	b	15:44:00.180	4:34.852
71	Phillip CROWE	b	15:44:03.607	4:32.679
10	James CHAWKE	b	15:44:05.970	4:34.434
77	Barry BURRELL	b	15:44:13.995	4:39.712
25	Amalric BLANC	c	15:44:18.385	4:38.793
42	Jonathan PERRY	b	15:44:18.998	4:38.170
52	Ryan WHITEHALL	b	15:44:24.762	4:37.292
45	Andrea MAJOLA	b	15:44:35.739	4:39.771
35	Don GILBERT	c	15:44:48.270	4:41.962
73	David BROOK	c	15:44:51.400	4:42.982
97	Stephane BEDNAREK	c	15:44:54.260	4:44.911
222	Michael GAHAN	b	15:44:56.251	4:45.297
58	Paul WILLIAMS	b	15:44:56.732	4:43.311
14	Ilja CALJOUW	b	15:45:02.122	4:50.832
19	Jean Pierre POLET	c	15:45:27.129	4:48.407
28	Darryl ANDERSON	c	15:45:28.564	4:53.178
44	Liam CHAWKE	c	15:45:30.017	4:53.346
369	Tiziano ROSATI	c	15:45:36.385	4:52.985
33	Paul CASSIDY	c	15:45:39.674	4:56.915
90	Craig KENNELLY	c	15:46:09.714	5:01.084
43	Stephen DEGNAN	c	15:46:17.631	5:01.432
69	Brad CLARKE	c	15:46:18.060	5:01.179
50	Julian TRUMMER	b	15:51:06.844	4:49.547

6

No	Name	Gp	Time of Day	Lap Time
74	Davey TODD	a	15:47:17.088	4:20.042
3	Dean HARRISON	a	15:47:17.674	4:20.204
60	Peter HICKMAN	a	15:47:17.911	4:20.129
34	Alastair SEELEY	a	15:47:23.880	4:24.222
12	Ian HUTCHINSON	a	15:47:36.119	4:26.555
22	Paul JORDAN	a	15:47:36.301	4:26.473
38	Erno KOSTAMO	a	15:47:46.492	4:28.190
1	John McGUINNESS	a	15:47:53.799	4:27.116
18	Michael EVANS	a	15:47:56.850	4:28.282
65	Michael SWEENEY	a	15:47:57.726	4:28.413
7	Josh BROOKES	a	15:47:59.954	4:26.404
15	Nathan HARRISON	a	15:48:13.168	4:32.217
92	Mitch REES	a	15:48:17.097	4:29.731
20	David JOHNSON	a	15:48:30.464	4:33.476
62	Maurizio BOTTALICO	b	15:48:32.536	4:33.491
174	Laurent HOFFMANN	b	15:48:33.213	4:33.033
71	Phillip CROWE	b	15:48:37.199	4:33.592
10	James CHAWKE	b	15:48:42.849	4:36.879
77	Barry BURRELL	b	15:48:52.990	4:38.995
42	Jonathan PERRY	b	15:48:56.843	4:37.845
25	Amalric BLANC	c	15:49:01.463	4:43.078
52	Ryan WHITEHALL	b	15:49:01.894	4:37.132
45	Andrea MAJOLA	b	15:49:23.697	4:47.958
35	Don GILBERT	c	15:49:31.552	4:43.282
73	David BROOK	c	15:49:34.156	4:42.756
97	Stephane BEDNAREK	c	15:49:39.895	4:45.635
222	Michael GAHAN	b	15:49:42.696	4:46.445
58	Paul WILLIAMS	b	15:49:43.016	4:46.284
14	Ilja CALJOUW	b	15:49:47.407	4:45.285
19	Jean Pierre POLET	c	15:50:20.212	4:53.083
44	Liam CHAWKE	c	15:50:21.675	4:51.658
28	Darryl ANDERSON	c	15:50:23.474	4:54.910
369	Tiziano ROSATI	c	15:50:25.384	4:48.999
33	Paul CASSIDY	c	15:50:34.918	4:55.244
90	Craig KENNELLY	c	15:51:14.325	5:04.611

BRIGGS EQUIPMENT NORTH WEST 200

SUPERSTOCK

Race 4 – CP Hire Superstock AMENDED

SECTOR ANALYSIS

Perfect Lap (sum of best sectors) = 4:19.200



SECTOR 1			SECTOR 2		SECTOR 3		IDEAL / BEST								
FINISH - BALLYALLY			BALLYALLY - METROPOLE		METROPOLE - FINISH		COMPARISON								
Pos	No	Name	Time	No	Name	Time	Pos	No	Name	Ideal Time	Best Time	Diff			
1	74	Davey TODD	1:55.203	60	Peter HICKMAN	1:21.615	60	Peter HICKMAN	1:02.382	1	60	Peter HICKMAN	4:19.255	4:19.924	0.669
2	60	Peter HICKMAN	1:55.258	3	Dean HARRISON	1:21.620	3	Dean HARRISON	1:02.462	2	74	Davey TODD	4:19.742	4:20.042	0.300
3	3	Dean HARRISON	1:55.452	12	Ian HUTCHINSON	1:21.912	74	Davey TODD	1:02.574	3	3	Dean HARRISON	4:19.534	4:20.204	0.670
4	34	Alastair SEELEY	1:55.880	34	Alastair SEELEY	1:21.949	12	Ian HUTCHINSON	1:03.130	4	34	Alastair SEELEY	4:20.999	4:21.185	0.186
5	6	Michael DUNLOP	1:56.028	74	Davey TODD	1:21.965	34	Alastair SEELEY	1:03.170	5	6	Michael DUNLOP	4:21.722	4:21.956	0.234
6	12	Ian HUTCHINSON	1:56.731	6	Michael DUNLOP	1:22.239	22	Paul JORDAN	1:03.222	6	12	Ian HUTCHINSON	4:21.773	4:22.845	1.072
7	7	Josh BROOKES	1:57.170	22	Paul JORDAN	1:22.481	6	Michael DUNLOP	1:03.455	7	22	Paul JORDAN	4:22.913	4:23.443	0.530
8	22	Paul JORDAN	1:57.210	7	Josh BROOKES	1:22.542	38	Erno KOSTAMO	1:03.700	8	7	Josh BROOKES	4:24.074	4:24.277	0.203
9	38	Erno KOSTAMO	1:57.906	38	Erno KOSTAMO	1:23.293	1	John McGUINNESS	1:04.203	9	38	Erno KOSTAMO	4:24.899	4:25.352	0.453
10	18	Michael EVANS	1:58.428	18	Michael EVANS	1:23.337	18	Michael EVANS	1:04.229	10	18	Michael EVANS	4:25.994	4:26.337	0.343
11	1	John McGUINNESS	1:58.615	1	John McGUINNESS	1:23.680	7	Josh BROOKES	1:04.362	11	1	John McGUINNESS	4:26.498	4:27.116	0.618
12	65	Michael SWEENEY	1:58.926	65	Michael SWEENEY	1:23.760	11	Conor CUMMINS	1:04.568	12	65	Michael SWEENEY	4:27.275	4:27.922	0.647
13	11	Conor CUMMINS	1:59.095	92	Mitch REES	1:24.288	65	Michael SWEENEY	1:04.589	13	15	Nathan HARRISON	4:28.969	4:29.531	0.562
14	92	Mitch REES	1:59.790	11	Conor CUMMINS	1:24.290	15	Nathan HARRISON	1:04.601	14	92	Mitch REES	4:28.743	4:29.731	0.988
15	15	Nathan HARRISON	1:59.814	15	Nathan HARRISON	1:24.554	92	Mitch REES	1:04.665	15	11	Conor CUMMINS	4:27.953	4:31.785	3.832
16	62	Maurizio BOTTALICO	2:01.119	62	Maurizio BOTTALICO	1:25.402	20	David JOHNSON	1:04.962	16	71	Phillip CROWE	4:32.679	4:32.679	0.000
17	174	Laurent HOFFMANN	2:01.370	23	Marcus SIMPSON	1:25.603	71	Phillip CROWE	1:05.002	17	174	Laurent HOFFMANN	4:33.033	4:33.033	0.000
18	23	Marcus SIMPSON	2:01.542	20	David JOHNSON	1:25.846	174	Laurent HOFFMANN	1:05.491	18	20	David JOHNSON	4:32.393	4:33.476	1.083
19	20	David JOHNSON	2:01.585	25	Amalric BLANC	1:25.960	62	Maurizio BOTTALICO	1:05.577	19	23	Marcus SIMPSON	4:33.478	4:33.478	0.000
20	71	Phillip CROWE	2:01.595	71	Phillip CROWE	1:26.082	10	James CHAWKE	1:06.326	20	62	Maurizio BOTTALICO	4:32.098	4:33.491	1.393
21	10	James CHAWKE	2:01.861	77	Barry BURRELL	1:26.143	23	Marcus SIMPSON	1:06.333	21	10	James CHAWKE	4:34.341	4:34.434	0.093
22	52	Ryan WHITEHALL	2:02.484	10	James CHAWKE	1:26.154	52	Ryan WHITEHALL	1:06.493	22	77	Barry BURRELL	4:35.448	4:36.081	0.633
23	77	Barry BURRELL	2:02.539	174	Laurent HOFFMANN	1:26.172	42	Jonathan PERRY	1:06.517	23	30	Eddy FERRE	4:36.274	4:37.027	0.753
24	42	Jonathan PERRY	2:02.781	29	Luca GOTTARDI	1:26.385	30	Eddy FERRE	1:06.745	24	25	Amalric BLANC	4:35.800	4:37.091	1.291
25	25	Amalric BLANC	2:02.885	30	Eddy FERRE	1:26.438	77	Barry BURRELL	1:06.766	25	52	Ryan WHITEHALL	4:36.140	4:37.132	0.992
26	30	Eddy FERRE	2:03.091	42	Jonathan PERRY	1:26.791	25	Amalric BLANC	1:06.955	26	42	Jonathan PERRY	4:36.089	4:37.672	1.583
27	29	Luca GOTTARDI	2:04.618	45	Andrea MAJOLA	1:26.996	45	Andrea MAJOLA	1:07.464	27	45	Andrea MAJOLA	4:39.112	4:39.771	0.659
28	45	Andrea MAJOLA	2:04.652	52	Ryan WHITEHALL	1:27.163	58	Paul WILLIAMS	1:07.557	28	29	Luca GOTTARDI	4:39.364	4:40.356	0.992
29	73	David BROOK	2:04.679	35	Don GILBERT	1:27.386	222	Michael GAHAN	1:07.818	29	35	Don GILBERT	4:41.721	4:41.962	0.241
30	35	Don GILBERT	2:05.765	73	David BROOK	1:28.278	50	Julian TRUMMER	1:08.265	30	73	David BROOK	4:41.977	4:42.756	0.779
31	58	Paul WILLIAMS	2:05.849	222	Michael GAHAN	1:28.304	109	Neil KERNOHAN	1:08.316	31	222	Michael GAHAN	4:42.252	4:43.114	0.862
32	222	Michael GAHAN	2:06.130	14	Ilja CALJOUW	1:28.633	97	Stephane BEDNAREK	1:08.352	32	58	Paul WILLIAMS	4:42.897	4:43.311	0.414
33	14	Ilja CALJOUW	2:06.184	50	Julian TRUMMER	1:29.136	29	Luca GOTTARDI	1:08.361	33	14	Ilja CALJOUW	4:43.641	4:43.656	0.015
34	212	Dean McMASTER	2:06.319	91	Graham McALEESE	1:29.162	35	Don GILBERT	1:08.570	34	97	Stephane BEDNAREK	4:43.931	4:44.505	0.574
35	97	Stephane BEDNAREK	2:06.332	97	Stephane BEDNAREK	1:29.247	14	Ilja CALJOUW	1:08.824	35	50	Julian TRUMMER	4:44.081	4:44.742	0.661
36	50	Julian TRUMMER	2:06.680	109	Neil KERNOHAN	1:29.259	73	David BROOK	1:09.020	36	91	Graham McALEESE	4:46.273	4:46.302	0.029
37	91	Graham McALEESE	2:07.295	58	Paul WILLIAMS	1:29.491	369	Tiziano ROSATI	1:09.392	37	212	Dean McMASTER	4:47.220	4:47.718	0.498
38	369	Tiziano ROSATI	2:07.930	33	Paul CASSIDY	1:29.612	28	Darryl ANDERSON	1:09.506	38	19	Jean Pierre POLET	4:47.758	4:48.407	0.649
39	109	Neil KERNOHAN	2:08.094	19	Jean Pierre POLET	1:29.649	19	Jean Pierre POLET	1:09.637	39	369	Tiziano ROSATI	4:47.227	4:48.999	1.772
40	19	Jean Pierre POLET	2:08.472	369	Tiziano ROSATI	1:29.905	91	Graham McALEESE	1:09.816	40	28	Darryl ANDERSON	4:49.229	4:49.229	0.000
41	44	Liam CHAWKE	2:08.547	28	Darryl ANDERSON	1:30.629	212	Dean McMASTER	1:09.891	41	109	Neil KERNOHAN	4:45.669	4:49.736	4.067
42	28	Darryl ANDERSON	2:09.094	44	Liam CHAWKE	1:30.990	44	Liam CHAWKE	1:10.154	42	44	Liam CHAWKE	4:49.691	4:51.228	1.537
43	33	Paul CASSIDY	2:09.975	212	Dean McMASTER	1:31.010	33	Paul CASSIDY	1:10.414	43	33	Paul CASSIDY	4:50.001	4:52.431	2.430
44	145	Daniel FORBES	2:12.413	90	Craig KENNELLY	1:32.522	145	Daniel FORBES	1:10.889	44	145	Daniel FORBES	4:55.911	4:57.571	1.660
45	90	Craig KENNELLY	2:12.570	145	Daniel FORBES	1:32.609	69	Brad CLARKE	1:11.817	45	90	Craig KENNELLY	4:57.054	4:58.061	1.007
46	69	Brad CLARKE	2:12.943	69	Brad CLARKE	1:34.036	90	Craig KENNELLY	1:11.962	46	43	Stephen DEGNAN	4:59.509	5:00.608	1.099
47	43	Stephen DEGNAN	2:13.057	43	Stephen DEGNAN	1:34.228	43	Stephen DEGNAN	1:12.224	47	69	Brad CLARKE	4:58.796	5:01.179	2.383
				66	Ryan GIBSON	1:39.295									



SUPERSTOCK

Race 4 – CP Hire Superstock AMENDED

Saturday, 10 May 2025



Class	No/Name	Fastest	Lap 1	Lap 2	Lap 3	Lap 4	Lap 5	Lap 6	Lap 7	Lap 8	Lap 9	Lap 10	Lap 11	Lap 12
STK	60 Peter HICKMAN	202.8	202.8	195.7	190.7	196.3	193.5	197.5						
STK	6 Michael DUNLOP	201.0	201.0	190.7	192.4	191.8								
STK	38 Erno KOSTAMO	201.0	201.0	194.6	192.4	194.0	192.9	191.8						
STK	65 Michael SWEENEY	198.6	198.6	178.1	191.3	180.5	194.6	190.2						
STK	12 Ian HUTCHINSON	198.6	198.6	194.0	184.5	189.1	187.0	186.0						
STK	18 Michael EVANS	198.6	198.6	187.6	190.7	191.3	191.8	190.7						
STK	3 Dean HARRISON	197.5	197.5	190.2	191.3	193.5	195.7	196.9						
STK	22 Paul JORDAN	195.7	195.2	194.0	191.3	195.7	193.5	190.7						
STK	7 Josh BROOKES	195.7	195.7	194.6	195.7	194.0	194.6	194.0						
STK	1 John McGUINNESS	194.0	192.4	192.4	194.0	184.5	188.1	189.1						
STK	34 Alastair SEELEY	193.5	191.3	187.6	183.5	191.8	193.5	189.1						
STK	23 Marcus SIMPSON	193.5	184.5	193.5	189.7									
STK	15 Nathan HARRISON	192.9	192.9	187.6	181.5	185.0	180.5	183.0						
STK	74 Davey TODD	192.4	192.4	188.1	191.8	189.1	188.6	189.1						
STK	11 Conor CUMMINS	191.8	191.8	189.7										
STK	174 Laurent HOFFMANN	191.8	191.8	188.1	184.5	188.6	185.0	189.1						
STK	20 David JOHNSON	191.8	191.8	184.5	183.0	182.5	183.0	183.5						
STK	91 Graham McALEESE	190.7	174.0	190.7	190.2									
STK	92 Mitch REES	190.7	190.7	187.6	183.5	183.5	183.5	184.5						
STK	42 Jonathan PERRY	190.2	190.2	181.5	181.5	181.5	181.0	181.5						
STK	30 Eddy FERRE	190.2	190.2	182.5	183.0	183.5								
STK	25 Amalric BLANC	189.1	187.0	187.0	188.6	189.1	186.5	183.0						
STK	52 Ryan WHITEHALL	188.1	186.5	180.0	183.0	180.5	186.0	188.1						
STK	10 James CHAWKE	188.1	180.5	179.5	176.7	185.0	188.1	187.0						
STK	62 Maurizio BOTTALICO	188.1	186.5	183.0	187.0	185.0	188.1	186.0						
STK	29 Luca GOTTARDI	186.5	186.5	182.0	184.0									
STK	109 Neil KERNOHAN	186.0	186.0	176.7										
STK	45 Andrea MAJOLA	185.5	185.5	173.5	179.1	179.5	179.5	181.0						
STK	222 Michael GAHAN	185.0	185.0	179.5	180.5	180.0	181.0	179.1						
STK	71 Phillip CROWE	185.0	185.0	182.5	179.5	177.7	182.0	181.5						
STK	369 Tiziano ROSATI	185.0	185.0	185.0	180.0	180.0	181.0	183.5						
STK	33 Paul CASSIDY	185.0	185.0	177.7	169.2	177.2	175.8	176.3						
STK	73 David BROOK	184.5	183.0	180.0	180.5	180.5	181.0	184.5						
STK	77 Barry BURRELL	183.5	183.5	181.5	178.6	179.5	177.2	179.5						
STK	44 Liam CHAWKE	183.5	183.5	183.0	176.7	178.6	165.8	178.1						
STK	90 Craig KENNELLY	182.0	182.0	165.8	174.9	173.1	172.6	169.2						
STK	14 Iija CALJOUW	182.0	182.0	176.3	179.5	179.1	179.1	182.0						
STK	35 Don GILBERT	180.5	170.5	164.2	174.0	177.2	180.5	180.5						
STK	19 Jean Pierre POLET	180.0	176.7	177.2	177.2	180.0	174.9	177.2						
STK	145 Daniel FORBES	180.0	180.0	167.9										
STK	58 Paul WILLIAMS	179.5	179.5	178.1	173.5	176.7	177.2	175.3						
STK	28 Darryl ANDERSON	178.6	178.6	175.3	177.2	174.9	173.1	176.3						
STK	212 Dean McMASTER	178.6	178.6	177.7										
STK	50 Julian TRUMMER	178.1	176.3	177.7	178.1	174.0	177.2							
STK	66 Ryan GIBSON	177.7	177.7											
STK	97 Stephane BEDNAREK	174.9	174.9	170.9	174.4	172.6	170.5	171.3						
STK	43 Stephen DEGNAN	170.9	165.4	166.2	170.9	168.3	167.1							
STK	69 Brad CLARKE	170.5	170.5	161.1	170.0	168.7	170.0							