



EQUIPMENT

NW200

Wednesday 7th – Saturday 10th May 2025

promoted by
Coleraine & District Motor Club

www.northwest200.org



SUPERSPORT



Causeway
Coast & Glens
Borough Council



TOURISM
NORTHERN
IRELAND



The Triangle Circuit 8.970 miles



MOST WINS at NORTH WEST 200 at the start of the meeting

Alastair Seeley	29	2008 - 23	(Supersport – 13, Superstock – 12, Superbike – 4)
Robert Dunlop	15	1986 - 06	(125 – 5, 250 – 4, 350 – 1, Superbike – 5)
Michael Rutter	14	1997 - 17	(Supertwin – 1, Supersport – 2, Prod'n/S'tock – 2, Superbike – 9)
Joey Dunlop	13	1979 - 88	(250 – 1, 500 – 1, Production 750 – 2, Superbike – 9)
Phillip McCallen	11	1991 - 97	(250 – 2, 400 – 1, Supersport – 4, Superbike – 4)
Glenn Irwin	11	2017 - 24	(Superbike – 11)
Bruce Anstey	10	2002 - 14	(Supersport – 5, Production/Superstock – 4, Superbike – 1)
Tony Rutter	9	1973 - 82	(250 – 2, 350 – 5, 500 – 1, Superbike – 1)
Ian Lougher	8	1991 - 05	(125 – 5, 250 – 1, Supersport – 1, Superstock – 1)
Steve Plater	8	2006 - 09	(Supersport – 3, Superbike – 5)
Steven Cull	6	1980 - 88	(250 – 3, 350 – 1, Superbike – 2)
John McGuinness	6	2000 - 12	(250 – 1, 400 – 1, Supersport – 1, Superbike – 3)
Davey Todd	6	2019 - 24	(Supersport – 4, Superstock – 2)
Arthur Wheeler	5	1951 - 62	(250 – 5)
Tommy Robb	5	1959 - 65	(125 – 1, 250 – 4)
John Williams	5	1974 - 77	(350 – 1, 500 – 2, Superbike – 2)
Mick Grant	5	1975 - 82	(500 – 2, Superbike – 3)
Woolsey Coulter	5	1989 - 98	(250 – 5)
Ian Simpson	5	1995 - 98	(Supersport – 1, Production – 1, Superbike – 3)
Ryan Farquhar	5	2003 - 15	(Supertwin – 2, Supersport – 3)
Michael Dunlop	5	2008 - 16	(250 – 1, Supersport – 1, Superstock – 1, Superbike – 2)
Lee Johnston	5	2014 - 22	(Supertwin – 2, Supersport – 2, Superstock – 1)
Richard Cooper	5	2022 - 24	(Supertwin – 4, Supersport – 1)
Ernie Nott	4	1929 - 32	(500 – 4)
Jimmie Guthrie	4	1934 - 37	(500 – 4)
Bob McIntyre	4	1953 - 61	(350 – 2, 500 – 2)
Eddie Laycock	4	1986 - 90	(250 – 4)
David Jefferies	4	1999 - 02	(Supersport – 1, Superbike – 3)
William Dunlop	4	2009 - 14	(125 – 1, 250 – 1, Supersport – 1, Superbike – 1)
Peter Hickman	4	2018 - 24	(Supertwin – 2, Superstock – 2)

The Triangle Circuit 8.970 miles

LAP & RACE RECORDS & BEST SECTORS ANALYSIS (RACE & QUALIFYING)

at the start of the meeting

SUPERTWIN	Name	Machine	Laps	m	s	mph	Session & Year
Lap Record	Richard Cooper	Kawasaki	4	47.065		112.490	Supertwin-2 2022
Best Qualifying Lap	Richard Cooper	Kawasaki	4	49.037		111.723	Tue Qualifying 2023
Best Sector 1	Richard Cooper	Kawasaki	2	08.368		114.141	Supertwin-2 2022
Best Sector 2	Richard Cooper	Kawasaki	1	29.495		123.895	Supertwin-2 2023
Best Sector 3	Peter Hickman	Yamaha	1	05.960		99.333	Supertwin-2 2024
Ideal Lap (sum of best sectors)			4	43.823		113.775	
Difference (Best Lap – Ideal Lap)					3.242		
Race Record	Richard Cooper	Kawasaki	4	19	08.608	112.017	Supertwin-2 2022

SUPERSPORT	Name	Machine	Laps	m	s	mph	Session & Year
Lap Record	Peter Hickman	Triumph	4	33.029		118.273	Supersport-2 2023
Best Qualifying Lap	Richard Cooper	Yamaha	4	33.627		118.015	Thu Qualifying 2024
Best Sector 1	Richard Cooper	Yamaha	2	01.979		120.119	Supersport-1 2023
Best Sector 2	Richard Cooper	Yamaha	1	25.063		130.350	Supersport-2 2023
Best Sector 3	Peter Hickman	Triumph	1	03.777		102.733	Supersport-2 2023
Ideal Lap (sum of best sectors)			4	30.819		119.238	
Difference (Best Lap – Ideal Lap)					2.210		
Race Record	Davey Todd	Ducati	6	27	29.959	117.123	Supersport-2 2024

SUPERSTOCK	Name	Machine	Laps	m	s	mph	Session & Year
Lap Record	Alastair Seeley	BMW	4	19.407		124.484	Superstock-2 2023
Best Qualifying Lap	Davey Todd	BMW	4	19.324		124.524	Thu Qualifying 2024
Best Sector 1	Alastair Seeley	BMW	1	55.789		126.541	Superstock-1 2023
Best Sector 2	Alastair Seeley	BMW	1	19.530		139.419	Superstock-2 2023
Best Sector 3	Peter Hickman	BMW	1	02.283		105.197	Superstock-2 2024
Ideal Lap (sum of best sectors)			4	17.602		125.356	
Difference (Best Lap – Ideal Lap)					1.805		
Race Record	Davey Todd	BMW	4	17	17.767	123.982	Superstock-1 2024

SUPERBIKE	Name	Machine	Laps	m	s	mph	Session & Year
Lap Record	Glenn Irwin	Ducati	4	16.737		125.779	Superbike-1 2024
Best Qualifying Lap	Glenn Irwin	Ducati	4	16.443		125.928	Thu Qualifying 2024
Best Sector 1	Glenn Irwin	Ducati	1	54.501		127.964	Thu Qualifying 2024
Best Sector 2	Glenn Irwin	Ducati	1	18.708		140.875	Tue Qualifying 2024
Best Sector 3	Glenn Irwin	Ducati	1	01.877		105.887	Superbike-1 2024
Ideal Lap (sum of best sectors)			4	15.086		126.593	
Difference (Best Lap – Ideal Lap)					1.651		
Race Record	Glenn Irwin	Ducati	4	17	06.551	125.336	Superbike-1 2024

Sector	Description	Distance	Note
Sector 1	Finish to Ballysally Roundabout	4.04 miles	Sector 1 shorter and Sector 2
Sector 2	Ballysally Roundabout to Metropole	3.11 miles	longer by 0.03 miles due to
Sector 3	Metropole to Finish	1.82 miles	Intermediate 1 repositioned

FASTEST SPEED TRAP SPEEDS

Class	Name	Machine	mph	Session & Year
Superbike	Josh Brookes	BMW	212.4	2023 Thu Qualifying
Superbike	Bruce Anstey	Honda	209.8	2016 Superbike-1
Superbike	Davey Todd	BMW	209.8	2024 Thu Qualifying
Superbike	Glenn Irwin	Ducati	209.8	2024 Superbike-1
Superbike	Alastair Seeley	BMW	209.1	2023 Thu Qualifying
Superbike	Ian Hutchinson	Honda	208.5	2024 Superbike-1
Superbike	Martin Jessopp	Ducati	208	2012 Tue Qualifying
Superbike	Peter Hickman	BMW	207.8	2023 Thu Qualifying
Superstock	Michael Dunlop	Honda	206.5	2023 Superstock-1
Supersport	Richard Cooper	Yamaha	187.0	2023 Supersport-1
Supertwin	Richard Cooper	Kawasaki	170.5	2023 Tue Qualifying

BRIGGS EQUIPMENT NORTH WEST 200 SUPERSPORT

Q2: First Qualifying AMENDED
Wednesday, 07 May 2025



Qualifying Time **5:28.513** Qualifying Speed **98.298**

Pos	Class	No	Name	Machine / Sponsor	Time	Best Lap Behind	Speed	On	Total Laps	Qualifying Laps
Qualifying Classification										
1	SSP	47	Richard COOPER	Yamaha - BPE by Russell Racing	4:36.484		116.795	5	5	3
2	SSP	3	Dean HARRISON	Honda - Honda Racing UK	4:36.531	0.047	116.775	5	5	2
3	SSP	6	Michael DUNLOP	Ducati - MD Racing	4:39.144	2.660	115.682	4	4	2
4	SSP	666	Peter HICKMAN	Triumph - Trooper Triumph by PHR	4:40.564	4.080	115.097	5	5	3
5	SSP	7	Josh BROOKES	Honda - Jackson Racing by Prosper2	4:41.315	4.831	114.789	5	5	2
6	SSP	16	Mike BROWNE	Yamaha - BPE by Russell Racing	4:41.469	4.985	114.727	5	5	3
7	SSP	12	Ian HUTCHINSON	Yamaha - ugp MLav Racing	4:41.674	5.190	114.643	5	5	3
8	SSP	22	Paul JORDAN	Honda - Jackson Racing by Prosper2	4:41.706	5.222	114.630	5	5	3
9	SSP	56	Adam McLEAN	Yamaha - Performance Racing Achterhoek	4:41.800	5.316	114.592	5	5	3
10	SSP	1	Davey TODD	Honda - Milenco by Padgett's Motorcycles	4:42.145	5.661	114.452	4	4	2
11	SSP	11	Conor CUMMINS	Ducati - Burrows Engineering/RK Racing	4:42.926	6.442	114.136	5	5	3
12	SSP	65	Michael SWEENEY	Yamaha - EM Building	4:44.547	8.063	113.486	5	5	3
13	SSP	18	Michael EVANS	Triumph - Smith Racing	4:44.851	8.367	113.365	4	4	2
14	SSP	59	Darryl TWEED	Yamaha - Never Be Clever Racing	4:50.644	14.160	111.105	4	5	2
15	SSP	89	Mark CONLIN	Ducati - Moto Market NRG	4:54.575	18.091	109.622	5	5	2
16	SSP	23	Kevin KEYES	Yamaha - Daracore Racing	4:55.090	18.606	109.431	4	5	2
17	SSP	14	Ilja CALJOUW	Yamaha - Performance Racing Achterhoek	4:56.483	19.999	108.917	5	5	2
18	SSP	384	Mauro PONCINI	Yamaha - Delmo Racing	4:58.481	21.997	108.188	3	4	2
19	SSP	35	Daniel INGHAM	Yamaha - Castings Technology	5:00.441	23.957	107.482	4	4	2
20	SSP	91	Graham McALEESE	Yamaha - GMAC Racing	5:03.256	26.772	106.484	4	5	2
21	SSP	109	Neil KERNOHAN	Yamaha - Kernohan Racing	5:04.406	27.922	106.082	4	4	2
22	SSP	222	Michael GAHAN	Yamaha - Newline Elite Racing	5:06.369	29.885	105.402	4	5	2
23	SSP	50	Darragh CREAM	Triumph - Husqvarna Ireland	5:11.531	35.047	103.656	4	5	2


Non Qualifiers

SSP	34	Alastair SEELEY	Kawasaki - CD Racing by MSS Performance	4:48.223	11.739	112.038	3	3	1
SSP	199	Pierre Yves BIAN	Triumph - Trooper Triumph by PHR	4:49.264	12.780	111.635	4	4	1
SSP	15	Nathan HARRISON	Honda - H & H Motorcycles	4:49.344	12.860	111.604	4	4	1
SSP	8	Christian ELKIN	Yamaha - DynoCentre NI	4:55.875	19.391	109.141	4	4	1
SSP	30	Jonathan GOETSCHY	Ducati - Optimark Road Racing	4:57.696	21.212	108.473	3	3	1
SSP	20	Andrea MAJOLA	Yamaha - Parker Car Transport	4:58.737	22.253	108.095	4	4	1
SSP	80	Barry FURBER	Kawasaki - Clem Davies Racing	4:58.863	22.379	108.050	3	3	1
SSP	42	Jonathan PERRY	Honda - Paradigm Consultants	5:00.666	24.182	107.402	3	3	1
SSP	32	Martin MORRIS	Yamaha	5:03.601	27.117	106.363	3	3	1
SSP	40	Rhys HARDISTY	Yamaha - Never Be Clever Racing	5:03.894	27.410	106.261	4	4	1
SSP	123	Johnny STEWART	Kawasaki - J Stewart Racing	5:04.121	27.637	106.181	3	3	1
SSP	39	Allann VENTER	Honda - TH Racing	5:05.396	28.912	105.738	3	3	1
SSP	52	Jamie CRINGLE	Yamaha - Parker Car Transport	5:07.091	30.607	105.154	4	4	1
SSP	10	James CHAWKE	Honda - TH Racing	5:08.626	32.142	104.631	3	3	1
SSP	19	Wayne BOURGEAIS	Yamaha - Team Basomba Racing/WB Racing	5:10.279	33.795	104.074	3	3	1
SSP	44	Liam CHAWKE	Kawasaki - Chawkie Racing SC	5:10.509	34.025	103.997	3	3	1
SSP	69	Yann GALLI	Yamaha	5:12.137	35.653	103.455	4	4	1
SSP	73	David BROOK	Triumph - brooksuspension.com	5:18.158	41.674	101.497	3	3	1
SSP	93	Paul CRANSTON	Kawasaki - Miller Racing	5:18.317	41.833	101.446	3	3	1
SSP	43	Stephen DEGNAN	Kawasaki	5:19.490	43.006	101.074	3	3	1
SSP	369	Tiziano ROSATI	Honda	5:20.187	43.703	100.854	3	3	1
SSP	26	Dennis BOOTH	Kawasaki	5:21.876	45.392	100.324	3	3	1
SSP	45	Andy HORNBY	Ducati - Forty Two Racing	5:22.883	46.399	100.011	3	3	1
SSP	66	Alan JOHNSTON	Yamaha	5:24.867	48.383	99.401	3	3	1
SSP	75	Austen WEBSTER	Kawasaki - Ace Motorcycles	5:25.838	49.354	99.104	3	3	1
SSP	90	Craig KENNELLY	Honda - Team ILR with Frog Vehical Developments	5:29.656	53.172	97.957	3	3	0
SSP	828	Richard KAY	Honda - Reckle55/Romans 8:28 Racing	5:29.745	53.261	97.930	3	3	0
SSP	13	Gary McCOY	Suzuki - MadBros Racing	5:48.863	1:12.379	92.564	1	1	0
SSP	9	Craig NEVE	Honda - Bathams AJN Racing	5:49.128	1:12.644	92.493	1	1	0
SSP	36	Jamie COWARD	Triumph - KTS Macadam Triumph Factory Racing	6:41.949	2:05.465	80.339	1	1	0
SSP	38	Paul WILLIAMS	Triumph - Lee Williams Motorsport	7:54.855	3:18.371	68.004	3	3	0

No 88 failed fuel inspection - All times disallowed

Provisional result to be confirmed by the Stewards of the Meeting subject to completion of technical inspections & the time limit for protests

Page 1 / 1

Circuit	The Triangle	Signed	Organising Club	Coleraine & District MC
Length(miles)	8.9700 Lap 1 (8.8300)		Qualifying Started	13:07
Weather	Sunny	Chief Timekeeper		
Track	Dry, 37.9°C	Issued At: 16:42		



Qualifying Classification

Position

1 47 Richard COOPER

SSP Behind

Best Time **4:36.484** Best Speed **116.795** On **5** Gp

Lap	Lap Time	Lap Speed	Sector 1	Sector 2	Sector 3	Speed Trap
1	5:19.676	99.438	1:33.001	1:08.815	168.7	
2	15:53.430	33.869	2:04.560	11:58.116	172.2	
3	1:19:51.024	6.740	1:31.439	1:07.996	165.8	
4	4:39.420	115.568	2:03.600	1:29.974	1:05.846	180.5
5	4:36.484	116.795	2:01.843	1:29.296	1:05.345	178.1
<i>Ideal</i>	<i>4:36.484</i>	<i>116.795</i>	<i>2:01.843</i>	<i>1:29.296</i>	<i>1:05.345</i>	<i>180.5</i>

2 3 Dean HARRISON

SSP Behind **0.047**

Best Time **4:36.531** Best Speed **116.775** On **5** Gp

Lap	Lap Time	Lap Speed	Sector 1	Sector 2	Sector 3	Speed Trap
1	5:49.311	91.002	1:33.391	1:08.689	181.0	
2	15:10.997	35.447	2:14.407	11:13.838	178.1	
3	1:20:04.568	6.721	1:32.189	1:06.823	160.7	
4	4:38.143	116.099	2:02.303	1:30.257	1:05.583	185.0
5	4:36.531	116.775	2:01.862	1:29.587	1:05.082	181.5
<i>Ideal</i>	<i>4:36.531</i>	<i>116.775</i>	<i>2:01.862</i>	<i>1:29.587</i>	<i>1:05.082</i>	<i>185.0</i>

3 6 Michael DUNLOP

SSP Behind **2.660**

Best Time **4:39.144** Best Speed **115.682** On **4** Gp

Lap	Lap Time	Lap Speed	Sector 1	Sector 2	Sector 3	Speed Trap
1	9:17.583	57.010	1:45.678	129.7		
2	1:32:20.436	5.828	1:35.823	1:13.124	181.0	
3	4:40.733	115.027	2:04.106	1:29.750	1:06.877	165.4
4	4:39.144	115.682	2:03.239	1:29.618	1:06.287	181.5
<i>Ideal</i>	<i>4:39.144</i>	<i>115.682</i>	<i>2:03.239</i>	<i>1:29.618</i>	<i>1:06.287</i>	<i>181.5</i>

Qualifying Classification

Position

4 666 Peter HICKMAN

SSP Behind **4.080**

Best Time **4:40.564** Best Speed **115.097** On **5** Gp

Lap	Lap Time	Lap Speed	Sector 1	Sector 2	Sector 3	Speed Trap
1	5:20.605	99.150	1:33.585	1:08.335	169.2	
2	16:13.118	33.184	2:04.403	12:36.504	179.1	
3	1:20:01.233	6.726	1:32.017	1:07.422	174.0	
4	4:41.040	114.902	2:03.710	1:30.231	1:07.099	179.5
5	4:40.564	115.097	2:04.129	1:30.608	1:05.827	178.6
<i>Ideal</i>	<i>4:39.768</i>	<i>115.424</i>	<i>2:03.710</i>	<i>1:30.231</i>	<i>1:05.827</i>	<i>179.5</i>

5 7 Josh BROOKES

SSP Behind **4.831**

Best Time **4:41.315** Best Speed **114.789** On **5** Gp

Lap	Lap Time	Lap Speed	Sector 1	Sector 2	Sector 3	Speed Trap
1	5:35.714	94.688	1:33.309	1:09.969	169.2	
2	15:38.235	34.418	2:10.916	11:36.996	174.4	
3	1:19:58.797	6.729	1:33.043	1:08.094	176.3	
4	4:44.161	113.640	2:05.800	1:31.127	1:07.234	176.7
5	4:41.315	114.789	2:03.614	1:30.482	1:07.219	176.7
<i>Ideal</i>	<i>4:41.315</i>	<i>114.789</i>	<i>2:03.614</i>	<i>1:30.482</i>	<i>1:07.219</i>	<i>176.7</i>

6 16 Mike BROWNE

SSP Behind **4.985**

Best Time **4:41.469** Best Speed **114.727** On **5** Gp

Lap	Lap Time	Lap Speed	Sector 1	Sector 2	Sector 3	Speed Trap
1	5:21.426	98.897	1:33.586	1:08.803	166.2	
2	16:02.004	33.567	2:05.782	11:58.823	183.0	
3	1:20:06.844	6.718	1:34.755	1:09.259	163.8	
4	4:45.598	113.068	2:06.335	1:30.954	1:08.309	180.5
5	4:41.469	114.727	2:03.909	1:30.639	1:06.921	179.5
<i>Ideal</i>	<i>4:41.469</i>	<i>114.727</i>	<i>2:03.909</i>	<i>1:30.639</i>	<i>1:06.921</i>	<i>183.0</i>

BRIGGS EQUIPMENT NORTH WEST 200

SUPERSPORT

Q2: First Qualifying AMENDED

SECTOR ANALYSIS

Perfect Lap (sum of best sectors) = 4:36.221



SECTOR 1			SECTOR 2		SECTOR 3		IDEAL / BEST								
FINISH - BALLYALLY			BALLYALLY - METROPOLE		METROPOLE - FINISH		COMPARISON								
Pos	No	Name	Time	No	Name	No	Name	Pos	No	Name	Ideal Time	Best Time	Diff		
1	47	Richard COOPER	2:01.843	47	Richard COOPER	1:29.296	3	Dean HARRISON	1:05.082	1	47	Richard COOPER	4:36.484	4:36.484	0.000
2	3	Dean HARRISON	2:01.862	3	Dean HARRISON	1:29.587	47	Richard COOPER	1:05.345	2	3	Dean HARRISON	4:36.531	4:36.531	0.000
3	6	Michael DUNLOP	2:03.239	6	Michael DUNLOP	1:29.618	666	Peter HICKMAN	1:05.827	3	6	Michael DUNLOP	4:39.144	4:39.144	0.000
4	7	Josh BROOKES	2:03.614	666	Peter HICKMAN	1:30.231	56	Adam McLEAN	1:06.190	4	666	Peter HICKMAN	4:39.768	4:40.564	0.796
5	666	Peter HICKMAN	2:03.710	7	Josh BROOKES	1:30.482	22	Paul JORDAN	1:06.247	5	7	Josh BROOKES	4:41.315	4:41.315	0.000
6	16	Mike BROWNE	2:03.909	16	Mike BROWNE	1:30.639	6	Michael DUNLOP	1:06.287	6	16	Mike BROWNE	4:41.469	4:41.469	0.000
7	1	Davey TODD	2:04.036	22	Paul JORDAN	1:30.681	1	Davey TODD	1:06.333	7	12	Ian HUTCHINSON	4:41.674	4:41.674	0.000
8	11	Conor CUMMINS	2:04.155	12	Ian HUTCHINSON	1:30.925	11	Conor CUMMINS	1:06.517	8	22	Paul JORDAN	4:41.302	4:41.706	0.404
9	12	Ian HUTCHINSON	2:04.214	56	Adam McLEAN	1:31.089	12	Ian HUTCHINSON	1:06.535	9	56	Adam McLEAN	4:41.800	4:41.800	0.000
10	22	Paul JORDAN	2:04.374	1	Davey TODD	1:31.202	16	Mike BROWNE	1:06.921	10	1	Davey TODD	4:41.571	4:42.145	0.574
11	65	Michael SWEENEY	2:04.448	18	Michael EVANS	1:31.361	7	Josh BROOKES	1:07.219	11	11	Conor CUMMINS	4:42.926	4:42.926	0.000
12	56	Adam McLEAN	2:04.521	65	Michael SWEENEY	1:32.003	34	Alastair SEELEY	1:07.317	12	65	Michael SWEENEY	4:44.103	4:44.547	0.444
13	18	Michael EVANS	2:06.076	11	Conor CUMMINS	1:32.254	18	Michael EVANS	1:07.414	13	18	Michael EVANS	4:44.851	4:44.851	0.000
14	34	Alastair SEELEY	2:06.288	34	Alastair SEELEY	1:32.538	65	Michael SWEENEY	1:07.652	14	34	Alastair SEELEY	4:46.143	4:48.223	2.080
15	199	Pierre Yves BIAN	2:07.994	15	Nathan HARRISON	1:32.583	36	Jamie COWARD	1:07.695	15	199	Pierre Yves BIAN	4:49.264	4:49.264	0.000
16	59	Darryl TWEED	2:08.100	199	Pierre Yves BIAN	1:32.699	15	Nathan HARRISON	1:08.411	16	15	Nathan HARRISON	4:49.344	4:49.344	0.000
17	15	Nathan HARRISON	2:08.350	36	Jamie COWARD	1:33.695	199	Pierre Yves BIAN	1:08.571	17	59	Darryl TWEED	4:50.636	4:50.644	0.008
18	14	Ilja CALJOUW	2:08.586	59	Darryl TWEED	1:33.754	59	Darryl TWEED	1:08.782	18	89	Mark CONLIN	4:54.575	4:54.575	0.000
19	8	Christian ELKIN	2:09.231	89	Mark CONLIN	1:34.101	13	Gary McCOY	1:09.363	19	23	Kevin KEYES	4:53.821	4:55.090	1.269
20	30	Jonathan GOETSCHY	2:09.269	23	Kevin KEYES	1:34.455	9	Craig NEVE	1:09.874	20	8	Christian ELKIN	4:55.242	4:55.875	0.633
21	23	Kevin KEYES	2:09.420	13	Gary McCOY	1:34.560	23	Kevin KEYES	1:09.946	21	14	Ilja CALJOUW	4:56.219	4:56.483	0.264
22	89	Mark CONLIN	2:09.887	80	Barry FURBER	1:35.157	20	Andrea MAJOLA	1:10.258	22	30	Jonathan GOETSCHY	4:56.691	4:57.696	1.005
23	384	Mauro PONCINI	2:11.003	9	Craig NEVE	1:35.170	384	Mauro PONCINI	1:10.402	23	384	Mauro PONCINI	4:58.254	4:58.481	0.227
24	20	Andrea MAJOLA	2:11.371	8	Christian ELKIN	1:35.276	89	Mark CONLIN	1:10.587	24	20	Andrea MAJOLA	4:56.921	4:58.737	1.816
25	42	Jonathan PERRY	2:11.951	20	Andrea MAJOLA	1:35.292	8	Christian ELKIN	1:10.735	25	80	Barry FURBER	4:58.863	4:58.863	0.000
26	52	Jamie CRINGLE	2:12.199	30	Jonathan GOETSCHY	1:36.176	35	Daniel INGHAM	1:10.796	26	35	Daniel INGHAM	5:00.441	5:00.441	0.000
27	80	Barry FURBER	2:12.438	35	Daniel INGHAM	1:36.429	14	Ilja CALJOUW	1:10.839	27	42	Jonathan PERRY	5:00.666	5:00.666	0.000
28	91	Graham McALEESE	2:12.806	14	Ilja CALJOUW	1:36.794	40	Rhys HARDISTY	1:11.033	28	91	Graham McALEESE	5:03.256	5:03.256	0.000
29	35	Daniel INGHAM	2:13.216	384	Mauro PONCINI	1:36.849	30	Jonathan GOETSCHY	1:11.246	29	32	Martin MORRIS	5:03.601	5:03.601	0.000
30	32	Martin MORRIS	2:14.090	32	Martin MORRIS	1:37.076	42	Jonathan PERRY	1:11.255	30	40	Rhys HARDISTY	5:03.894	5:03.894	0.000
31	222	Michael GAHAN	2:14.258	42	Jonathan PERRY	1:37.460	80	Barry FURBER	1:11.268	31	123	Johnny STEWART	5:04.121	5:04.121	0.000
32	123	Johnny STEWART	2:14.389	40	Rhys HARDISTY	1:37.552	109	Neil KERNOHAN	1:11.503	32	109	Neil KERNOHAN	5:04.154	5:04.406	0.252
33	39	Allann VENTER	2:14.620	91	Graham McALEESE	1:37.575	123	Johnny STEWART	1:12.075	33	39	Allann VENTER	5:05.396	5:05.396	0.000
34	109	Neil KERNOHAN	2:14.627	123	Johnny STEWART	1:37.657	32	Martin MORRIS	1:12.435	34	222	Michael GAHAN	5:05.039	5:06.369	1.330
35	38	Paul WILLIAMS	2:15.205	52	Jamie CRINGLE	1:37.775	39	Allann VENTER	1:12.684	35	52	Jamie CRINGLE	5:03.365	5:07.091	3.726
36	40	Rhys HARDISTY	2:15.309	222	Michael GAHAN	1:37.898	91	Graham McALEESE	1:12.875	36	10	James CHAWKE	5:07.215	5:08.626	1.411
37	10	James CHAWKE	2:15.524	109	Neil KERNOHAN	1:38.024	222	Michael GAHAN	1:12.883	37	19	Wayne BOURGEOIS	5:10.279	5:10.279	0.000
38	50	Darragh CREAN	2:15.751	39	Allann VENTER	1:38.092	69	Yann GALLI	1:13.005	38	44	Liam CHAWKE	5:10.509	5:10.509	0.000
39	19	Wayne BOURGEOIS	2:16.405	10	James CHAWKE	1:38.343	10	James CHAWKE	1:13.348	39	50	Darragh CREAN	5:09.806	5:11.531	1.725
40	69	Yann GALLI	2:16.983	44	Liam CHAWKE	1:39.035	52	Jamie CRINGLE	1:13.391	40	69	Yann GALLI	5:10.239	5:12.137	1.898
41	44	Liam CHAWKE	2:17.982	19	Wayne BOURGEOIS	1:39.286	44	Liam CHAWKE	1:13.492	41	73	David BROOK	5:17.436	5:18.158	0.722
42	369	Tiziano ROSATI	2:19.883	50	Darragh CREAN	1:39.689	50	Darragh CREAN	1:14.366	42	93	Paul CRANSTON	5:18.317	5:18.317	0.000
43	93	Paul CRANSTON	2:20.051	38	Paul WILLIAMS	1:40.000	19	Wayne BOURGEOIS	1:14.588	43	43	Stephen DEGNAN	5:19.490	5:19.490	0.000
44	66	Alan JOHNSTON	2:20.609	73	David BROOK	1:40.190	38	Paul WILLIAMS	1:14.960	44	369	Tiziano ROSATI	5:20.187	5:20.187	0.000
45	43	Stephen DEGNAN	2:20.698	69	Yann GALLI	1:40.251	93	Paul CRANSTON	1:15.149	45	26	Dennis BOOTH	5:21.179	5:21.876	0.697
46	73	David BROOK	2:21.218	43	Stephen DEGNAN	1:42.136	73	David BROOK	1:16.028	46	45	Andy HORNBY	5:22.459	5:22.883	0.424
47	26	Dennis BOOTH	2:21.318	369	Tiziano ROSATI	1:42.228	45	Andy HORNBY	1:16.449	47	66	Alan JOHNSTON	5:23.784	5:24.867	1.083
48	45	Andy HORNBY	2:22.969	26	Dennis BOOTH	1:42.480	43	Stephen DEGNAN	1:16.656	48	75	Austen WEBSTER	5:25.838	5:25.838	0.000
49	75	Austen WEBSTER	2:23.903	45	Andy HORNBY	1:43.041	26	Dennis BOOTH	1:17.381	49	90	Craig KENNELLY	5:29.656	5:29.656	0.000
50	828	Richard KAY	2:24.463	93	Paul CRANSTON	1:43.117	828	Richard KAY	1:17.805	50	828	Richard KAY	5:27.833	5:29.745	1.912
51	90	Craig KENNELLY	2:26.369	75	Austen WEBSTER	1:44.078	75	Austen WEBSTER	1:17.857	51	38	Paul WILLIAMS	5:10.165	7:54.855	164.690
				90	Craig KENNELLY	1:44.758	66	Alan JOHNSTON	1:18.053						
				66	Alan JOHNSTON	1:45.122	369	Tiziano ROSATI	1:18.076						
				828	Richard KAY	1:45.565	90	Craig KENNELLY	1:18.529						



Qualifying Classification

Position

7 12 Ian HUTCHINSON

SSP Behind 5.190

Best Time 4:41.674 Best Speed 114.643 On 5 Gp

Lap	Lap Time	Lap Speed	Sector 1	Sector 2	Sector 3	Speed Trap
1	5:24.552	97.944	1:33.284	1:08.780		149.3
2	16:26.841	32.723	2:06.576	12:46.370		174.9
3	1:19:16.167	6.790	1:33.655	1:08.272		170.0
4	4:44.389	113.549	2:05.412	1:32.002	1:06.975	178.6
5	4:41.674	114.643	2:04.214	1:30.925	1:06.535	176.7
<i>Ideal</i>	4:41.674	114.643	2:04.214	1:30.925	1:06.535	178.6

8 22 Paul JORDAN

SSP Behind 5.222

Best Time 4:41.706 Best Speed 114.630 On 5 Gp

Lap	Lap Time	Lap Speed	Sector 1	Sector 2	Sector 3	Speed Trap
1	5:21.729	98.804	1:33.695	1:08.714		154.1
2	16:05.877	33.433	2:05.842	12:04.124		174.4
3	1:19:40.287	6.755	1:33.940	1:07.633		157.3
4	4:42.400	114.348	2:05.256	1:30.681	1:06.463	176.3
5	4:41.706	114.630	2:04.374	1:31.085	1:06.247	173.1
<i>Ideal</i>	4:41.302	114.795	2:04.374	1:30.681	1:06.247	176.3

9 56 Adam McLEAN

SSP Behind 5.316

Best Time 4:41.800 Best Speed 114.592 On 5 Gp

Lap	Lap Time	Lap Speed	Sector 1	Sector 2	Sector 3	Speed Trap
1	5:26.955	97.224	1:32.429	1:07.356		174.9
2	15:13.276	35.358	2:05.778	11:19.051		170.5
3	1:20:27.420	6.689	1:33.596	1:07.901		164.2
4	4:42.325	114.379	2:04.713	1:31.180	1:06.432	179.5
5	4:41.800	114.592	2:04.521	1:31.089	1:06.190	176.7
<i>Ideal</i>	4:41.800	114.592	2:04.521	1:31.089	1:06.190	179.5

Qualifying Classification

Position

10 1 Davey TODD

SSP Behind 5.661

Best Time 4:42.145 Best Speed 114.452 On 4 Gp

Lap	Lap Time	Lap Speed	Sector 1	Sector 2	Sector 3	Speed Trap
1	5:19.858	99.382		1:33.663	1:08.060	170.5
2	16:32.699	32.529	2:04.036	12:57.633		177.2
3	1:20:57.548	6.648		1:33.271	1:07.029	179.1
4	4:42.145	114.452	2:04.610	1:31.202	1:06.333	178.1
<i>Ideal</i>	4:41.571	114.685	2:04.036	1:31.202	1:06.333	179.1

11 11 Conor CUMMINS

SSP Behind 6.442

Best Time 4:42.926 Best Speed 114.136 On 5 Gp

Lap	Lap Time	Lap Speed	Sector 1	Sector 2	Sector 3	Speed Trap
1	5:22.010	98.717		1:33.766	1:08.309	157.7
2	16:24.572	32.798	2:08.517	12:33.240		174.9
3	1:19:18.806	6.786		1:34.550	1:07.832	169.6
4	4:45.574	113.078	2:05.394	1:33.346	1:06.834	174.9
5	4:42.926	114.136	2:04.155	1:32.254	1:06.517	174.0
<i>Ideal</i>	4:42.926	114.136	2:04.155	1:32.254	1:06.517	174.9

12 65 Michael SWEENEY

SSP Behind 8.063

Best Time 4:44.547 Best Speed 113.486 On 5 Gp

Lap	Lap Time	Lap Speed	Sector 1	Sector 2	Sector 3	Speed Trap
1	5:25.008	97.807		1:33.350	1:09.716	165.8
2	16:22.230	32.876	2:06.880	12:34.679		171.3
3	1:19:22.301	6.781		1:33.890	1:08.940	175.3
4	4:44.939	113.330	2:05.284	1:32.003	1:07.652	173.5
5	4:44.547	113.486	2:04.448	1:32.135	1:07.964	172.6
<i>Ideal</i>	4:44.103	113.663	2:04.448	1:32.003	1:07.652	175.3

13 18 Michael EVANS

SSP Behind 8.367

Best Time 4:44.851 Best Speed 113.365 On 4 Gp

Lap	Lap Time	Lap Speed	Sector 1	Sector 2	Sector 3	Speed Trap
1	7:38.555	69.322		1:33.079		159.2
2	1:34:00.084	5.725		1:32.770	1:09.981	173.5
3	4:47.209	112.434	2:06.095	1:32.597	1:08.517	178.6
4	4:44.851	113.365	2:06.076	1:31.361	1:07.414	175.3
<i>Ideal</i>	4:44.851	113.365	2:06.076	1:31.361	1:07.414	178.6

Qualifying Classification

Position

14	59 Darryl TWEED	SSP	Behind	14.160		
Best Time	4:50.644	Best Speed	111.105	On 4 Gp		
Lap	Lap Time	Lap Speed	Sector 1	Sector 2	Sector 3	Speed Trap
1	5:39.477	93.638	1:34.797	1:10.639	163.4	
2	16:00.520	33.619	2:09.426	11:54.329	173.1	
3	1:19:32.226	6.767	1:34.649	1:08.882	174.9	
4	4:50.644	111.105	2:08.100	1:33.754	1:08.790	176.3
5	4:51.707	110.700	2:08.536	1:34.389	1:08.782	171.8
<i>Ideal</i>	<i>4:50.636</i>	<i>111.108</i>	<i>2:08.100</i>	<i>1:33.754</i>	<i>1:08.782</i>	<i>176.3</i>

15	89 Mark CONLIN	SSP	Behind	18.091		
Best Time	4:54.575	Best Speed	109.622	On 5 Gp		
Lap	Lap Time	Lap Speed	Sector 1	Sector 2	Sector 3	Speed Trap
1	5:55.938	89.308	1:38.054	1:14.099	174.9	
2	15:06.559	35.620	3:14.043	10:07.389	79.2	
3	1:20:52.588	6.655	1:36.259	1:13.959	179.5	
4	4:57.576	108.517	2:11.539	1:34.164	1:11.873	177.7
5	4:54.575	109.622	2:09.887	1:34.101	1:10.587	178.6
<i>Ideal</i>	<i>4:54.575</i>	<i>109.622</i>	<i>2:09.887</i>	<i>1:34.101</i>	<i>1:10.587</i>	<i>179.5</i>

16	23 Kevin KEYES	SSP	Behind	18.606		
Best Time	4:55.090	Best Speed	109.431	On 4 Gp		
Lap	Lap Time	Lap Speed	Sector 1	Sector 2	Sector 3	Speed Trap
1	5:35.533	94.739	1:34.455	1:10.466	172.6	
2	16:01.350	33.590	2:10.853	12:05.148	171.3	
3	1:19:55.576	6.734	1:35.453	1:09.946	159.9	
4	4:55.090	109.431	2:09.420	1:35.132	1:10.538	174.0
5	4:57.972	108.373	2:11.025	1:36.084	1:10.863	169.2
<i>Ideal</i>	<i>4:53.821</i>	<i>109.904</i>	<i>2:09.420</i>	<i>1:34.455</i>	<i>1:09.946</i>	<i>174.0</i>

Qualifying Classification

Position

17	14 Ilja CALJOUW	SSP	Behind	19.999		
Best Time	4:56.483	Best Speed	108.917	On 5 Gp		
Lap	Lap Time	Lap Speed	Sector 1	Sector 2	Sector 3	Speed Trap
1	5:57.777	88.849	1:38.333	1:12.350	161.1	
2	15:41.366	34.303	3:09.114	10:32.726	82.3	
3	1:19:36.136	6.761	1:36.794	1:10.839	169.2	
4	5:01.348	107.159	2:11.689	1:38.297	1:11.362	172.2
5	4:56.483	108.917	2:08.586	1:36.943	1:10.954	174.4
<i>Ideal</i>	<i>4:56.219</i>	<i>109.014</i>	<i>2:08.586</i>	<i>1:36.794</i>	<i>1:10.839</i>	<i>174.4</i>

18	384 Mauro PONCINI	SSP	Behind	21.997		
Best Time	4:58.481	Best Speed	108.188	On 3 Gp		
Lap	Lap Time	Lap Speed	Sector 1	Sector 2	Sector 3	Speed Trap
1	8:50.929	59.872	1:37.936	166.7		
2	1:32:49.702	5.798	1:36.849	1:12.437	171.8	
3	4:58.481	108.188	2:11.003	1:37.076	1:10.402	173.1
4	5:09.731	104.258	2:21.976	1:36.964	1:10.791	171.3
<i>Ideal</i>	<i>4:58.254</i>	<i>108.270</i>	<i>2:11.003</i>	<i>1:36.849</i>	<i>1:10.402</i>	<i>173.1</i>

19	35 Daniel INGHAM	SSP	Behind	23.957		
Best Time	5:00.441	Best Speed	107.482	On 4 Gp		
Lap	Lap Time	Lap Speed	Sector 1	Sector 2	Sector 3	Speed Trap
1	8:41.408	60.966	1:39.507	162.6		
2	1:33:06.792	5.780	1:39.095	1:13.721	169.2	
3	5:04.964	105.888	2:14.548	1:37.526	1:12.890	167.1
4	5:00.441	107.482	2:13.216	1:36.429	1:10.796	167.1
<i>Ideal</i>	<i>5:00.441</i>	<i>107.482</i>	<i>2:13.216</i>	<i>1:36.429</i>	<i>1:10.796</i>	<i>169.2</i>

20	91 Graham McALEESE	SSP	Behind	26.772		
Best Time	5:03.256	Best Speed	106.484	On 4 Gp		
Lap	Lap Time	Lap Speed	Sector 1	Sector 2	Sector 3	Speed Trap
1	6:07.574	86.481	1:39.593	1:15.239	152.7	
2	15:02.974	35.762	3:18.877	9:52.452	91.1	
3	1:20:17.211	6.703	1:38.931	1:14.096	172.6	
4	5:03.256	106.484	2:12.806	1:37.575	1:12.875	170.9
5	5:06.428	105.382	2:13.934	1:38.455	1:14.039	169.6
<i>Ideal</i>	<i>5:03.256</i>	<i>106.484</i>	<i>2:12.806</i>	<i>1:37.575</i>	<i>1:12.875</i>	<i>172.6</i>



SUPERSPORT

Q2: First Qualifying AMENDED

Wednesday, 07 May 2025

DETAILED SECTOR ANALYSIS

Qualifying Classification

Position

21 109 Neil KERNOHAN

SSP Behind 27.922

Best Time 5:04.406 Best Speed 106.082 On 4 Gp

Lap	Lap Time	Lap Speed	Sector 1	Sector 2	Sector 3	Speed Trap
1	7:08.316	74.216		1:39.846	1:14.283	156.2
2	1:34:46.933	5.678	3:31:54.742	1:38.537	1:13.654	163.4
3	5:05.923	105.556	2:15.508	1:38.024	1:12.391	165.4
4	5:04.406	106.082	2:14.627	1:38.276	1:11.503	166.7
<i>Ideal</i>	<i>5:04.154</i>	<i>106.170</i>	<i>2:14.627</i>	<i>1:38.024</i>	<i>1:11.503</i>	<i>166.7</i>

22 222 Michael GAHAN

SSP Behind 29.885

Best Time 5:06.369 Best Speed 105.402 On 4 Gp

Lap	Lap Time	Lap Speed	Sector 1	Sector 2	Sector 3	Speed Trap
1	5:57.454	88.929		1:37.898	1:13.144	166.2
2	15:18.228	35.168	3:15.687	10:09.109		84.4
3	1:20:14.035	6.708		1:38.142	1:12.883	160.3
4	5:06.369	105.402	2:14.258	1:39.057	1:13.054	159.9
5	5:13.163	103.116	2:15.356	1:41.337		164.6
<i>Ideal</i>	<i>5:05.039</i>	<i>105.862</i>	<i>2:14.258</i>	<i>1:37.898</i>	<i>1:12.883</i>	<i>166.2</i>

23 50 Darragh CREAM

SSP Behind 35.047

Best Time 5:11.531 Best Speed 103.656 On 4 Gp

Lap	Lap Time	Lap Speed	Sector 1	Sector 2	Sector 3	Speed Trap
1	6:17.940	84.109		1:42.290	1:18.517	149.6
2	15:04.402	35.705	3:10.114	9:56.208		86.3
3	1:20:10.805	6.712		1:39.689	1:14.366	158.8
4	5:11.531	103.656	2:15.751	1:40.546	1:15.234	158.8
5	5:28.210	98.388	2:30.317	1:40.640	1:17.253	156.6
<i>Ideal</i>	<i>5:09.806</i>	<i>104.233</i>	<i>2:15.751</i>	<i>1:39.689</i>	<i>1:14.366</i>	<i>158.8</i>

Non Qualifiers

Position

Non Qualifiers

Position

34 Alastair SEELEY

SSP Behind 11.739

Best Time 4:48.223 Best Speed 112.038 On 3 Gp

Lap	Lap Time	Lap Speed	Sector 1	Sector 2	Sector 3	Speed Trap
1	5:54.402	89.695		1:35.516		165.0
2	1:37:22.275	5.527		1:33.651	1:07.317	169.6
3	4:48.223	112.038	2:06.288	1:32.538	1:09.397	169.6
<i>Ideal</i>	<i>4:46.143</i>	<i>112.853</i>	<i>2:06.288</i>	<i>1:32.538</i>	<i>1:07.317</i>	<i>169.6</i>

199 Pierre Yves BIAN

SSP Behind 12.780

Best Time 4:49.264 Best Speed 111.635 On 4 Gp

Lap	Lap Time	Lap Speed	Sector 1	Sector 2	Sector 3	Speed Trap
1	6:00.221	88.246		1:35.553	1:10.374	167.5
2	15:38.055	34.424	3:07.066	10:30.890		77.9
3	1:21:14.546	6.625		1:34.973	1:09.198	171.8
4	4:49.264	111.635	2:07.994	1:32.699	1:08.571	167.1
<i>Ideal</i>	<i>4:49.264</i>	<i>111.635</i>	<i>2:07.994</i>	<i>1:32.699</i>	<i>1:08.571</i>	<i>171.8</i>

15 Nathan HARRISON

SSP Behind 12.860

Best Time 4:49.344 Best Speed 111.604 On 4 Gp

Lap	Lap Time	Lap Speed	Sector 1	Sector 2	Sector 3	Speed Trap
1	5:56.125	89.261		1:33.591	1:08.902	169.2
2	15:28.387	34.783	2:40.652	10:48.220		121.3
3	1:21:51.254	6.575		1:34.099	1:09.528	167.1
4	4:49.344	111.604	2:08.350	1:32.583	1:08.411	173.1
<i>Ideal</i>	<i>4:49.344</i>	<i>111.604</i>	<i>2:08.350</i>	<i>1:32.583</i>	<i>1:08.411</i>	<i>173.1</i>

8 Christian ELKIN

SSP Behind 19.391

Best Time 4:55.875 Best Speed 109.141 On 4 Gp

Lap	Lap Time	Lap Speed	Sector 1	Sector 2	Sector 3	Speed Trap
1	5:36.759	94.394		1:35.980	1:11.363	173.5
2	15:51.936	33.922	2:10.761	11:45.364		165.8
3	1:19:42.064	6.753		1:35.441	1:10.735	175.3
4	4:55.875	109.141	2:09.231	1:35.276	1:11.368	172.6
<i>Ideal</i>	<i>4:55.242</i>	<i>109.375</i>	<i>2:09.231</i>	<i>1:35.276</i>	<i>1:10.735</i>	<i>175.3</i>

SUPERSPORT

Q2: First Qualifying AMENDED

Wednesday, 07 May 2025

DETAILED SECTOR ANALYSIS

Non Qualifiers

Position

30 Jonathan GOETSCHY

SSP Behind **21.212**

Best Time **4:57.696** Best Speed **108.473** On **3** Gp

Lap	Lap Time	Lap Speed	Sector 1	Sector 2	Sector 3	Speed Trap
1	8:25.626	62.869		1:36.176		171.3
2	1:35:36.234	5.629		1:36.487	1:11.246	175.3
3	4:57.696	108.473	2:09.269	1:36.205	1:12.222	178.1
<i>Ideal</i>	<i>4:56.691</i>	<i>108.841</i>	<i>2:09.269</i>	<i>1:36.176</i>	<i>1:11.246</i>	<i>178.1</i>

20 Andrea MAJOLA

SSP Behind **22.253**

Best Time **4:58.737** Best Speed **108.095** On **4** Gp

Lap	Lap Time	Lap Speed	Sector 1	Sector 2	Sector 3	Speed Trap
1	5:53.265	89.983		1:35.292	1:10.258	167.9
2	15:27.214	34.827	3:15.589	10:14.217		74.3
3	1:22:19.698	6.537		1:35.805	1:10.761	169.2
4	4:58.737	108.095	2:11.371	1:36.839	1:10.527	170.0
<i>Ideal</i>	<i>4:56.921</i>	<i>108.756</i>	<i>2:11.371</i>	<i>1:35.292</i>	<i>1:10.258</i>	<i>170.0</i>

80 Barry FURBER

SSP Behind **22.379**

Best Time **4:58.863** Best Speed **108.050** On **3** Gp

Lap	Lap Time	Lap Speed	Sector 1	Sector 2	Sector 3	Speed Trap
1	7:46.774	68.101		1:43.086		170.5
2	1:35:47.232	5.619		1:36.119	1:11.411	173.5
3	4:58.863	108.050	2:12.438	1:35.157	1:11.268	171.3
<i>Ideal</i>	<i>4:58.863</i>	<i>108.050</i>	<i>2:12.438</i>	<i>1:35.157</i>	<i>1:11.268</i>	<i>173.5</i>

42 Jonathan PERRY

SSP Behind **24.182**

Best Time **5:00.666** Best Speed **107.402** On **3** Gp

Lap	Lap Time	Lap Speed	Sector 1	Sector 2	Sector 3	Speed Trap
1	21:18.465	24.864		12:22.084		153.7
2	1:21:30.060	6.604		1:39.875	1:13.141	163.8
3	5:00.666	107.402	2:11.951	1:37.460	1:11.255	167.9
<i>Ideal</i>	<i>5:00.666</i>	<i>107.402</i>	<i>2:11.951</i>	<i>1:37.460</i>	<i>1:11.255</i>	<i>167.9</i>

Non Qualifiers

Position

32 Martin MORRIS

SSP Behind **27.117**

Best Time **5:03.601** Best Speed **106.363** On **3** Gp

Lap	Lap Time	Lap Speed	Sector 1	Sector 2	Sector 3	Speed Trap
1	8:37.181	61.464		1:37.957		152.7
2	1:34:23.994	5.701		1:39.392	1:16.134	167.1
3	5:03.601	106.363	2:14.090	1:37.076	1:12.435	172.6
<i>Ideal</i>	<i>5:03.601</i>	<i>106.363</i>	<i>2:14.090</i>	<i>1:37.076</i>	<i>1:12.435</i>	<i>172.6</i>

40 Rhys HARDISTY

SSP Behind **27.410**

Best Time **5:03.894** Best Speed **106.261** On **4** Gp

Lap	Lap Time	Lap Speed	Sector 1	Sector 2	Sector 3	Speed Trap
1	5:50.812	90.613		1:38.804	1:12.261	169.6
2	15:46.830	34.105	3:14.458	10:30.641		82.5
3	1:20:34.103	6.680		1:39.357	1:11.965	174.4
4	5:03.894	106.261	2:15.309	1:37.552	1:11.033	170.9
<i>Ideal</i>	<i>5:03.894</i>	<i>106.261</i>	<i>2:15.309</i>	<i>1:37.552</i>	<i>1:11.033</i>	<i>174.4</i>

123 Johnny STEWART

SSP Behind **27.637**

Best Time **5:04.121** Best Speed **106.181** On **3** Gp

Lap	Lap Time	Lap Speed	Sector 1	Sector 2	Sector 3	Speed Trap
1	7:42.351	68.753		1:38.062		171.3
2	1:34:34.125	5.691		1:38.529	1:13.680	173.5
3	5:04.121	106.181	2:14.389	1:37.657	1:12.075	168.7
<i>Ideal</i>	<i>5:04.121</i>	<i>106.181</i>	<i>2:14.389</i>	<i>1:37.657</i>	<i>1:12.075</i>	<i>173.5</i>

39 Allann VENTER

SSP Behind **28.912**

Best Time **5:05.396** Best Speed **105.738** On **3** Gp

Lap	Lap Time	Lap Speed	Sector 1	Sector 2	Sector 3	Speed Trap
1	7:36.734	69.598		1:40.500		156.6
2	1:34:40.242	5.685		1:38.352	1:13.712	162.6
3	5:05.396	105.738	2:14.620	1:38.092	1:12.684	165.0
<i>Ideal</i>	<i>5:05.396</i>	<i>105.738</i>	<i>2:14.620</i>	<i>1:38.092</i>	<i>1:12.684</i>	<i>165.0</i>

SUPERSPORT

Q2: First Qualifying AMENDED

Wednesday, 07 May 2025

DETAILED SECTOR ANALYSIS

Non Qualifiers						
Position						

52 Jamie CRINGLESSP Behind **30.607**Best Time **5:07.091** Best Speed **105.154** On **4** Gp

Lap	Lap Time	Lap Speed	Sector 1	Sector 2	Sector 3	Speed Trap
1	6:04.295	87.259		1:37.775	1:13.391	148.3
2	15:17.165	35.208	3:09.664	10:10.660		81.0
3	1:22:57.812	6.487		1:38.789	1:14.604	166.7
4	5:07.091	105.154	2:12.199	1:37.876		167.1
<i>Ideal</i>	<i>5:03.365</i>	<i>106.446</i>	<i>2:12.199</i>	<i>1:37.775</i>	<i>1:13.391</i>	<i>167.1</i>

10 James CHAWKESSP Behind **32.142**Best Time **5:08.626** Best Speed **104.631** On **3** Gp

Lap	Lap Time	Lap Speed	Sector 1	Sector 2	Sector 3	Speed Trap
1	7:34.658	69.916		1:41.243		155.9
2	1:34:55.405	5.670		1:39.265	1:13.348	156.9
3	5:08.626	104.631	2:15.524	1:38.343	1:14.759	163.4
<i>Ideal</i>	<i>5:07.215</i>	<i>105.112</i>	<i>2:15.524</i>	<i>1:38.343</i>	<i>1:13.348</i>	<i>163.4</i>

19 Wayne BOURGEOISSSP Behind **33.795**Best Time **5:10.279** Best Speed **104.074** On **3** Gp

Lap	Lap Time	Lap Speed	Sector 1	Sector 2	Sector 3	Speed Trap
1	9:35.614	55.225		1:45.423		167.9
2	1:33:01.658	5.785		1:41.219	1:14.909	170.0
3	5:10.279	104.074	2:16.405	1:39.286	1:14.588	169.6
<i>Ideal</i>	<i>5:10.279</i>	<i>104.074</i>	<i>2:16.405</i>	<i>1:39.286</i>	<i>1:14.588</i>	<i>170.0</i>

44 Liam CHAWKESSP Behind **34.025**Best Time **5:10.509** Best Speed **103.997** On **3** Gp

Lap	Lap Time	Lap Speed	Sector 1	Sector 2	Sector 3	Speed Trap
1	7:54.313	67.019		1:42.644		162.6
2	1:34:50.312	5.675		1:40.077	1:14.241	165.8
3	5:10.509	103.997	2:17.982	1:39.035	1:13.492	159.2
<i>Ideal</i>	<i>5:10.509</i>	<i>103.997</i>	<i>2:17.982</i>	<i>1:39.035</i>	<i>1:13.492</i>	<i>165.8</i>

Non Qualifiers						
Position						

69 Yann GALLISSP Behind **35.653**Best Time **5:12.137** Best Speed **103.455** On **4** Gp

Lap	Lap Time	Lap Speed	Sector 1	Sector 2	Sector 3	Speed Trap
1	6:08.738	86.208		1:42.192	1:15.462	166.7
2	15:17.709	35.188	3:20.586	9:57.789		84.2
3	1:21:57.169	6.567		1:40.251	1:13.670	165.0
4	5:12.137	103.455	2:16.983	1:42.149	1:13.005	165.4
<i>Ideal</i>	<i>5:10.239</i>	<i>104.087</i>	<i>2:16.983</i>	<i>1:40.251</i>	<i>1:13.005</i>	<i>166.7</i>

73 David BROOKSSP Behind **41.674**Best Time **5:18.158** Best Speed **101.497** On **3** Gp

Lap	Lap Time	Lap Speed	Sector 1	Sector 2	Sector 3	Speed Trap
1	21:42.538	24.405		13:04.120		154.4
2	1:22:04.760	6.557		1:40.190	1:16.037	155.1
3	5:18.158	101.497	2:21.218	1:40.912	1:16.028	155.5
<i>Ideal</i>	<i>5:17.436</i>	<i>101.728</i>	<i>2:21.218</i>	<i>1:40.190</i>	<i>1:16.028</i>	<i>155.5</i>

93 Paul CRANSTONSSP Behind **41.833**Best Time **5:18.317** Best Speed **101.446** On **3** Gp

Lap	Lap Time	Lap Speed	Sector 1	Sector 2	Sector 3	Speed Trap
1	9:36.509	55.139		1:48.370		151.3
2	1:34:02.910	5.723		1:43.748	1:16.701	153.7
3	5:18.317	101.446	2:20.051	1:43.117	1:15.149	161.5
<i>Ideal</i>	<i>5:18.317</i>	<i>101.446</i>	<i>2:20.051</i>	<i>1:43.117</i>	<i>1:15.149</i>	<i>161.5</i>

43 Stephen DEGNANSSP Behind **43.006**Best Time **5:19.490** Best Speed **101.074** On **3** Gp

Lap	Lap Time	Lap Speed	Sector 1	Sector 2	Sector 3	Speed Trap
1	8:50.285	59.945		1:42.995		161.9
2	1:34:18.898	5.706		1:43.707	1:17.853	154.4
3	5:19.490	101.074	2:20.698	1:42.136	1:16.656	157.7
<i>Ideal</i>	<i>5:19.490</i>	<i>101.074</i>	<i>2:20.698</i>	<i>1:42.136</i>	<i>1:16.656</i>	<i>161.9</i>

SUPERSPORT

Q2: First Qualifying AMENDED

Wednesday, 07 May 2025

DETAILED SECTOR ANALYSIS

Non Qualifiers

Position

369 Tiziano ROSATI

SSP Behind **43.703**

Best Time **5:20.187** Best Speed **100.854** On **3** Gp

Lap	Lap Time	Lap Speed	Sector 1	Sector 2	Sector 3	Speed Trap
1	21:56.450	24.147		13:17.508		142.3
2	1:20:47.318	6.662		1:45.542	1:19.437	147.7
3	5:20.187	100.854	2:19.883	1:42.228	1:18.076	156.6
<i>Ideal</i>	<i>5:20.187</i>	<i>100.854</i>	<i>2:19.883</i>	<i>1:42.228</i>	<i>1:18.076</i>	<i>156.6</i>

26 Dennis BOOTH

SSP Behind **45.392**

Best Time **5:21.876** Best Speed **100.324** On **3** Gp

Lap	Lap Time	Lap Speed	Sector 1	Sector 2	Sector 3	Speed Trap
1	21:36.085	24.526		9:05.022		64.1
2	1:21:31.520	6.602		1:45.116	1:17.381	158.1
3	5:21.876	100.324	2:21.318	1:42.480	1:18.078	154.8
<i>Ideal</i>	<i>5:21.179</i>	<i>100.542</i>	<i>2:21.318</i>	<i>1:42.480</i>	<i>1:17.381</i>	<i>158.1</i>

45 Andy HORNBY

SSP Behind **46.399**

Best Time **5:22.883** Best Speed **100.011** On **3** Gp

Lap	Lap Time	Lap Speed	Sector 1	Sector 2	Sector 3	Speed Trap
1	21:43.336	24.390		12:30.158		143.6
2	1:22:08.613	6.552		1:43.825	1:16.449	160.3
3	5:22.883	100.011	2:22.969	1:43.041	1:16.873	162.2
<i>Ideal</i>	<i>5:22.459</i>	<i>100.143</i>	<i>2:22.969</i>	<i>1:43.041</i>	<i>1:16.449</i>	<i>162.2</i>

66 Alan JOHNSTON

SSP Behind **48.383**

Best Time **5:24.867** Best Speed **99.401** On **3** Gp

Lap	Lap Time	Lap Speed	Sector 1	Sector 2	Sector 3	Speed Trap
1	9:25.814	56.181		1:59.604		119.2
2	1:33:36.273	5.750		1:46.320	1:18.053	158.1
3	5:24.867	99.401	2:20.609	1:45.122	1:19.136	157.7
<i>Ideal</i>	<i>5:23.784</i>	<i>99.733</i>	<i>2:20.609</i>	<i>1:45.122</i>	<i>1:18.053</i>	<i>158.1</i>

Non Qualifiers

Position

75 Austen WEBSTER

SSP Behind **49.354**

Best Time **5:25.838** Best Speed **99.104** On **3** Gp

Lap	Lap Time	Lap Speed	Sector 1	Sector 2	Sector 3	Speed Trap
1	21:48.724	24.289		13:20.035		147.3
2	1:21:33.420	6.599		1:47.344	1:18.304	156.6
3	5:25.838	99.104	2:23.903	1:44.078	1:17.857	155.5
<i>Ideal</i>	<i>5:25.838</i>	<i>99.104</i>	<i>2:23.903</i>	<i>1:44.078</i>	<i>1:17.857</i>	<i>156.6</i>

90 Craig KENNELLY

SSP Behind **53.172**

Best Time **5:29.656** Best Speed **97.957** On **3** Gp

Lap	Lap Time	Lap Speed	Sector 1	Sector 2	Sector 3	Speed Trap
1	8:05.898	65.421		1:53.475		143.0
2	1:34:02.918	5.723		1:46.583	1:20.199	147.0
3	5:29.656	97.957	2:26.369	1:44.758	1:18.529	161.1
<i>Ideal</i>	<i>5:29.656</i>	<i>97.957</i>	<i>2:26.369</i>	<i>1:44.758</i>	<i>1:18.529</i>	<i>161.1</i>

828 Richard KAY

SSP Behind **53.261**

Best Time **5:29.745** Best Speed **97.930** On **3** Gp

Lap	Lap Time	Lap Speed	Sector 1	Sector 2	Sector 3	Speed Trap
1	8:42.336	60.857		1:48.368		151.3
2	1:34:47.919	5.677		1:45.565	1:17.805	152.7
3	5:29.745	97.930	2:24.463	1:47.387	1:17.895	150.6
<i>Ideal</i>	<i>5:27.833</i>	<i>98.501</i>	<i>2:24.463</i>	<i>1:45.565</i>	<i>1:17.805</i>	<i>152.7</i>

13 Gary McCOY

SSP Behind **1:12.379**

Best Time **5:48.863** Best Speed **92.564** On **1** Gp

Lap	Lap Time	Lap Speed	Sector 1	Sector 2	Sector 3	Speed Trap
1	5:48.863	91.119		1:34.560	1:09.363	163.4
<i>Ideal</i>	<i>0.000</i>	<i>0.000</i>		<i>1:34.560</i>	<i>1:09.363</i>	<i>163.4</i>

9 Craig NEVE

SSP Behind **1:12.644**

Best Time **5:49.128** Best Speed **92.493** On **1** Gp

Lap	Lap Time	Lap Speed	Sector 1	Sector 2	Sector 3	Speed Trap
1	5:49.128	91.050		1:35.170	1:09.874	173.5
<i>Ideal</i>	<i>0.000</i>	<i>0.000</i>		<i>1:35.170</i>	<i>1:09.874</i>	<i>173.5</i>

Non Qualifiers

Position

36 Jamie COWARD

SSP Behind **2:05.465**

Best Time **6:41.949** Best Speed **80.339** On **1** Gp

Lap	Lap Time	Lap Speed	Sector 1	Sector 2	Sector 3	Speed Trap
1	6:41.949	79.085	1:33.695	1:07.695	174.4	
<i>Ideal</i>	<i>0.000</i>	<i>0.000</i>	<i>1:33.695</i>	<i>1:07.695</i>	<i>174.4</i>	

38 Paul WILLIAMS

SSP Behind **3:18.371**

Best Time **7:54.855** Best Speed **68.004** On **3** Gp

Lap	Lap Time	Lap Speed	Sector 1	Sector 2	Sector 3	Speed Trap
1	8:36.082	61.595		1:40.617		146.7
2	1:34:23.256	5.702		1:41.645	1:14.960	167.9
3	7:54.855	68.004	2:15.205	1:40.000		167.9
<i>Ideal</i>	<i>5:10.165</i>	<i>104.112</i>	<i>2:15.205</i>	<i>1:40.000</i>	<i>1:14.960</i>	<i>167.9</i>

BRIGGS EQUIPMENT NORTH WEST 200

SUPERSPORT

Q2: First Qualifying AMENDED

Wednesday, 07 May 2025



NW200

SPEED TRAP ON APPROACH TO UNIVERSITY

Class	No/Name	Fastest	Lap 1	Lap 2	Lap 3	Lap 4	Lap 5	Lap 6	Lap 7	Lap 8	Lap 9	Lap 10	Lap 11	Lap 12
SSP	3 Dean HARRISON	185.0	181.0	178.1	160.7	185.0	181.5							
SSP	16 Mike BROWNE	183.0	166.2	183.0	163.8	180.5	179.5							
SSP	6 Michael DUNLOP	181.5	129.7	181.0	165.4	181.5								
SSP	47 Richard COOPER	180.5	168.7	172.2	165.8	180.5	178.1							
SSP	666 Peter HICKMAN	179.5	169.2	179.1	174.0	179.5	178.6							
SSP	89 Mark CONLIN	179.5	174.9	79.2	179.5	177.7	178.6							
SSP	56 Adam McLEAN	179.5	174.9	170.5	164.2	179.5	176.7							
SSP	1 Davey TODD	179.1	170.5	177.2	179.1	178.1								
SSP	18 Michael EVANS	178.6	159.2	173.5	178.6	175.3								
SSP	12 Ian HUTCHINSON	178.6	149.3	174.9	170.0	178.6	176.7							
SSP	30 Jonathan GOETSCHY	178.1	171.3	175.3	178.1									
SSP	7 Josh BROOKES	176.7	169.2	174.4	176.3	176.7	176.7							
SSP	59 Darryl TWEED	176.3	163.4	173.1	174.9	176.3	171.8							
SSP	22 Paul JORDAN	176.3	154.1	174.4	157.3	176.3	173.1							
SSP	65 Michael SWEENEY	175.3	165.8	171.3	175.3	173.5	172.6							
SSP	8 Christian ELKIN	175.3	173.5	165.8	175.3	172.6								
SSP	11 Conor CUMMINS	174.9	157.7	174.9	169.6	174.9	174.0							
SSP	14 Ilja CALJOUW	174.4	161.1	82.3	169.2	172.2	174.4							
SSP	40 Rhys HARDISTY	174.4	169.6	82.5	174.4	170.9								
SSP	36 Jamie COWARD	174.4	174.4											
SSP	23 Kevin KEYES	174.0	172.6	171.3	159.9	174.0	169.2							
SSP	9 Craig NEVE	173.5	173.5											
SSP	80 Barry FURBER	173.5	170.5	173.5	171.3									
SSP	123 Johnny STEWART	173.5	171.3	173.5	168.7									
SSP	15 Nathan HARRISON	173.1	169.2	121.3	167.1	173.1								
SSP	384 Mauro PONCINI	173.1	166.7	171.8	173.1	171.3								
SSP	32 Martin MORRIS	172.6	152.7	167.1	172.6									
SSP	91 Graham McALEESE	172.6	152.7	91.1	172.6	170.9	169.6							
SSP	199 Pierre Yves BIAN	171.8	167.5	77.9	171.8	167.1								
SSP	19 Wayne BOURGEOIS	170.0	167.9	170.0	169.6									
SSP	20 Andrea MAJOLA	170.0	167.9	74.3	169.2	170.0								
SSP	34 Alastair SEELEY	169.6	165.0	169.6	169.6									
SSP	35 Daniel INGHAM	169.2	162.6	169.2	167.1	167.1								
SSP	38 Paul WILLIAMS	167.9	146.7	167.9	167.9									
SSP	42 Jonathan PERRY	167.9	153.7	163.8	167.9									
SSP	52 Jamie CRINGLE	167.1	148.3	81.0	166.7	167.1								
SSP	69 Yann GALLI	166.7	166.7	84.2	165.0	165.4								
SSP	109 Neil KERNOHAN	166.7	156.2	163.4	165.4	166.7								
SSP	222 Michael GAHAN	166.2	166.2	84.4	160.3	159.9	164.6							
SSP	44 Liam CHAWKE	165.8	162.6	165.8	159.2									
SSP	39 Allann VENTER	165.0	156.6	162.6	165.0									
SSP	13 Gary McCOY	163.4	163.4											
SSP	10 James CHAWKE	163.4	155.9	156.9	163.4									
SSP	45 Andy HORNBY	162.2	143.6	160.3	162.2									
SSP	43 Stephen DEGNAN	161.9	161.9	154.4	157.7									
SSP	93 Paul CRANSTON	161.5	151.3	153.7	161.5									
SSP	90 Craig KENNELLY	161.1	143.0	147.0	161.1									
SSP	50 Darragh CREAN	158.8	149.6	86.3	158.8	158.8	156.6							
SSP	26 Dennis BOOTH	158.1	64.1	158.1	154.8									
SSP	66 Alan JOHNSTON	158.1	119.2	158.1	157.7									
SSP	369 Tiziano ROSATI	156.6	142.3	147.7	156.6									



BRIGGS EQUIPMENT NORTH WEST 200

SUPERSPORT

Q2: First Qualifying AMENDED

Wednesday, 07 May 2025



NW200

SPEED TRAP ON APPROACH TO UNIVERSITY

Class	No/Name	Fastest	Lap 1	Lap 2	Lap 3	Lap 4	Lap 5	Lap 6	Lap 7	Lap 8	Lap 9	Lap 10	Lap 11	Lap 12
SSP	75 Austen WEBSTER	156.6	147.3	156.6	155.5									
SSP	73 David BROOK	155.5	154.4	155.1	155.5									
SSP	828 Richard KAY	152.7	151.3	152.7	150.6									



BRIGGS EQUIPMENT NORTH WEST 200 SUPERSPORT

Q7: Second Qualifying
Thursday, 08 May 2025



Qualifying Time **5:24.641** Qualifying Speed **99.47**


Pos	Class	No	Name	Machine / Sponsor	Time	Best Lap Behind	Speed	On	Total Laps	Qualifying Laps
Qualifying Classification										
1	SSP	3	Dean HARRISON	Honda - Honda Racing UK	4:34.296		117.727	9	9	7
2	SSP	47	Richard COOPER	Yamaha - BPE by Russell Racing	4:34.400	0.104	117.682	2	8	7
3	SSP	1	Davey TODD	Honda - Milenco by Padgett's Motorcycles	4:35.725	1.429	117.117	7	7	6
4	SSP	6	Michael DUNLOP	Ducati - MD Racing	4:36.170	1.874	116.928	7	7	5
5	SSP	666	Peter HICKMAN	Triumph - Trooper Triumph by PHR	4:37.418	3.122	116.402	7	7	6
6	SSP	22	Paul JORDAN	Honda - Jackson Racing by Prosper2	4:37.697	3.401	116.285	8	8	7
7	SSP	56	Adam McLEAN	Yamaha - Performance Racing Achterhoek	4:38.140	3.844	116.100	7	10	9
8	SSP	36	Jamie COWARD	Triumph - KTS Macadam Triumph Factory Racing	4:38.606	4.310	115.906	3	7	5
9	SSP	16	Mike BROWNE	Yamaha - BPE by Russell Racing	4:39.128	4.832	115.689	3	8	7
10	SSP	34	Alastair SEELEY	Kawasaki - CD Racing by MSS Performance	4:39.142	4.846	115.683	5	5	3
11	SSP	12	Ian HUTCHINSON	Yamaha - ugp MLav Racing	4:40.745	6.449	115.023	4	6	4
12	SSP	7	Josh BROOKES	Honda - Jackson Racing by Prosper2	4:41.318	7.022	114.788	6	7	5
13	SSP	18	Michael EVANS	Triumph - Smith Racing	4:41.436	7.140	114.740	2	8	6
14	SSP	199	Pierre Yves BIAN	Triumph - Trooper Triumph by PHR	4:42.520	8.224	114.300	7	8	6
15	SSP	65	Michael SWEENEY	Yamaha - EM Building	4:42.763	8.467	114.202	4	5	5
16	SSP	11	Conor CUMMINS	Ducati - Burrows Engineering/RK Racing	4:43.213	8.917	114.020	5	6	4
17	SSP	99	Jeremy McWILLIAMS	Yamaha - JMcC Racing	4:43.477	9.181	113.914	5	7	5
18	SSP	15	Nathan HARRISON	Honda - H & H Motorcycles	4:46.616	12.320	112.666	7	7	5
19	SSP	384	Mauro PONCINI	Yamaha - Delmo Racing	4:48.477	14.181	111.940	8	8	6
20	SSP	30	Jonathan GOETSCHY	Ducati - Optimark Road Racing	4:48.911	14.615	111.771	6	7	5
21	SSP	59	Darryl TWEED	Yamaha - Never Be Clever Racing	4:49.005	14.709	111.735	4	5	4
22	SSP	8	Christian ELKIN	Yamaha - DynoCentre NI	4:49.043	14.747	111.720	3	3	2
23	SSP	23	Kevin KEYES	Yamaha - Daracore Racing	4:49.669	15.373	111.479	8	8	7
24	SSP	89	Mark CONLIN	Ducati - Moto Market NRG	4:50.494	16.198	111.162	3	4	3
25	SSP	14	Ilja CALJOUW	Yamaha - Performance Racing Achterhoek	4:50.804	16.508	111.044	3	8	5
26	SSP	39	Allann VENTER	Honda - TH Racing	4:51.112	16.816	110.926	8	8	5
27	SSP	42	Jonathan PERRY	Honda - Paradigm Consultants	4:51.408	17.112	110.814	7	8	6
28	SSP	222	Michael GAHAN	Yamaha - Newline Elite Racing	4:52.974	18.678	110.221	4	6	5
29	SSP	20	Andrea MAJOLA	Yamaha - Parker Car Transport	4:53.041	18.745	110.196	3	5	4
30	SSP	10	James CHAWKE	Honda - TH Racing	4:53.238	18.942	110.122	3	8	6
31	SSP	80	Barry FURBER	Kawasaki - Clem Davies Racing	4:53.568	19.272	109.998	4	4	3
32	SSP	35	Daniel INGHAM	Yamaha - Castings Technology	4:54.272	19.976	109.735	7	9	8
33	SSP	52	Jamie CRINGLE	Yamaha - Parker Car Transport	4:55.063	20.767	109.441	2	8	6
34	SSP	32	Martin MORRIS	Yamaha	4:56.690	22.394	108.841	3	6	4
35	SSP	40	Rhys HARDISTY	Yamaha - Never Be Clever Racing	4:57.110	22.814	108.687	3	6	5
36	SSP	109	Neil KERNOHAN	Yamaha - Kernohan Racing	5:01.426	27.130	107.131	3	4	3
37	SSP	73	David BROOK	Triumph - brooksuspension.com	5:02.351	28.055	106.803	3	6	5
38	SSP	38	Paul WILLIAMS	Triumph - Lee Williams Motorsport	5:02.409	28.113	106.783	4	5	4
39	SSP	19	Wayne BOURGEOIS	Yamaha - Team Basomba Racing/WB Racing	5:02.438	28.142	106.772	3	8	5
40	SSP	369	Tiziano ROSATI	Honda	5:03.242	28.946	106.489	4	5	4
41	SSP	69	Yann GALLI	Yamaha	5:03.628	29.332	106.354	4	8	6
42	SSP	91	Graham McALEESE	Yamaha - GMAC Racing	5:03.961	29.665	106.237	6	7	5
43	SSP	50	Darragh CREAM	Triumph - Husqvarna Ireland	5:06.264	31.968	105.438	3	3	2
44	SSP	88	Sean McTAGGART	Yamaha - PDM Decorators	5:06.908	32.612	105.217	5	6	5
45	SSP	45	Andy HORNBY	Ducati - Forty Two Racing	5:07.551	33.255	104.997	3	6	5
46	SSP	44	Liam CHAWKE	Kawasaki - Chawkie Racing SC	5:08.230	33.934	104.766	6	7	5
47	SSP	93	Paul CRANSTON	Kawasaki - Miller Racing	5:08.562	34.266	104.653	6	7	6
48	SSP	26	Dennis BOOTH	Kawasaki	5:09.714	35.418	104.264	3	4	3
49	SSP	90	Craig KENNELLY	Honda - Team ILR with Frog Vehical Developments	5:14.309	40.013	102.740	6	7	5
50	SSP	43	Stephen DEGNAN	Kawasaki	5:16.115	41.819	102.153	3	7	4
51	SSP	75	Austen WEBSTER	Kawasaki - Ace Motorcycles	5:19.902	45.606	100.943	4	6	3
52	SSP	66	Alan JOHNSTON	Yamaha	5:21.045	46.749	100.584	2	7	2

Non Qualifiers

SSP	828	Richard KAY	Honda - Reckle55/Romans 8:28 Racing	5:26.634	52.338	98.863	8	8	0
SSP	123	Johnny STEWART	Kawasaki - J Stewart Racing	5:52.263	1:17.967	91.670	1	1	0

Provisional result to be confirmed by the Stewards of the Meeting subject to completion of technical inspections & the time limit for protests

Page 1 / 1

Circuit	The Triangle	Signed	Organising Club	Coleraine & District MC
Length(miles)	8.9700 Lap 1 (8.8300)		Qualifying Started	12:38
Weather	Sunny	Chief Timekeeper		
Track	Dry, 33°C	Issued At: 13:35		



SUPERSPORT

Q7: Second Qualifying

Thursday, 08 May 2025

DETAILED SECTOR ANALYSIS

Qualifying Classification

Position

1	3 Dean HARRISON	SSP	Behind			
Best Time	4:34.296	Best Speed	117.727	On 9 Gp		
Lap	Lap Time	Lap Speed	Sector 1	Sector 2	Sector 3	Speed Trap
1	5:28.562	96.749		1:30.838	1:06.388	179.1
2	4:35.726	117.116	2:01.983	1:29.102	1:04.641	182.5
3	4:37.585	116.332	2:01.161	1:29.275	1:07.149	181.0
4	4:35.271	117.310	2:01.391	1:29.198	1:04.682	179.1
5	4:34.511	117.635	2:01.466	1:28.833	1:04.212	180.0
6	4:44.485	113.510	2:05.578	1:31.785	1:07.122	169.2
7	4:39.786	115.417	2:02.518	1:29.703		177.7
8	8:07.852	66.192		1:30.334	1:05.574	178.1
9	4:34.296	117.727	2:00.848	1:29.065	1:04.383	181.0
<i>Ideal</i>	<i>4:33.893</i>	<i>117.900</i>	<i>2:00.848</i>	<i>1:28.833</i>	<i>1:04.212</i>	<i>182.5</i>

2	47 Richard COOPER	SSP	Behind	0.104		
Best Time	4:34.400	Best Speed	117.682	On 2 Gp		
Lap	Lap Time	Lap Speed	Sector 1	Sector 2	Sector 3	Speed Trap
1	5:13.440	101.417		1:29.486	1:06.109	182.5
2	4:34.400	117.682	2:01.040	1:28.237	1:05.123	181.0
3	4:42.623	114.258	2:01.872	1:33.725	1:07.026	180.0
4	4:34.496	117.641	2:00.953	1:28.473	1:05.070	173.1
5	4:50.769	111.057	2:06.197	1:31.562		175.3
6	15:20.493	35.081		1:30.877	1:05.781	178.6
7	4:46.794	112.596	2:12.432	1:29.392	1:04.970	178.6
8	4:34.431	117.669	2:01.198	1:28.566	1:04.667	181.0
<i>Ideal</i>	<i>4:33.857</i>	<i>117.916</i>	<i>2:00.953</i>	<i>1:28.237</i>	<i>1:04.667</i>	<i>182.5</i>

3	1 Davey TODD	SSP	Behind	1.429		
Best Time	4:35.725	Best Speed	117.117	On 7 Gp		
Lap	Lap Time	Lap Speed	Sector 1	Sector 2	Sector 3	Speed Trap
1	5:08.931	102.897		1:30.581	1:05.917	177.7
2	4:38.295	116.035	2:02.742	1:30.297	1:05.256	177.7
3	4:41.078	114.886	2:02.839	1:31.709	1:06.530	180.5
4	4:37.200	116.494	2:02.771	1:29.736	1:04.693	174.9
5	4:46.750	112.614	2:05.999	1:30.361		181.0
6	18:37.333	28.901		1:30.258	1:05.858	178.1
7	4:35.725	117.117	2:01.200	1:29.278	1:05.247	178.1
<i>Ideal</i>	<i>4:35.171</i>	<i>117.352</i>	<i>2:01.200</i>	<i>1:29.278</i>	<i>1:04.693</i>	<i>181.0</i>

Qualifying Classification

Position

4	6 Michael DUNLOP	SSP	Behind	1.874		
Best Time	4:36.170	Best Speed	116.928	On 7 Gp		
Lap	Lap Time	Lap Speed	Sector 1	Sector 2	Sector 3	Speed Trap
1	9:43.644	54.465		1:34.085	1:08.868	176.3
2	4:56.797	108.802	2:06.847	1:37.868	1:12.082	179.1
3	4:54.621	109.605	2:07.639	1:36.240		168.7
4	13:03.459	41.217		1:31.222	1:09.487	177.2
5	5:03.476	106.407	2:23.258	1:30.325	1:09.893	180.0
6	4:38.018	116.151	2:02.007	1:30.035	1:05.976	180.5
7	4:36.170	116.928	2:01.325	1:29.355	1:05.490	178.6
<i>Ideal</i>	<i>4:36.170</i>	<i>116.928</i>	<i>2:01.325</i>	<i>1:29.355</i>	<i>1:05.490</i>	<i>180.5</i>

5	666 Peter HICKMAN	SSP	Behind	3.122		
Best Time	4:37.418	Best Speed	116.402	On 7 Gp		
Lap	Lap Time	Lap Speed	Sector 1	Sector 2	Sector 3	Speed Trap
1	5:12.686	101.661		1:31.343	1:05.760	173.5
2	4:37.533	116.354	2:02.552	1:29.897	1:05.084	180.0
3	4:42.776	114.196	2:03.719	1:31.365		179.1
4	21:28.527	25.061		1:30.856	1:06.659	176.3
5	4:41.787	114.597	2:03.900	1:30.837	1:07.050	172.6
6	4:38.292	116.036	2:03.119	1:30.006	1:05.167	174.0
7	4:37.418	116.402	2:02.497	1:30.095	1:04.826	174.9
<i>Ideal</i>	<i>4:37.220</i>	<i>116.485</i>	<i>2:02.497</i>	<i>1:29.897</i>	<i>1:04.826</i>	<i>180.0</i>

6	22 Paul JORDAN	SSP	Behind	3.401		
Best Time	4:37.697	Best Speed	116.285	On 8 Gp		
Lap	Lap Time	Lap Speed	Sector 1	Sector 2	Sector 3	Speed Trap
1	5:09.312	102.770		1:30.678	1:05.828	174.0
2	4:39.855	115.388	2:03.692	1:30.668	1:05.495	174.4
3	4:52.833	110.274	2:04.366	1:33.261		174.4
4	12:13.784	44.008		1:33.411	1:05.924	172.2
5	4:42.402	114.348	2:03.487	1:32.663	1:06.252	173.1
6	4:38.402	115.991	2:02.762	1:30.713	1:04.927	172.6
7	4:48.518	111.924	2:07.164	1:32.888	1:08.466	172.2
8	4:37.697	116.285	2:02.645	1:30.302	1:04.750	173.5
<i>Ideal</i>	<i>4:37.697</i>	<i>116.285</i>	<i>2:02.645</i>	<i>1:30.302</i>	<i>1:04.750</i>	<i>174.4</i>

SUPERSPORT

Q7: Second Qualifying

Thursday, 08 May 2025

DETAILED SECTOR ANALYSIS

Qualifying Classification

Position

7

56 Adam McLEAN

SSP Behind **3.844**

Best Time **4:38.140** Best Speed **116.100** On **7** Gp

Lap	Lap Time	Lap Speed	Sector 1	Sector 2	Sector 3	Speed Trap
1	5:24.100	98.081	1:32.078	1:06.706	172.2	
2	4:45.443	113.129	2:07.684	1:31.707	1:06.052	173.1
3	4:39.882	115.377	2:03.641	1:30.941	1:05.300	177.2
4	4:39.411	115.572	2:03.497	1:30.900	1:05.014	172.6
5	4:44.742	113.408	2:04.227	1:30.859		173.5
6	6:32.825	82.205	1:31.071	1:05.365	174.4	
7	4:38.140	116.100	2:03.072	1:30.289	1:04.779	173.5
8	4:38.872	115.795	2:03.018	1:30.757	1:05.097	173.1
9	4:49.500	111.544	2:08.519	1:34.216	1:06.765	170.0
10	4:45.859	112.965	2:03.230	1:30.320		175.8
<i>Ideal</i>	4:38.086	116.122	2:03.018	1:30.289	1:04.779	177.2

8

36 Jamie COWARD

SSP Behind **4.310**

Best Time **4:38.606** Best Speed **115.906** On **3** Gp

Lap	Lap Time	Lap Speed	Sector 1	Sector 2	Sector 3	Speed Trap
1	6:02.114	87.785	1:32.558	1:08.593	174.4	
2	4:42.560	114.284	2:05.258	1:30.995	1:06.307	176.7
3	4:38.606	115.906	2:02.963	1:30.355	1:05.288	177.7
4	4:40.823	114.991	2:03.259	1:30.056		172.2
5	19:39.177	27.385	1:30.315	1:05.182	175.8	
6	4:40.974	114.929	2:04.494	1:31.015	1:05.465	176.3
7	4:38.650	115.887	2:02.245	1:31.368	1:05.037	175.8
<i>Ideal</i>	4:37.338	116.436	2:02.245	1:30.056	1:05.037	177.7

9

16 Mike BROWNE

SSP Behind **4.832**

Best Time **4:39.128** Best Speed **115.689** On **3** Gp

Lap	Lap Time	Lap Speed	Sector 1	Sector 2	Sector 3	Speed Trap
1	5:08.032	103.197	1:30.953	1:06.263	175.8	
2	4:40.521	115.114	2:04.412	1:30.021	1:06.088	176.7
3	4:39.128	115.689	2:02.558	1:30.299	1:06.271	182.0
4	4:40.015	115.322	2:03.677	1:30.419	1:05.919	177.2
5	4:42.372	114.360	2:02.915	1:30.904		179.1
6	15:30.510	34.704	1:29.938	1:06.813	178.6	
7	4:39.757	115.429	2:03.643	1:30.429	1:05.685	178.6
8	4:40.445	115.146	2:03.617	1:30.526	1:06.302	178.6
<i>Ideal</i>	4:38.181	116.083	2:02.558	1:29.938	1:05.685	182.0

Qualifying Classification

Position

10

34 Alastair SEELEY

SSP Behind **4.846**

Best Time **4:39.142** Best Speed **115.683** On **5** Gp

Lap	Lap Time	Lap Speed	Sector 1	Sector 2	Sector 3	Speed Trap
1	5:33.585	95.292		1:31.071		169.6
2	23:01.796	23.370		1:31.429	1:07.399	165.0
3	4:40.627	115.071	2:04.091	1:30.764	1:05.772	175.8
4	4:45.266	113.200	2:04.427	1:33.177	1:07.662	171.3
5	4:39.142	115.683	2:02.917	1:30.521	1:05.704	170.9
<i>Ideal</i>	4:39.142	115.683	2:02.917	1:30.521	1:05.704	175.8

11

12 Ian HUTCHINSON

SSP Behind **6.449**

Best Time **4:40.745** Best Speed **115.023** On **4** Gp

Lap	Lap Time	Lap Speed	Sector 1	Sector 2	Sector 3	Speed Trap
1	5:14.668	101.021		1:31.417	1:06.808	174.0
2	4:42.896	114.148	2:04.488	1:32.402	1:06.006	176.3
3	4:44.787	113.390	2:04.778	1:31.979	1:08.030	170.5
4	4:40.745	115.023	2:03.619	1:31.206	1:05.920	171.3
5	5:27.975	98.459	2:05.323	2:07.380		170.9
6	21:38.960	24.860		1:32.185	1:07.263	167.5
<i>Ideal</i>	4:40.745	115.023	2:03.619	1:31.206	1:05.920	176.3

12

7 Josh BROOKES

SSP Behind **7.022**

Best Time **4:41.318** Best Speed **114.788** On **6** Gp

Lap	Lap Time	Lap Speed	Sector 1	Sector 2	Sector 3	Speed Trap
1	5:27.440	97.080		1:31.987	1:07.457	174.0
2	4:45.657	113.045	2:05.435	1:31.356		176.3
3	10:05.849	53.300		1:32.380	1:07.828	174.4
4	4:43.386	113.951	2:04.531	1:31.459	1:07.396	174.0
5	4:43.443	113.928	2:05.284	1:31.524	1:06.635	174.4
6	4:41.318	114.788	2:03.520	1:31.201	1:06.597	174.0
7	4:45.710	113.024	2:04.608	1:31.128		174.0
<i>Ideal</i>	4:41.245	114.818	2:03.520	1:31.128	1:06.597	176.3

SUPERSPORT

Q7: Second Qualifying

Thursday, 08 May 2025

DETAILED SECTOR ANALYSIS

Qualifying Classification

Position

13 18 Michael EVANS

SSP Behind 7.140

Best Time 4:41.436 Best Speed 114.740 On 2 Gp

Lap	Lap Time	Lap Speed	Sector 1	Sector 2	Sector 3	Speed Trap
1	5:15.185	100.855		1:32.057	1:07.058	177.2
2	4:41.436	114.740	2:04.321	1:31.509	1:05.606	169.6
3	5:15.865	102.234	2:35.782	1:31.398		175.3
4	12:47.313	42.085		1:31.864	1:07.126	176.7
5	4:43.662	113.840	2:05.663	1:30.966	1:07.033	174.9
6	4:45.419	113.139	2:06.661	1:31.863	1:06.895	175.8
7	4:47.039	112.500	2:05.842	1:32.096		174.0
8	7:15.044	74.227		1:31.299	1:06.986	176.7
<i>Ideal</i>	4:40.893	114.962	2:04.321	1:30.966	1:05.606	177.2

14 199 Pierre Yves BIAN

SSP Behind 8.224

Best Time 4:42.520 Best Speed 114.300 On 7 Gp

Lap	Lap Time	Lap Speed	Sector 1	Sector 2	Sector 3	Speed Trap
1	5:19.678	99.438		1:31.723	1:07.596	169.6
2	4:42.813	114.181	2:03.961	1:31.719	1:07.133	175.3
3	4:42.566	114.281	2:05.067	1:30.670	1:06.829	174.9
4	4:50.931	110.995	2:04.396	1:31.659		170.5
5	16:26.925	32.720		1:36.486	1:09.801	169.6
6	4:43.126	114.055	2:04.137	1:31.337	1:07.652	172.2
7	4:42.520	114.300	2:04.632	1:31.264	1:06.624	175.8
8	5:40.549	94.823	2:16.344	1:51.750	1:32.455	171.8
<i>Ideal</i>	4:41.255	114.814	2:03.961	1:30.670	1:06.624	175.8

15 65 Michael SWEENEY

SSP Behind 8.467

Best Time 4:42.763 Best Speed 114.202 On 4 Gp

Lap	Lap Time	Lap Speed	Sector 1	Sector 2	Sector 3	Speed Trap
1	5:18.466	99.816		1:31.645	1:06.994	170.9
2	4:42.986	114.112	2:04.733	1:31.773	1:06.480	171.8
3	4:44.202	113.623	2:05.826	1:31.515	1:06.861	165.4
4	4:42.763	114.202	2:04.695	1:31.137	1:06.931	174.4
5	5:13.913	102.869	2:08.545	1:39.699		171.3
<i>Ideal</i>	4:42.312	114.384	2:04.695	1:31.137	1:06.480	174.4

Qualifying Classification

Position

16 11 Conor CUMMINS

SSP Behind 8.917

Best Time 4:43.213 Best Speed 114.020 On 5 Gp

Lap	Lap Time	Lap Speed	Sector 1	Sector 2	Sector 3	Speed Trap
1	5:15.961	100.607		1:32.657	1:06.385	173.1
2	5:32.940	96.990	2:42.501	1:35.396		176.3
3	20:27.263	26.312		2:11.846	1:10.004	167.5
4	4:45.911	112.944	2:05.834	1:33.275	1:06.802	172.2
5	4:43.213	114.020	2:04.635	1:31.890	1:06.688	171.8
6	4:54.119	109.792	2:06.372	1:34.032		172.2
<i>Ideal</i>	4:42.910	114.142	2:04.635	1:31.890	1:06.385	176.3

17 99 Jeremy McWILLIAMS

SSP Behind 9.181

Best Time 4:43.477 Best Speed 113.914 On 5 Gp

Lap	Lap Time	Lap Speed	Sector 1	Sector 2	Sector 3	Speed Trap
1	5:17.313	100.179		1:31.488	1:06.531	174.9
2	4:43.504	113.903	2:05.251	1:32.002	1:06.251	170.5
3	5:06.104	105.494	2:07.338	1:38.479		167.1
4	17:46.874	30.268		1:35.455	1:07.721	171.8
5	4:43.477	113.914	2:05.580	1:31.725	1:06.172	171.3
6	5:16.375	102.069	2:30.851	1:31.405		169.6
7	8:12.136	65.616		1:35.441	1:15.752	173.5
<i>Ideal</i>	4:42.828	114.175	2:05.251	1:31.405	1:06.172	174.9

18 15 Nathan HARRISON

SSP Behind 12.320

Best Time 4:46.616 Best Speed 112.666 On 7 Gp

Lap	Lap Time	Lap Speed	Sector 1	Sector 2	Sector 3	Speed Trap
1	7:19.645	72.304		1:34.474	1:08.012	167.1
2	4:51.878	110.635	2:10.019	1:33.781	1:08.078	170.5
3	4:47.835	112.189	2:07.564	1:32.952	1:07.319	166.7
4	4:48.592	111.895	2:06.063	1:34.572	1:07.957	165.8
5	4:53.264	110.112	2:09.173	1:33.651		165.8
6	18:41.832	28.785		1:33.958	1:07.651	165.8
7	4:46.616	112.666	2:06.147	1:33.738	1:06.731	169.2
<i>Ideal</i>	4:45.746	113.009	2:06.063	1:32.952	1:06.731	170.5

SUPERSPORT

Q7: Second Qualifying

Thursday, 08 May 2025

DETAILED SECTOR ANALYSIS

Qualifying Classification

Position

19 **384 Mauro PONCINI**

SSP Behind **14.181**

Best Time **4:48.477** Best Speed **111.940** On **8** Gp

Lap	Lap Time	Lap Speed	Sector 1	Sector 2	Sector 3	Speed Trap
1	6:09.138	86.114		1:38.609	1:14.852	167.1
2	5:00.396	107.498	2:12.976	1:35.595		166.2
3	9:57.280	54.065		1:36.379	1:12.499	174.0
4	4:53.567	109.999	2:10.303	1:34.674	1:08.590	167.1
5	4:50.258	111.253	2:08.640	1:33.460	1:08.158	170.0
6	4:59.954	107.657	2:08.702	1:40.385	1:10.867	169.6
7	4:52.554	110.380	2:08.970	1:35.405	1:08.179	168.7
8	4:48.477	111.940	2:07.248	1:33.185	1:08.044	172.6
<i>Ideal</i>	<i>4:48.477</i>	<i>111.940</i>	<i>2:07.248</i>	<i>1:33.185</i>	<i>1:08.044</i>	<i>174.0</i>

20 **30 Jonathan GOETSCHY**

SSP Behind **14.615**

Best Time **4:48.911** Best Speed **111.771** On **6** Gp

Lap	Lap Time	Lap Speed	Sector 1	Sector 2	Sector 3	Speed Trap
1	6:39.599	79.550		1:35.984	1:09.925	174.9
2	5:00.277	107.541	2:14.474	1:35.679	1:10.124	172.6
3	4:50.845	111.028	2:08.530	1:33.751	1:08.564	174.9
4	4:59.851	107.693	2:14.414	1:35.134		172.6
5	7:37.909	70.521		1:34.042	1:09.069	174.4
6	4:48.911	111.771	2:07.219	1:33.193	1:08.499	174.4
7	5:01.455	107.120	2:11.925	1:35.787		176.7
<i>Ideal</i>	<i>4:48.911</i>	<i>111.771</i>	<i>2:07.219</i>	<i>1:33.193</i>	<i>1:08.499</i>	<i>176.7</i>

21 **59 Darryl TWEED**

SSP Behind **14.709**

Best Time **4:49.005** Best Speed **111.735** On **4** Gp

Lap	Lap Time	Lap Speed	Sector 1	Sector 2	Sector 3	Speed Trap
1	9:11.872	57.600		1:35.409	1:09.004	166.2
2	4:51.420	110.809	2:09.102	1:34.413	1:07.905	168.7
3	4:50.594	111.124	2:09.115	1:33.629	1:07.850	167.1
4	4:49.005	111.735	2:07.472	1:33.639	1:07.894	167.1
5	4:54.382	109.694	2:09.219	1:33.749		166.7
<i>Ideal</i>	<i>4:48.951</i>	<i>111.756</i>	<i>2:07.472</i>	<i>1:33.629</i>	<i>1:07.850</i>	<i>168.7</i>

Qualifying Classification

Position

22 **8 Christian ELKIN**

SSP Behind **14.747**

Best Time **4:49.043** Best Speed **111.720** On **3** Gp

Lap	Lap Time	Lap Speed	Sector 1	Sector 2	Sector 3	Speed Trap
1	5:41.359	93.122		1:34.532	1:10.674	172.2
2	4:53.582	109.993	2:09.831	1:33.977	1:09.774	174.4
3	4:49.043	111.720	2:07.383	1:32.965	1:08.695	174.4
<i>Ideal</i>	<i>4:49.043</i>	<i>111.720</i>	<i>2:07.383</i>	<i>1:32.965</i>	<i>1:08.695</i>	<i>174.4</i>

23 **23 Kevin KEYES**

SSP Behind **15.373**

Best Time **4:49.669** Best Speed **111.479** On **8** Gp

Lap	Lap Time	Lap Speed	Sector 1	Sector 2	Sector 3	Speed Trap
1	5:20.938	99.047		1:32.333	1:07.676	175.8
2	5:01.481	107.111	2:18.898	1:33.593	1:08.990	169.6
3	4:51.216	110.887	2:08.517	1:34.401	1:08.298	170.0
4	4:52.120	110.544	2:09.050	1:34.578	1:08.492	166.7
5	4:56.268	108.996	2:08.588	1:34.503		170.9
6	14:49.629	36.298		1:33.820	1:08.587	173.5
7	4:51.759	110.680	2:08.789	1:34.531	1:08.439	170.9
8	4:49.669	111.479	2:08.615	1:32.796	1:08.258	170.9
<i>Ideal</i>	<i>4:48.526</i>	<i>111.921</i>	<i>2:08.517</i>	<i>1:32.333</i>	<i>1:07.676</i>	<i>175.8</i>

24 **89 Mark CONLIN**

SSP Behind **16.198**

Best Time **4:50.494** Best Speed **111.162** On **3** Gp

Lap	Lap Time	Lap Speed	Sector 1	Sector 2	Sector 3	Speed Trap
1	5:36.398	94.495		1:33.267	1:10.918	180.5
2	4:51.738	110.688	2:08.745	1:32.751	1:10.242	178.1
3	4:50.494	111.162	2:07.413	1:32.817	1:10.264	175.3
4	4:50.844	111.029	2:08.987	1:31.945	1:09.912	173.1
<i>Ideal</i>	<i>4:49.270</i>	<i>111.633</i>	<i>2:07.413</i>	<i>1:31.945</i>	<i>1:09.912</i>	<i>180.5</i>

SUPERSPORT

Q7: Second Qualifying

Thursday, 08 May 2025

DETAILED SECTOR ANALYSIS

Qualifying Classification

Position

25 14 Ilja CALJOUW

SSP Behind 16.508

Best Time 4:50.804 Best Speed 111.044 On 3 Gp

Lap	Lap Time	Lap Speed	Sector 1	Sector 2	Sector 3	Speed Trap
1	5:44.518	92.268		1:37.104	1:10.338	173.1
2	4:53.759	109.927	2:09.026	1:35.306	1:09.427	174.0
3	4:50.804	111.044	2:07.958	1:33.919	1:08.927	174.9
4	5:16.815	101.927	2:07.116	1:34.717	1:34.982	172.6
5	4:57.966	108.375	2:08.504	1:36.635		173.1
6	10:43.810	50.158		1:35.327	1:09.596	171.8
7	5:00.640	107.411	2:16.492	1:34.852	1:09.296	173.1
8	9:50.207	54.713	6:59.662	1:37.946		132.3
<i>Ideal</i>	<i>4:49.962</i>	<i>111.366</i>	<i>2:07.116</i>	<i>1:33.919</i>	<i>1:08.927</i>	<i>174.9</i>

26 39 Allann VENTER

SSP Behind 16.816

Best Time 4:51.112 Best Speed 110.926 On 8 Gp

Lap	Lap Time	Lap Speed	Sector 1	Sector 2	Sector 3	Speed Trap
1	5:38.129	94.011		1:39.511	1:11.649	167.5
2	4:59.901	107.676	2:11.146	1:35.320		169.2
3	7:55.028	67.979		1:41.385	1:11.006	167.5
4	4:56.008	109.092	2:10.339	1:35.675	1:09.994	166.7
5	5:00.039	107.626	2:10.234	1:36.069		169.2
6	10:01.715	53.667		1:37.438	1:11.704	168.3
7	4:53.448	110.043	2:09.494	1:34.884	1:09.070	167.5
8	4:51.112	110.926	2:08.048	1:34.211	1:08.853	168.7
<i>Ideal</i>	<i>4:51.112</i>	<i>110.926</i>	<i>2:08.048</i>	<i>1:34.211</i>	<i>1:08.853</i>	<i>169.2</i>

27 42 Jonathan PERRY

SSP Behind 17.112

Best Time 4:51.408 Best Speed 110.814 On 7 Gp

Lap	Lap Time	Lap Speed	Sector 1	Sector 2	Sector 3	Speed Trap
1	6:19.497	83.764		1:37.850	1:10.540	161.5
2	5:01.805	106.996	2:13.085	1:36.584	1:12.136	163.0
3	4:58.579	108.152	2:13.424	1:36.020	1:09.135	168.3
4	4:59.635	107.771	2:12.599	1:37.453	1:09.583	159.6
5	4:57.728	108.461	2:10.456	1:37.332	1:09.940	165.0
6	4:56.132	109.046	2:09.815	1:37.440	1:08.877	165.0
7	4:51.408	110.814	2:09.200	1:33.831	1:08.377	168.7
8	5:26.218	98.989	2:21.902	1:36.670		163.0
<i>Ideal</i>	<i>4:51.408</i>	<i>110.814</i>	<i>2:09.200</i>	<i>1:33.831</i>	<i>1:08.377</i>	<i>168.7</i>

Qualifying Classification

Position

28 222 Michael GAHAN

SSP Behind 18.678

Best Time 4:52.974 Best Speed 110.221 On 4 Gp

Lap	Lap Time	Lap Speed	Sector 1	Sector 2	Sector 3	Speed Trap
1	6:58.033	76.042		1:40.797	1:15.145	163.0
2	5:03.642	106.349	2:16.284	1:37.132	1:10.226	164.6
3	4:57.199	108.654	2:11.629	1:35.935	1:09.635	165.0
4	4:52.974	110.221	2:07.661	1:35.712	1:09.601	159.6
5	4:59.226	107.918	2:11.797	1:36.539	1:10.890	165.0
6	5:17.107	101.833	2:10.834	1:49.340		166.7
<i>Ideal</i>	<i>4:52.974</i>	<i>110.221</i>	<i>2:07.661</i>	<i>1:35.712</i>	<i>1:09.601</i>	<i>166.7</i>

29 20 Andrea MAJOLA

SSP Behind 18.745

Best Time 4:53.041 Best Speed 110.196 On 3 Gp

Lap	Lap Time	Lap Speed	Sector 1	Sector 2	Sector 3	Speed Trap
1	5:33.017	95.455		1:35.493	1:09.749	167.9
2	4:53.622	109.978	2:10.218	1:34.147	1:09.257	163.4
3	4:53.041	110.196	2:09.968	1:34.000	1:09.073	170.9
4	4:54.771	109.549	2:10.668	1:34.178	1:09.925	169.2
5	5:08.693	104.609	2:10.821	1:40.797		167.9
<i>Ideal</i>	<i>4:53.041</i>	<i>110.196</i>	<i>2:09.968</i>	<i>1:34.000</i>	<i>1:09.073</i>	<i>170.9</i>

30 10 James CHAWKE

SSP Behind 18.942

Best Time 4:53.238 Best Speed 110.122 On 3 Gp

Lap	Lap Time	Lap Speed	Sector 1	Sector 2	Sector 3	Speed Trap
1	5:32.474	95.610		1:35.739	1:09.540	167.9
2	4:55.755	109.185	2:11.014	1:34.702	1:10.039	164.2
3	4:53.238	110.122	2:10.303	1:34.601	1:08.334	165.0
4	4:55.754	109.185	2:10.303	1:35.601	1:09.850	164.6
5	4:56.149	109.040		2:09.208	1:34.971	164.6
6	12:51.059	41.880		1:37.969	1:09.862	164.2
7	4:58.498	108.182	2:13.037	1:36.217	1:09.244	163.4
8	4:57.271	108.628	2:11.755	1:36.159	1:09.357	163.0
<i>Ideal</i>	<i>4:52.143</i>	<i>110.535</i>	<i>2:09.208</i>	<i>1:34.601</i>	<i>1:08.334</i>	<i>167.9</i>

SUPERSPORT

Q7: Second Qualifying

Thursday, 08 May 2025

DETAILED SECTOR ANALYSIS

Qualifying Classification

Position

31	80 Barry FURBER	SSP	Behind	19.272		
Best Time	4:53.568	Best Speed	109.998	On 4 Gp		
Lap	Lap Time	Lap Speed	Sector 1	Sector 2	Sector 3	Speed Trap
1	6:00.599	88.153	1:37.733	1:10.222	172.2	
2	4:59.292	107.895	2:10.330	1:39.675	1:09.287	169.2
3	4:55.402	109.315	2:11.581	1:34.514	1:09.307	172.2
4	4:53.568	109.998	2:09.744	1:34.384	1:09.440	168.3
<i>Ideal</i>	<i>4:53.415</i>	<i>110.056</i>	<i>2:09.744</i>	<i>1:34.384</i>	<i>1:09.287</i>	<i>172.2</i>

32 Daniel INGHAM

	SSP	Behind	19.976			
Best Time	4:54.272	Best Speed	109.735			
On	7	Gp				
Lap	Lap Time	Lap Speed	Sector 1	Sector 2	Sector 3	Speed Trap
1	6:18.854	83.906	1:38.326	1:12.027	160.3	
2	5:02.205	106.855	2:12.664	1:36.362	1:13.179	166.7
3	5:01.673	107.043	2:14.653	1:37.129	1:09.891	169.6
4	4:57.462	108.558	2:10.244	1:37.548	1:09.670	156.2
5	4:55.256	109.369	2:09.552	1:36.373	1:09.331	166.2
6	4:57.606	108.506	2:11.099	1:37.309	1:09.198	165.8
7	4:54.272	109.735	2:10.552	1:34.706	1:09.014	168.7
8	5:11.105	103.798	2:17.501	1:39.946	1:13.658	159.6
9	4:58.327	108.244	2:10.235	1:35.822		168.3
<i>Ideal</i>	<i>4:53.272</i>	<i>110.109</i>	<i>2:09.552</i>	<i>1:34.706</i>	<i>1:09.014</i>	<i>169.6</i>

33 52 Jamie CRINGLE

	SSP	Behind	20.767			
Best Time	4:55.063	Best Speed	109.441			
On	2	Gp				
Lap	Lap Time	Lap Speed	Sector 1	Sector 2	Sector 3	Speed Trap
1	5:34.927	94.910	1:34.615	1:10.834	167.9	
2	4:55.063	109.441	2:09.982	1:34.815	1:10.266	170.0
3	5:05.118	105.834	2:09.437	1:41.343		168.7
4	11:50.173	45.471		1:38.526	1:12.227	168.3
5	5:01.605	107.067	2:12.577	1:37.625	1:11.403	166.2
6	5:00.677	107.398	2:11.551	1:38.153	1:10.973	165.4
7	4:57.049	108.709	2:09.909	1:36.500	1:10.640	167.5
8	4:56.238	109.007	2:09.925	1:36.186	1:10.127	167.5
<i>Ideal</i>	<i>4:54.179</i>	<i>109.770</i>	<i>2:09.437</i>	<i>1:34.615</i>	<i>1:10.127</i>	<i>170.0</i>

Qualifying Classification

Position

34	32 Martin MORRIS	SSP	Behind	22.394		
Best Time	4:56.690	Best Speed	108.841	On 3 Gp		
Lap	Lap Time	Lap Speed	Sector 1	Sector 2	Sector 3	Speed Trap
1	6:09.847	85.949		1:38.878	1:15.527	172.2
2	5:01.885	106.968	2:16.649	1:34.940	1:10.296	163.8
3	4:56.690	108.841	2:12.153	1:34.866	1:09.671	168.3
4	4:59.210	107.924	2:09.974	1:36.577	1:12.659	166.7
5	5:06.060	105.509	2:11.908	1:34.820		167.9
6	22:54.265	23.498		1:35.557	1:10.444	170.0
<i>Ideal</i>	<i>4:54.465</i>	<i>109.663</i>	<i>2:09.974</i>	<i>1:34.820</i>	<i>1:09.671</i>	<i>172.2</i>

35 40 Rhys HARDISTY

	SSP	Behind	22.814			
Best Time	4:57.110	Best Speed	108.687			
On	3	Gp				
Lap	Lap Time	Lap Speed	Sector 1	Sector 2	Sector 3	Speed Trap
1	12:19.342	42.995		1:36.755	1:12.092	169.6
2	5:00.696	107.391	2:11.748	1:36.467	1:12.481	170.9
3	4:57.110	108.687	2:09.707	1:36.613	1:10.790	168.7
4	5:00.134	107.592	2:12.164	1:37.241	1:10.729	168.7
5	4:58.687	108.113	2:11.710	1:36.688	1:10.289	168.3
6	4:58.756	108.088	2:12.352	1:36.119	1:10.285	168.3
<i>Ideal</i>	<i>4:56.111</i>	<i>109.054</i>	<i>2:09.707</i>	<i>1:36.119</i>	<i>1:10.285</i>	<i>170.9</i>

36 109 Neil KERNOHAN

	SSP	Behind	27.130			
Best Time	5:01.426	Best Speed	107.131			
On	3	Gp				
Lap	Lap Time	Lap Speed	Sector 1	Sector 2	Sector 3	Speed Trap
1	8:28.101	62.562		1:36.949	1:12.017	160.7
2	5:02.084	106.897	2:14.080	1:37.116	1:10.888	162.6
3	5:01.426	107.131	2:13.493	1:37.445	1:10.488	163.8
4	5:14.861	102.560	2:19.179	1:39.019		165.0
<i>Ideal</i>	<i>5:00.930</i>	<i>107.307</i>	<i>2:13.493</i>	<i>1:36.949</i>	<i>1:10.488</i>	<i>165.0</i>

SUPERSPORT

Q7: Second Qualifying

Thursday, 08 May 2025

DETAILED SECTOR ANALYSIS

Qualifying Classification

Position

37 73 David BROOK

SSP Behind 28.055

Best Time 5:02.351 Best Speed 106.803 On 3 Gp

Lap	Lap Time	Lap Speed	Sector 1	Sector 2	Sector 3	Speed Trap
1	9:38.322	54.966		1:38.860	1:12.994	162.2
2	5:04.707	105.977	2:14.947	1:36.555	1:13.205	168.3
3	5:02.351	106.803	2:12.919	1:37.600	1:11.832	164.6
4	5:13.442	103.024	2:22.568	1:38.156	1:12.718	162.2
5	5:04.582	106.021	2:13.857	1:37.910	1:12.815	164.2
6	5:05.925	105.555	2:13.565	1:37.742		163.0
<i>Ideal</i>	<i>5:01.306</i>	<i>107.173</i>	<i>2:12.919</i>	<i>1:36.555</i>	<i>1:11.832</i>	<i>168.3</i>

38 38 Paul WILLIAMS

SSP Behind 28.113

Best Time 5:02.409 Best Speed 106.783 On 4 Gp

Lap	Lap Time	Lap Speed	Sector 1	Sector 2	Sector 3	Speed Trap
1	5:40.904	93.246		1:37.770	1:12.184	159.9
2	5:03.706	106.327	2:15.380	1:37.050	1:11.276	167.5
3	5:02.816	106.639	2:13.898	1:37.956	1:10.962	167.5
4	5:02.409	106.783	2:13.822	1:37.558	1:11.029	163.8
5	5:04.376	106.092	2:13.389	1:38.392		161.9
<i>Ideal</i>	<i>5:01.401</i>	<i>107.140</i>	<i>2:13.389</i>	<i>1:37.050</i>	<i>1:10.962</i>	<i>167.5</i>

39 19 Wayne BOURGEOIS

SSP Behind 28.142

Best Time 5:02.438 Best Speed 106.772 On 3 Gp

Lap	Lap Time	Lap Speed	Sector 1	Sector 2	Sector 3	Speed Trap
1	6:08.888	86.172		1:41.480		153.0
2	6:13.122	86.545		1:37.461	1:11.838	150.6
3	5:02.438	106.772	2:13.661	1:36.623	1:12.154	170.9
4	5:06.901	105.220	2:16.438	1:38.190	1:12.273	167.1
5	5:15.292	102.419	2:16.233	1:42.192		169.2
6	11:07.220	48.398		1:37.114	1:11.890	172.2
7	5:02.990	106.578	2:14.009	1:37.314	1:11.667	170.5
8	5:21.178	100.542	2:21.856	1:42.651		163.0
<i>Ideal</i>	<i>5:01.951</i>	<i>106.945</i>	<i>2:13.661</i>	<i>1:36.623</i>	<i>1:11.667</i>	<i>172.2</i>

Qualifying Classification

Position

40 369 Tiziano ROSATI

SSP Behind 28.946

Best Time 5:03.242 Best Speed 106.489 On 4 Gp

Lap	Lap Time	Lap Speed	Sector 1	Sector 2	Sector 3	Speed Trap
1	11:36.356	45.649		1:40.259	1:13.835	169.6
2	5:06.141	105.481	2:14.447	1:39.159	1:12.535	174.4
3	5:03.809	106.290	2:11.934	1:38.965	1:12.910	169.6
4	5:03.242	106.489	2:12.614	1:37.815	1:12.813	171.3
5	5:05.919	105.557	2:13.412	1:39.507	1:13.000	166.2
<i>Ideal</i>	<i>5:02.284</i>	<i>106.827</i>	<i>2:11.934</i>	<i>1:37.815</i>	<i>1:12.535</i>	<i>174.4</i>

41 69 Yann GALLI

SSP Behind 29.332

Best Time 5:03.628 Best Speed 106.354 On 4 Gp

Lap	Lap Time	Lap Speed	Sector 1	Sector 2	Sector 3	Speed Trap
1	6:08.833	86.185		1:41.595	1:14.870	168.3
2	5:11.953	103.516	2:18.123	1:40.350	1:13.480	164.2
3	5:06.897	105.221	2:16.939	1:38.054	1:11.904	169.2
4	5:03.628	106.354	2:13.030	1:38.601	1:11.997	165.8
5	5:06.343	105.411	2:14.954	1:38.870		165.4
6	7:08.022	75.445		1:37.855	1:11.847	166.7
7	5:04.605	106.013	2:15.498	1:37.435	1:11.672	168.3
8	5:07.464	105.027	2:15.485	1:38.518		166.2
<i>Ideal</i>	<i>5:02.137</i>	<i>106.879</i>	<i>2:13.030</i>	<i>1:37.435</i>	<i>1:11.672</i>	<i>169.2</i>

42 91 Graham McALEESE

SSP Behind 29.665

Best Time 5:03.961 Best Speed 106.237 On 6 Gp

Lap	Lap Time	Lap Speed	Sector 1	Sector 2	Sector 3	Speed Trap
1	5:52.590	90.156		1:37.393	1:14.302	169.6
2	5:04.715	105.974	2:14.206	1:37.061	1:13.448	170.9
3	5:04.237	106.141	2:13.847	1:37.577	1:12.813	169.2
4	5:07.220	105.110	2:13.414	1:39.002		168.3
5	12:36.146	42.706			13:50.950	168.7
6	5:03.961	106.237	2:13.420	1:37.589	1:12.952	168.7
7	5:07.999	104.844	2:12.929	1:39.052		169.2
<i>Ideal</i>	<i>5:02.803</i>	<i>106.644</i>	<i>2:12.929</i>	<i>1:37.061</i>	<i>1:12.813</i>	<i>170.9</i>

Qualifying Classification

Position

43 **50 Darragh CREAN**
 SSP Behind **31.968**
 Best Time **5:06.264** Best Speed **105.438** On **3** Gp

Lap	Lap Time	Lap Speed	Sector 1	Sector 2	Sector 3	Speed Trap
1	5:51.239	90.502	1:37.867	1:14.554	155.9	
2	5:07.190	105.121	2:16.119	1:37.736	1:13.335	162.6
3	5:06.264	105.438	2:13.814	1:36.958	1:15.492	165.4
<i>Ideal</i>	<i>5:04.107</i>	<i>106.186</i>	<i>2:13.814</i>	<i>1:36.958</i>	<i>1:13.335</i>	<i>165.4</i>

44 **88 Sean McTAGGART**
 SSP Behind **32.612**
 Best Time **5:06.908** Best Speed **105.217** On **5** Gp

Lap	Lap Time	Lap Speed	Sector 1	Sector 2	Sector 3	Speed Trap
1	6:00.261	88.236	1:39.649	1:12.809	159.9	
2	5:10.695	103.935	2:18.393	1:39.607	1:12.695	161.1
3	5:08.643	104.626	2:17.347	1:39.397	1:11.899	161.5
4	5:06.992	105.188	2:15.503	1:39.497	1:11.992	163.8
5	5:06.908	105.217	2:15.600	1:39.117	1:12.191	160.3
6	5:13.136	103.125	2:16.786	1:40.956		160.7
<i>Ideal</i>	<i>5:06.519</i>	<i>105.351</i>	<i>2:15.503</i>	<i>1:39.117</i>	<i>1:11.899</i>	<i>163.8</i>

45 **45 Andy HORNBLY**
 SSP Behind **33.255**
 Best Time **5:07.551** Best Speed **104.997** On **3** Gp

Lap	Lap Time	Lap Speed	Sector 1	Sector 2	Sector 3	Speed Trap
1	7:06.716	74.495	1:40.588	1:15.098	163.4	
2	5:13.495	103.006	2:19.329	1:39.901	1:14.265	160.7
3	5:07.551	104.997	2:15.791	1:38.681	1:13.079	162.2
4	5:07.594	104.983	2:16.098	1:38.585	1:12.911	163.0
5	5:08.996	104.506	2:16.011	1:39.393	1:13.592	160.3
6	5:08.225	104.768	2:14.435	1:38.256		160.7
<i>Ideal</i>	<i>5:05.602</i>	<i>105.667</i>	<i>2:14.435</i>	<i>1:38.256</i>	<i>1:12.911</i>	<i>163.4</i>

Qualifying Classification

Position

46 **44 Liam CHAWKE**
 SSP Behind **33.934**
 Best Time **5:08.230** Best Speed **104.766** On **6** Gp

Lap	Lap Time	Lap Speed	Sector 1	Sector 2	Sector 3	Speed Trap
1	6:06.195	86.806		1:41.400	1:14.467	167.5
2	5:10.821	103.893	2:17.833	1:39.949	1:13.039	167.5
3	5:08.526	104.665	2:16.066	1:39.474	1:12.986	167.9
4	5:13.496	103.006	2:15.948	1:40.280		165.8
5	15:13.001	35.369		1:40.375	1:12.753	165.0
6	5:08.230	104.766	2:15.341	1:40.173	1:12.716	164.6
7	5:10.358	104.048	2:15.774	1:40.867	1:13.717	164.6
<i>Ideal</i>	<i>5:07.531</i>	<i>105.004</i>	<i>2:15.341</i>	<i>1:39.474</i>	<i>1:12.716</i>	<i>167.9</i>

47 **93 Paul CRANSTON**
 SSP Behind **34.266**
 Best Time **5:08.562** Best Speed **104.653** On **6** Gp

Lap	Lap Time	Lap Speed	Sector 1	Sector 2	Sector 3	Speed Trap
1	7:34.418	69.953		1:43.274	1:15.201	158.1
2	5:13.421	103.031	2:18.165	1:41.432	1:13.824	158.1
3	5:10.206	104.099	2:17.369	1:40.342	1:12.495	159.6
4	5:10.437	104.021	2:17.541	1:40.455	1:12.441	159.2
5	5:10.235	104.089	2:16.905	1:40.520	1:12.810	160.7
6	5:08.562	104.653	2:17.025	1:39.209	1:12.328	158.1
7	5:09.960	104.181	2:16.465	1:39.589		158.8
<i>Ideal</i>	<i>5:08.002</i>	<i>104.843</i>	<i>2:16.465</i>	<i>1:39.209</i>	<i>1:12.328</i>	<i>160.7</i>

48 **26 Dennis BOOTH**
 SSP Behind **35.418**
 Best Time **5:09.714** Best Speed **104.264** On **3** Gp

Lap	Lap Time	Lap Speed	Sector 1	Sector 2	Sector 3	Speed Trap
1	6:07.490	86.500		1:41.598	1:16.373	151.0
2	5:12.898	103.203	2:18.343	1:40.526	1:14.029	167.1
3	5:09.714	104.264	2:16.756	1:39.366	1:13.592	168.7
4	5:15.520	102.345	2:17.552	1:40.153		165.4
<i>Ideal</i>	<i>5:09.714</i>	<i>104.264</i>	<i>2:16.756</i>	<i>1:39.366</i>	<i>1:13.592</i>	<i>168.7</i>

SUPERSPORT

Q7: Second Qualifying

Thursday, 08 May 2025

DETAILED SECTOR ANALYSIS

Qualifying Classification

Position

49 90 Craig KENNELLY

SSP Behind 40.013

Best Time 5:14.309 Best Speed 102.740 On 6 Gp

Lap	Lap Time	Lap Speed	Sector 1	Sector 2	Sector 3	Speed Trap
1	6:11.585	85.547		1:44.148	1:18.439	161.5
2	5:19.518	101.065	2:21.823	1:41.969	1:15.726	159.9
3	5:17.935	101.568	2:20.422	1:42.302	1:15.211	161.1
4	5:24.453	99.528	2:16.010	1:49.236	1:19.207	159.2
5	5:15.456	102.366	2:18.745	1:41.324	1:15.387	162.2
6	5:14.309	102.740	2:18.588	1:40.582	1:15.139	160.7
7	6:01.175	89.408	2:45.628	1:53.901		146.4
<i>Ideal</i>	5:11.731	103.589	2:16.010	1:40.582	1:15.139	162.2

50 43 Stephen DEGNAN

SSP Behind 41.819

Best Time 5:16.115 Best Speed 102.153 On 3 Gp

Lap	Lap Time	Lap Speed	Sector 1	Sector 2	Sector 3	Speed Trap
1	7:10.729	73.800		1:43.776	1:16.559	157.7
2	5:18.551	101.372	2:21.661	1:41.316	1:15.574	155.9
3	5:16.115	102.153	2:19.570	1:40.942	1:15.603	159.2
4	5:16.312	102.089	2:19.526	1:41.740	1:15.046	159.2
5	5:25.743	99.133	2:19.169	1:48.200	1:18.374	159.9
6	5:16.566	102.007	2:18.914	1:41.633	1:16.019	160.7
7	5:34.272	96.604	2:23.553	1:46.643		150.6
<i>Ideal</i>	5:14.902	102.546	2:18.914	1:40.942	1:15.046	160.7

51 75 Austen WEBSTER

SSP Behind 45.606

Best Time 5:19.902 Best Speed 100.943 On 4 Gp

Lap	Lap Time	Lap Speed	Sector 1	Sector 2	Sector 3	Speed Trap
1	6:35.714	80.331		1:45.127	1:17.458	157.3
2	5:25.514	99.203	2:26.132	1:43.390	1:15.992	153.0
3	5:19.961	100.925	2:21.219	1:43.605	1:15.137	157.3
4	5:19.902	100.943	2:21.313	1:43.254	1:15.335	156.2
5	5:22.197	100.224	2:20.964	1:43.449		153.0
6	19:06.545	28.165		1:47.258	1:15.444	153.7
<i>Ideal</i>	5:19.355	101.116	2:20.964	1:43.254	1:15.137	157.3

Qualifying Classification

Position

52 66 Alan JOHNSTON

SSP Behind 46.749

Best Time 5:21.045 Best Speed 100.584 On 2 Gp

Lap	Lap Time	Lap Speed	Sector 1	Sector 2	Sector 3	Speed Trap
1	7:33.877	70.037		1:45.488	1:17.176	159.2
2	5:21.045	100.584	2:21.111	1:42.543	1:17.391	160.3
3	5:24.117	99.631	2:22.196	1:44.003		158.4
4	8:04.823	66.606		1:43.937	1:16.056	165.8
5	5:28.392	98.334	2:23.536	1:46.030	1:18.826	160.7
6	5:27.237	98.681	2:22.490	1:46.609		161.5
7	9:14.539	58.232		1:43.855	1:18.191	167.9
<i>Ideal</i>	5:19.710	101.004	2:21.111	1:42.543	1:16.056	167.9

Non Qualifiers

Position

828 Richard KAY

SSP Behind 52.338

Best Time 5:26.634 Best Speed 98.863 On 8 Gp

Lap	Lap Time	Lap Speed	Sector 1	Sector 2	Sector 3	Speed Trap
1	7:03.133	75.125		1:48.288	1:19.879	147.0
2	5:33.536	96.817	2:28.293	1:47.507	1:17.736	148.0
3	5:30.402	97.735	2:26.364	1:46.658	1:17.380	148.6
4	5:28.531	98.292	2:24.504	1:47.080	1:16.947	147.3
5	5:30.184	97.800	2:24.991	1:46.671		151.6
6	10:29.277	51.316		1:44.689	1:22.275	148.6
7	5:26.791	98.815	2:24.130	1:46.528	1:16.133	149.6
8	5:26.634	98.863	2:23.568	1:45.399	1:17.667	150.0
<i>Ideal</i>	5:24.390	99.547	2:23.568	1:44.689	1:16.133	151.6

123 Johnny STEWART

SSP Behind 1:17.967

Best Time 5:52.263 Best Speed 91.670 On 1 Gp

Lap	Lap Time	Lap Speed	Sector 1	Sector 2	Sector 3	Speed Trap
1	5:52.263	90.239		1:37.341	1:13.496	174.4
<i>Ideal</i>	0.000	0.000		1:37.341	1:13.496	174.4

BRIGGS EQUIPMENT NORTH WEST 200

SUPERSPORT

Q7: Second Qualifying

SECTOR ANALYSIS

Perfect Lap (sum of best sectors) = 4:33.297



SECTOR 1			SECTOR 2		SECTOR 3		IDEAL / BEST					
FINISH - BALLYALLY			BALLYALLY - METROPOLE		METROPOLE - FINISH		COMPARISON					
Pos	No	Name	Time	No	Name	Time	Pos	No	Name	Ideal Time	Best Time	Diff
1	3	Dean HARRISON	2:00.848	47	Richard COOPER	1:28.237	3	Dean HARRISON	1:04.212	4:33.893	4:34.296	0.403
2	47	Richard COOPER	2:00.953	3	Dean HARRISON	1:28.833	47	Richard COOPER	1:04.667	4:33.857	4:34.400	0.543
3	1	Davey TODD	2:01.200	1	Davey TODD	1:29.278	1	Davey TODD	1:04.693	4:35.171	4:35.725	0.554
4	6	Michael DUNLOP	2:01.325	6	Michael DUNLOP	1:29.355	22	Paul JORDAN	1:04.750	4:36.170	4:36.170	0.000
5	36	Jamie COWARD	2:02.245	666	Peter HICKMAN	1:29.897	56	Adam McLEAN	1:04.779	4:37.220	4:37.418	0.198
6	666	Peter HICKMAN	2:02.497	16	Mike BROWNE	1:29.938	666	Peter HICKMAN	1:04.826	4:37.697	4:37.697	0.000
7	16	Mike BROWNE	2:02.558	36	Jamie COWARD	1:30.056	36	Jamie COWARD	1:05.037	4:38.086	4:38.140	0.054
8	22	Paul JORDAN	2:02.645	56	Adam McLEAN	1:30.289	6	Michael DUNLOP	1:05.490	4:37.338	4:38.606	1.268
9	34	Alastair SEELEY	2:02.917	22	Paul JORDAN	1:30.302	18	Michael EVANS	1:05.606	4:38.181	4:39.128	0.947
10	56	Adam McLEAN	2:03.018	34	Alastair SEELEY	1:30.521	16	Mike BROWNE	1:05.685	4:39.142	4:39.142	0.000
11	7	Josh BROOKES	2:03.520	199	Pierre Yves BIAN	1:30.670	34	Alastair SEELEY	1:05.704	4:40.745	4:40.745	0.000
12	12	Ian HUTCHINSON	2:03.619	18	Michael EVANS	1:30.966	12	Ian HUTCHINSON	1:05.920	4:41.245	4:41.318	0.073
13	199	Pierre Yves BIAN	2:03.961	7	Josh BROOKES	1:31.128	99	Jeremy McWILLIAMS	1:06.172	4:40.893	4:41.436	0.543
14	18	Michael EVANS	2:04.321	65	Michael SWEENEY	1:31.137	11	Conor CUMMINS	1:06.385	4:41.255	4:42.520	1.265
15	11	Conor CUMMINS	2:04.635	12	Ian HUTCHINSON	1:31.206	65	Michael SWEENEY	1:06.480	4:42.312	4:42.763	0.451
16	65	Michael SWEENEY	2:04.695	99	Jeremy McWILLIAMS	1:31.405	7	Josh BROOKES	1:06.597	4:42.910	4:43.213	0.303
17	99	Jeremy McWILLIAMS	2:05.251	11	Conor CUMMINS	1:31.890	199	Pierre Yves BIAN	1:06.624	4:42.828	4:43.477	0.649
18	15	Nathan HARRISON	2:06.063	89	Mark CONLIN	1:31.945	15	Nathan HARRISON	1:06.731	4:45.746	4:46.616	0.870
19	14	Ilja CALJOUW	2:07.116	23	Kevin KEYES	1:32.333	23	Kevin KEYES	1:07.676	4:48.477	4:48.477	0.000
20	30	Jonathan GOETSCHY	2:07.219	15	Nathan HARRISON	1:32.952	59	Darryl TWEED	1:07.850	4:48.911	4:48.911	0.000
21	384	Mauro PONCINI	2:07.248	8	Christian ELKIN	1:32.965	384	Mauro PONCINI	1:08.044	4:48.951	4:49.005	0.054
22	8	Christian ELKIN	2:07.383	384	Mauro PONCINI	1:33.185	10	James CHAWKE	1:08.334	4:49.043	4:49.043	0.000
23	89	Mark CONLIN	2:07.413	30	Jonathan GOETSCHY	1:33.193	42	Jonathan PERRY	1:08.377	4:48.526	4:49.669	1.143
24	59	Darryl TWEED	2:07.472	59	Darryl TWEED	1:33.629	30	Jonathan GOETSCHY	1:08.499	4:49.270	4:50.494	1.224
25	222	Michael GAHAN	2:07.661	42	Jonathan PERRY	1:33.831	8	Christian ELKIN	1:08.695	4:49.962	4:50.804	0.842
26	39	Allann VENTER	2:08.048	14	Ilja CALJOUW	1:33.919	39	Allann VENTER	1:08.853	4:51.112	4:51.112	0.000
27	23	Kevin KEYES	2:08.517	20	Andrea MAJOLA	1:34.000	14	Ilja CALJOUW	1:08.927	4:51.408	4:51.408	0.000
28	42	Jonathan PERRY	2:09.200	39	Allann VENTER	1:34.211	35	Daniel INGHAM	1:09.014	4:52.974	4:52.974	0.000
29	10	James CHAWKE	2:09.208	80	Barry FURBER	1:34.384	20	Andrea MAJOLA	1:09.073	4:53.041	4:53.041	0.000
30	52	Jamie CRINGLE	2:09.437	10	James CHAWKE	1:34.601	80	Barry FURBER	1:09.287	4:52.143	4:53.238	1.095
31	35	Daniel INGHAM	2:09.552	52	Jamie CRINGLE	1:34.615	222	Michael GAHAN	1:09.601	4:53.415	4:53.568	0.153
32	40	Rhys HARDISTY	2:09.707	35	Daniel INGHAM	1:34.706	32	Martin MORRIS	1:09.671	4:53.272	4:54.272	1.000
33	80	Barry FURBER	2:09.744	32	Martin MORRIS	1:34.820	89	Mark CONLIN	1:09.912	4:54.179	4:55.063	0.884
34	20	Andrea MAJOLA	2:09.968	222	Michael GAHAN	1:35.712	52	Jamie CRINGLE	1:10.127	4:54.465	4:56.690	2.225
35	32	Martin MORRIS	2:09.974	40	Rhys HARDISTY	1:36.119	40	Rhys HARDISTY	1:10.285	4:56.111	4:57.110	0.999
36	369	Tiziano ROSATI	2:11.934	73	David BROOK	1:36.555	109	Neil KERNOHAN	1:10.488	5:00.930	5:01.426	0.496
37	73	David BROOK	2:12.919	19	Wayne BOURGEOIS	1:36.623	38	Paul WILLIAMS	1:10.962	5:01.306	5:02.351	1.045
38	91	Graham McALEESE	2:12.929	109	Neil KERNOHAN	1:36.949	19	Wayne BOURGEOIS	1:11.667	5:01.401	5:02.409	1.008
39	69	Yann GALLI	2:13.030	50	Darragh CREAN	1:36.958	69	Yann GALLI	1:11.672	5:01.951	5:02.438	0.487
40	38	Paul WILLIAMS	2:13.389	38	Paul WILLIAMS	1:37.050	73	David BROOK	1:11.832	5:02.284	5:03.242	0.958
41	109	Neil KERNOHAN	2:13.493	91	Graham McALEESE	1:37.061	88	Sean McTAGGART	1:11.899	5:02.137	5:03.628	1.491
42	19	Wayne BOURGEOIS	2:13.661	123	Johnny STEWART	1:37.341	93	Paul CRANSTON	1:12.328	5:02.803	5:03.961	1.158
43	50	Darragh CREAN	2:13.814	69	Yann GALLI	1:37.435	369	Tiziano ROSATI	1:12.535	5:04.107	5:06.264	2.157
44	45	Andy HORNBY	2:14.435	369	Tiziano ROSATI	1:37.815	44	Liam CHAWKE	1:12.716	5:06.519	5:06.908	0.389
45	44	Liam CHAWKE	2:15.341	45	Andy HORNBY	1:38.256	91	Graham McALEESE	1:12.813	5:05.602	5:07.551	1.949
46	88	Sean McTAGGART	2:15.503	88	Sean McTAGGART	1:39.117	45	Andy HORNBY	1:12.911	5:07.531	5:08.230	0.699
47	90	Craig KENNELLY	2:16.010	93	Paul CRANSTON	1:39.209	50	Darragh CREAN	1:13.335	5:08.002	5:08.562	0.560
48	93	Paul CRANSTON	2:16.465	26	Dennis BOOTH	1:39.366	123	Johnny STEWART	1:13.496	5:09.714	5:09.714	0.000
49	26	Dennis BOOTH	2:16.756	44	Liam CHAWKE	1:39.474	26	Dennis BOOTH	1:13.592	5:11.731	5:14.309	2.578
50	43	Stephen DEGNAN	2:18.914	90	Craig KENNELLY	1:40.582	43	Stephen DEGNAN	1:15.046	5:14.902	5:16.115	1.213
51	75	Austen WEBSTER	2:20.964	43	Stephen DEGNAN	1:40.942	75	Austen WEBSTER	1:15.137	5:19.355	5:19.902	0.547
52	66	Alan JOHNSTON	2:21.111	66	Alan JOHNSTON	1:42.543	90	Craig KENNELLY	1:15.139	5:19.710	5:21.045	1.335
53	828	Richard KAY	2:23.568	75	Austen WEBSTER	1:43.254	66	Alan JOHNSTON	1:16.056	5:24.390	5:26.634	2.244
				828	Richard KAY	1:44.689	828	Richard KAY	1:16.133			



BRIGGS EQUIPMENT NORTH WEST 200

SUPERSPORT

Q7: Second Qualifying

Thursday, 08 May 2025



NW200

SPEED TRAP ON APPROACH TO UNIVERSITY

Class	No/Name	Fastest	Lap 1	Lap 2	Lap 3	Lap 4	Lap 5	Lap 6	Lap 7	Lap 8	Lap 9	Lap 10	Lap 11	Lap 12
SSP	3 Dean HARRISON	182.5	179.1	182.5	181.0	179.1	180.0	169.2	177.7	178.1	181.0			
SSP	47 Richard COOPER	182.5	182.5	181.0	180.0	173.1	175.3	178.6	178.6	181.0				
SSP	16 Mike BROWNE	182.0	175.8	176.7	182.0	177.2	179.1	178.6	178.6	178.6				
SSP	1 Davey TODD	181.0	177.7	177.7	180.5	174.9	181.0	178.1	178.1					
SSP	6 Michael DUNLOP	180.5	176.3	179.1	168.7	177.2	180.0	180.5	178.6					
SSP	89 Mark CONLIN	180.5	180.5	178.1	175.3	173.1								
SSP	666 Peter HICKMAN	180.0	173.5	180.0	179.1	176.3	172.6	174.0	174.9					
SSP	36 Jamie COWARD	177.7	174.4	176.7	177.7	172.2	175.8	176.3	175.8					
SSP	56 Adam McLEAN	177.2	172.2	173.1	177.2	172.6	173.5	174.4	173.5	173.1	170.0	175.8		
SSP	18 Michael EVANS	177.2	177.2	169.6	175.3	176.7	174.9	175.8	174.0	176.7				
SSP	30 Jonathan GOETSCHY	176.7	174.9	172.6	174.9	172.6	174.4	174.4	176.7					
SSP	11 Conor CUMMINS	176.3	173.1	176.3	167.5	172.2	171.8	172.2						
SSP	7 Josh BROOKES	176.3	174.0	176.3	174.4	174.0	174.4	174.0	174.0					
SSP	12 Ian HUTCHINSON	176.3	174.0	176.3	170.5	171.3	170.9	167.5						
SSP	199 Pierre Yves BIAN	175.8	169.6	175.3	174.9	170.5	169.6	172.2	175.8	171.8				
SSP	23 Kevin KEYES	175.8	175.8	169.6	170.0	166.7	170.9	173.5	170.9	170.9				
SSP	34 Alastair SEELEY	175.8	169.6	165.0	175.8	171.3	170.9							
SSP	14 Iija CALJOUW	174.9	173.1	174.0	174.9	172.6	173.1	171.8	173.1	132.3				
SSP	99 Jeremy McWILLIAMS	174.9	174.9	170.5	167.1	171.8	171.3	169.6	173.5					
SSP	123 Johnny STEWART	174.4	174.4											
SSP	369 Tiziano ROSATI	174.4	169.6	174.4	169.6	171.3	166.2							
SSP	8 Christian ELKIN	174.4	172.2	174.4	174.4									
SSP	65 Michael SWEENEY	174.4	170.9	171.8	165.4	174.4	171.3							
SSP	22 Paul JORDAN	174.4	174.0	174.4	174.4	172.2	173.1	172.6	172.2	173.5				
SSP	384 Mauro PONCINI	174.0	167.1	166.2	174.0	167.1	170.0	169.6	168.7	172.6				
SSP	32 Martin MORRIS	172.2	172.2	163.8	168.3	166.7	167.9	170.0						
SSP	80 Barry FURBER	172.2	172.2	169.2	172.2	168.3								
SSP	19 Wayne BOURGEOIS	172.2	153.0	150.6	170.9	167.1	169.2	172.2	170.5	163.0				
SSP	20 Andrea MAJOLA	170.9	167.9	163.4	170.9	169.2	167.9							
SSP	91 Graham McALEESE	170.9	169.6	170.9	169.2	168.3	168.7	168.7	169.2					
SSP	40 Rhys HARDISTY	170.9	169.6	170.9	168.7	168.7	168.3	168.3						
SSP	15 Nathan HARRISON	170.5	167.1	170.5	166.7	165.8	165.8	165.8	169.2					
SSP	52 Jamie CRINGLE	170.0	167.9	170.0	168.7	168.3	166.2	165.4	167.5	167.5				
SSP	35 Daniel INGHAM	169.6	160.3	166.7	169.6	156.2	166.2	165.8	168.7	159.6	168.3			
SSP	69 Yann GALLI	169.2	168.3	164.2	169.2	165.8	165.4	166.7	168.3	166.2				
SSP	39 Allann VENTER	169.2	167.5	169.2	167.5	166.7	169.2	168.3	167.5	168.7				
SSP	42 Jonathan PERRY	168.7	161.5	163.0	168.3	159.6	165.0	165.0	168.7	163.0				
SSP	26 Dennis BOOTH	168.7	151.0	167.1	168.7	165.4								
SSP	59 Darryl TWEED	168.7	166.2	168.7	167.1	167.1	166.7							
SSP	73 David BROOK	168.3	162.2	168.3	164.6	162.2	164.2	163.0						
SSP	66 Alan JOHNSTON	167.9	159.2	160.3	158.4	165.8	160.7	161.5	167.9					
SSP	44 Liam CHAWKE	167.9	167.5	167.5	167.9	165.8	165.0	164.6	164.6					
SSP	10 James CHAWKE	167.9	167.9	164.2	165.0	164.6	164.6	164.2	163.4	163.0				
SSP	38 Paul WILLIAMS	167.5	159.9	167.5	167.5	163.8	161.9							
SSP	222 Michael GAHAN	166.7	163.0	164.6	165.0	159.6	165.0	166.7						
SSP	50 Darragh CREAM	165.4	155.9	162.6	165.4									
SSP	109 Neil KERNOHAN	165.0	160.7	162.6	163.8	165.0								
SSP	88 Sean McTAGGART	163.8	159.9	161.1	161.5	163.8	160.3	160.7						
SSP	45 Andy HORNBY	163.4	163.4	160.7	162.2	163.0	160.3	160.7						
SSP	90 Craig KENNELLY	162.2	161.5	159.9	161.1	159.2	162.2	160.7	146.4					
SSP	93 Paul CRANSTON	160.7	158.1	158.1	159.6	159.2	160.7	158.1	158.8					




SPEED TRAP
ON APPROACH TO UNIVERSITY

Class	No/Name	Fastest	Lap 1	Lap 2	Lap 3	Lap 4	Lap 5	Lap 6	Lap 7	Lap 8	Lap 9	Lap 10	Lap 11	Lap 12
SSP	43 Stephen DEGNAN	160.7	157.7	155.9	159.2	159.2	159.9	<u>160.7</u>	150.6					
SSP	75 Austen WEBSTER	157.3	<u>157.3</u>	153.0	<u>157.3</u>	156.2	153.0	153.7						
SSP	828 Richard KAY	151.6	147.0	148.0	148.6	147.3	<u>151.6</u>	148.6	149.6	150.0				

Pos	Class	No	Name	-----Best Time / Qual Laps-----			Overall Best Time / Speed /	
				Session A	Session B	Total Qual Laps		
Qualifying Classification								
1	SSP	3	Dean HARRISON	4:36.531	2	4:34.296	7	4:34.296 117.727 9
2	SSP	47	Richard COOPER	4:36.484	3	4:34.400	7	4:34.400 117.682 10
3	SSP	1	Davey TODD	4:42.145	2	4:35.725	6	4:35.725 117.117 8
4	SSP	6	Michael DUNLOP	4:39.144	2	4:36.170	5	4:36.170 116.928 7
5	SSP	666	Peter HICKMAN	4:40.564	3	4:37.418	6	4:37.418 116.402 9
6	SSP	22	Paul JORDAN	4:41.706	3	4:37.697	7	4:37.697 116.285 10
7	SSP	56	Adam McLEAN	4:41.800	3	4:38.140	9	4:38.140 116.100 12
8	SSP	36	Jamie COWARD	6:41.949	0	4:38.606	5	4:38.606 115.906 5
9	SSP	16	Mike BROWNE	4:41.469	3	4:39.128	7	4:39.128 115.689 10
10	SSP	34	Alastair SEELEY	4:48.223	1	4:39.142	3	4:39.142 115.683 4
11	SSP	12	Ian HUTCHINSON	4:41.674	3	4:40.745	4	4:40.745 115.023 7
12	SSP	7	Josh BROOKES	4:41.315	2	4:41.318	5	4:41.315 114.789 7
13	SSP	18	Michael EVANS	4:44.851	2	4:41.436	6	4:41.436 114.740 8
14	SSP	199	Pierre Yves BIAN	4:49.264	1	4:42.520	6	4:42.520 114.300 7
15	SSP	65	Michael SWEENEY	4:44.547	3	4:42.763	5	4:42.763 114.202 8
16	SSP	11	Conor CUMMINS	4:42.926	3	4:43.213	4	4:42.926 114.136 7
17	SSP	99	Jeremy McWILLIAMS	-----		4:43.477	5	4:43.477 113.914 5
18	SSP	15	Nathan HARRISON	4:49.344	1	4:46.616	5	4:46.616 112.666 6
19	SSP	384	Mauro PONCINI	4:58.481	2	4:48.477	6	4:48.477 111.940 8
20	SSP	30	Jonathan GOETSCHY	4:57.696	1	4:48.911	5	4:48.911 111.771 6
21	SSP	59	Darryl TWEED	4:50.644	2	4:49.005	4	4:49.005 111.735 6
22	SSP	8	Christian ELKIN	4:55.875	1	4:49.043	2	4:49.043 111.720 3
23	SSP	23	Kevin KEYES	4:55.090	2	4:49.669	7	4:49.669 111.479 9
24	SSP	89	Mark CONLIN	4:54.575	2	4:50.494	3	4:50.494 111.162 5
25	SSP	14	Ilja CALJOUW	4:56.483	2	4:50.804	5	4:50.804 111.044 7
26	SSP	39	Allann VENTER	5:05.396	1	4:51.112	5	4:51.112 110.926 6
27	SSP	42	Jonathan PERRY	5:00.666	1	4:51.408	6	4:51.408 110.814 7
28	SSP	222	Michael GAHAN	5:06.369	2	4:52.974	5	4:52.974 110.221 7
29	SSP	20	Andrea MAJOLA	4:58.737	1	4:53.041	4	4:53.041 110.196 5
30	SSP	10	James CHAWKE	5:08.626	1	4:53.238	6	4:53.238 110.122 7
31	SSP	80	Barry FURBER	4:58.863	1	4:53.568	3	4:53.568 109.998 4
32	SSP	35	Daniel INGHAM	5:00.441	2	4:54.272	8	4:54.272 109.735 10
33	SSP	52	Jamie CRINGLE	5:07.091	1	4:55.063	6	4:55.063 109.441 7
34	SSP	32	Martin MORRIS	5:03.601	1	4:56.690	4	4:56.690 108.841 5
35	SSP	40	Rhys HARDISTY	5:03.894	1	4:57.110	5	4:57.110 108.687 6
36	SSP	109	Neil KERNOHAN	5:04.406	2	5:01.426	3	5:01.426 107.131 5
37	SSP	73	David BROOK	5:18.158	1	5:02.351	5	5:02.351 106.803 6
38	SSP	38	Paul WILLIAMS	7:54.855	0	5:02.409	4	5:02.409 106.783 4
39	SSP	19	Wayne BOURGEAIS	5:10.279	1	5:02.438	5	5:02.438 106.772 6
40	SSP	369	Tiziano ROSATI	5:20.187	1	5:03.242	4	5:03.242 106.489 5
41	SSP	91	Graham McALEESE	5:03.256	2	5:03.961	5	5:03.256 106.484 7
42	SSP	69	Yann GALLI	5:12.137	1	5:03.628	6	5:03.628 106.354 7
43	SSP	50	Darragh CREAN	5:11.531	2	5:06.264	2	5:06.264 105.438 4
44	SSP	88	Sean McTAGGART	-----		5:06.908	5	5:06.908 105.217 5
45	SSP	45	Andy HORNBY	5:22.883	1	5:07.551	5	5:07.551 104.997 6
46	SSP	44	Liam CHAWKE	5:10.509	1	5:08.230	5	5:08.230 104.766 6
47	SSP	93	Paul CRANSTON	5:18.317	1	5:08.562	6	5:08.562 104.653 7
48	SSP	26	Dennis BOOTH	5:21.876	1	5:09.714	3	5:09.714 104.264 4
49	SSP	90	Craig KENNELLY	5:29.656	0	5:14.309	5	5:14.309 102.740 5
50	SSP	43	Stephen DEGNAN	5:19.490	1	5:16.115	4	5:16.115 102.153 5
51	SSP	75	Austen WEBSTER	5:25.838	1	5:19.902	3	5:19.902 100.943 4
52	SSP	66	Alan JOHNSTON	5:24.867	1	5:21.045	2	5:21.045 100.584 3

Provisional result to be confirmed by the Stewards of the Meeting subject to completion of technical inspections & the time limit for protests

Page 1 / 2


Circuit	The Triangle	Signed	 Chief Timekeeper	Organising Club	Coleraine & District MC
Length(miles)	8.9700 Lap 1 (8.8300)	Issued At:			
Weather					
Track					

Non Qualifiers

SSP	9	Craig NEVE	5:49.128	0	-----		0
SSP	123	Johnny STEWART	5:04.121	1	5:52.263	0	1
SSP	828	Richard KAY	5:29.745	0	5:26.634	0	0
SSP	13	Gary McCOY	5:48.863	0	-----		0

Provisional result to be confirmed by the Stewards of the Meeting subject to completion of technical inspections & the time limit for protests

Page 2 / 2

Circuit	The Triangle	Signed	 Chief Timekeeper	Organising Club	Coleraine & District MC
Length(miles)	8.9700 Lap 1 (8.8300)	Issued At:			
Weather					
Track					





TIDES RESTAURANT
POLE POSITION

SUPERSPORT



RACE NUMBER:

2 (THU) & 3 (SAT)

[]

[]

[]

[]

[]

[]

89
CONLIN

23
KEYES

8
ELKIN

ROW 8

59
TWEED

30
GOETSCHY

384
PONCINI

ROW 7

15
N HARRISON

99
McWILLIAMS

11
CUMMINS

ROW 6

65
SWEENEY

199
BIAN

18
EVANS

ROW 5

7
BROOKES

12
HUTCHINSON

34
SEELEY

ROW 4

16
BROWNE

36
COWARD

56
McLEAN

ROW 3

22
JORDAN

666
HICKMAN

6
DUNLOP

ROW 2

1
TODD

47
COOPER

3
D HARRISON

ROW 1

POLE



TIDES RESTAURANT
FOOD & BEV

SUPERSPORT



NW200

GROUP: B

RACE NUMBER:

2 (THU) & 3 (SAT)

[Empty box]

[Empty box]

66
JOHNSTON

ROW 18

75
WEBSTER

43
DEGNAN

90
KENNELLY

ROW 17

26
BOOTH

93
CRANSTON

44
L CHAWKE

ROW 16

45
HORNBY

88
McTAGGART

50
CREAN

ROW 15

69
GALLI

91
McALEESE

369
ROSATI

ROW 14

19
BOURGEAIS

38
WILLIAMS

73
BROOK

ROW 13

109
KERNOHAN

40
HARDISTY

32
MORRIS

ROW 12

52
CRINGLE

35
INGHAM

80
FURBER

ROW 11

10
J CHAWKE

20
MAJOLA

222
GAHAN

ROW 10

42
PERRY

39
VENTER

14
CALJOUW

ROW 9

BRIGGS EQUIPMENT NORTH WEST 200

SUPERSPORT

Race 3 – Tides Restaurant Supersport

Saturday, 10 May 2025



Pos	Class	No	Name	Machine / Sponsor	Gp	Laps	Total Time	Behind	Speed	-----Best Lap-----		
										Time	Speed	On
1	SSP	47	Richard COOPER	Yamaha - BPE by Russell Racing	a	4	18:14.560		117.549	4:33.499	118.070	4
2	SSP	3	Dean HARRISON	Honda - Honda Racing UK	a	4	18:14.700	0.140	117.534	4:33.622	118.017	3
3	SSP	6	Michael DUNLOP	Ducati - MD Racing	a	4	18:14.854	0.294	117.517	4:32.932	118.315	3
4	SSP	1	Davey TODD	Honda - Milenco by Padgett's Motorcycles	a	4	18:25.622	11.062	116.373	4:35.972	117.012	2
5	SSP	666	Peter HICKMAN	Triumph - Trooper Triumph by PHR	a	4	18:25.849	11.289	116.349	4:34.749	117.533	2
6	SSP	34	Alastair SEELEY	Kawasaki - CD Racing by MSS	a	4	18:26.043	11.483	116.328	4:35.070	117.396	2
7	SSP	7	Josh BROOKES	Honda - Jackson Racing by Prosper2	a	4	18:26.326	11.766	116.298	4:33.824	117.930	4
8	SSP	22	Paul JORDAN	Honda - Jackson Racing by Prosper2	a	4	18:26.666	12.106	116.263	4:36.077	116.967	4
9	SSP	12	Ian HUTCHINSON	Yamaha - ugp MLav Racing	a	4	18:37.603	23.043	115.125	4:38.341	116.016	2
10	SSP	23	Kevin KEYES	Yamaha - Daracore Racing	a	4	18:54.372	39.812	113.423	4:43.339	113.969	4
11	SSP	15	Nathan HARRISON	Honda - H & H Motorcycles	a	4	18:57.769	43.209	113.084	4:44.601	113.464	2
12	SSP	384	Mauro PONCINI	Yamaha - Delmo Racing	a	4	19:09.492	54.932	111.931	4:46.982	112.523	2
13	SSP	39	Allann VENTER	Honda - TH Racing	b	4	19:18.246	1:03.686	111.085	4:49.286	111.627	4
14	SSP	20	Andrea MAJOLA	Yamaha - Parker Car Transport	b	4	19:32.779	1:18.219	109.709	4:52.195	110.515	3
15	SSP	222	Michael GAHAN	Yamaha - Newline Elite Racing	b	4	19:35.327	1:20.767	109.471	4:51.994	110.591	4
16	SSP	52	Jamie CRINGLE	Yamaha - Parker Car Transport	b	4	19:35.834	1:21.274	109.424	4:51.876	110.636	4
17	SSP	14	Ilja CALJOUW	Yamaha - Performance Racing Achterhoek	b	4	19:36.299	1:21.739	109.380	4:52.659	110.340	4
18	SSP	40	Rhys HARDISTY	Yamaha - Never Be Clever Racing	b	4	19:37.388	1:22.828	109.279	4:53.046	110.194	4
19	SSP	10	James CHAWKE	Honda - TH Racing	b	4	19:38.440	1:23.880	109.182	4:52.758	110.303	3
20	SSP	35	Daniel INGHAM	Yamaha - Castings Technology	b	4	19:38.953	1:24.393	109.134	4:53.831	109.900	4
21	SSP	69	Yann GALLI	Yamaha	b	4	19:52.384	1:37.824	107.905	4:57.104	108.689	3
22	SSP	73	David BROOK	Triumph - brooksuspension.com	b	4	19:53.489	1:38.929	107.805	4:57.242	108.639	2
23	SSP	19	Wayne BOURGEOIS	Yamaha - Team Basomba Racing/WB	b	4	19:55.145	1:40.585	107.656	4:56.616	108.868	2
24	SSP	44	Liam CHAWKE	Kawasaki - Chawkie Racing SC	b	4	20:24.129	2:09.569	105.107	5:05.032	105.864	2
25	SSP	26	Dennis BOOTH	Kawasaki	b	4	20:28.241	2:13.681	104.755	5:05.184	105.812	3
26	SSP	93	Paul CRANSTON	Kawasaki - Miller Racing	b	4	20:28.468	2:13.908	104.735	5:06.520	105.350	4
27	SSP	43	Stephen DEGNAN	Kawasaki	b	4	20:42.114	2:27.554	103.585	5:08.800	104.573	4
28	SSP	90	Craig KENNELLY	Honda - Team ILR with Frog Vehicle	b	4	20:43.475	2:28.915	103.471	5:10.569	103.977	3
29	SSP	75	Austen WEBSTER	Kawasaki - Ace Motorcycles	b	4	21:01.507	2:46.947	101.992	5:14.216	102.770	2

Fastest Lap

SSP	6	Michael DUNLOP	Ducati - MD Racing							4:32.932	118.315	3
-----	---	----------------	--------------------	--	--	--	--	--	--	----------	---------	---


Not Classified

DNF	SSP	11	Conor CUMMINS	Ducati - Burrows Engineering/RK Racing	a	3	14:20.311		112.020	4:41.518	114.707	2
DNF	SSP	56	Adam McLEAN	Yamaha - Performance Racing Achterhoek	a	2	9:18.928		114.648	4:38.808	115.822	2
DNF	SSP	30	Jonathan GOETSCHY	Ducati - Optimark Road Racing	a	2	9:59.029		106.973	5:15.222	102.442	2
DNF	SSP	18	Michael EVANS	Triumph - Smith Racing	a	1	4:39.861		113.585			
DNF	SSP	65	Michael SWEENEY	Yamaha - EM Building	a	1	4:40.431		113.354			
DNF	SSP	88	Sean McTAGGART	Yamaha - PDM Decorators	b	1	5:13.096		101.528			

No 11 + 10 second penalty - straight through at Mathers Lap 1

Provisional result to be confirmed by the Stewards of the Meeting subject to completion of technical inspections & the time limit for protests

Page 1 / 1

Circuit	The Triangle	Signed		Organising Club	Coleraine & District MC
Length(miles)	8.9700 Lap 1 (8.8300)		Chief Timekeeper	Race Started	14:26
Weather	Sunny	Issued At:	14:51	Gp Time Diff - b	38.73
Track	Dry, 39°C				



SUPERSPORT

Race 3 – Tides Restaurant Supersport

Saturday, 10 May 2025

DETAILED SECTOR ANALYSIS

SSP

Race Classification

Position

1 47 Richard COOPER

Total Time **18:14.560** Avg Speed **117.549** Behind
Best Time **4:33.499** Best Speed **118.070** On **4** Gp **a**

Lap	Lap Time	Lap Speed	Sector 1	Sector 2	Sector 3	Speed Trap
1	4:31.862	116.927		1:26.154	1:05.555	169.2
2	4:35.629	117.157	2:02.900	1:27.064	1:05.665	167.9
3	4:33.570	118.039	2:01.271	1:26.862	1:05.437	170.9
4	4:33.499	118.070	2:01.482	1:26.385	1:05.632	170.0
<i>Ideal</i>	<i>4:32.862</i>	<i>118.346</i>	<i>2:01.271</i>	<i>1:26.154</i>	<i>1:05.437</i>	<i>170.9</i>

2 3 Dean HARRISON

Total Time **18:14.700** Avg Speed **117.534** Behind **0.140**
Best Time **4:33.622** Best Speed **118.017** On **3** Gp **a**

Lap	Lap Time	Lap Speed	Sector 1	Sector 2	Sector 3	Speed Trap
1	4:31.421	117.117		1:27.109	1:04.658	168.7
2	4:35.616	117.163	2:03.578	1:27.139	1:04.899	170.0
3	4:33.622	118.017	2:01.923	1:27.066	1:04.633	175.3
4	4:34.041	117.836	2:02.145	1:26.474	1:05.422	177.7
<i>Ideal</i>	<i>4:33.030</i>	<i>118.273</i>	<i>2:01.923</i>	<i>1:26.474</i>	<i>1:04.633</i>	<i>177.7</i>

3 6 Michael DUNLOP

Total Time **18:14.854** Avg Speed **117.517** Behind **0.294**
Best Time **4:32.932** Best Speed **118.315** On **3** Gp **a**

Lap	Lap Time	Lap Speed	Sector 1	Sector 2	Sector 3	Speed Trap
1	4:32.785	116.531		1:26.916	1:04.930	167.9
2	4:35.484	117.219	2:02.447	1:27.465	1:05.572	165.4
3	4:32.932	118.315	2:01.553	1:26.616	1:04.763	174.4
4	4:33.653	118.003	2:01.130	1:27.088	1:05.435	175.8
<i>Ideal</i>	<i>4:32.509</i>	<i>118.499</i>	<i>2:01.130</i>	<i>1:26.616</i>	<i>1:04.763</i>	<i>175.8</i>

4 1 Davey TODD

Total Time **18:25.622** Avg Speed **116.373** Behind **11.062**
Best Time **4:35.972** Best Speed **117.012** On **2** Gp **a**

Lap	Lap Time	Lap Speed	Sector 1	Sector 2	Sector 3	Speed Trap
1	4:32.098	116.826		1:27.417	1:04.669	168.3
2	4:35.972	117.012	2:02.412	1:27.897	1:05.663	167.9
3	4:37.774	116.253	2:02.525	1:28.703	1:06.546	172.6
4	4:39.778	115.420	2:04.843	1:28.999	1:05.936	168.3
<i>Ideal</i>	<i>4:34.498</i>	<i>117.640</i>	<i>2:02.412</i>	<i>1:27.417</i>	<i>1:04.669</i>	<i>172.6</i>

Race Classification

Position

5 666 Peter HICKMAN

Total Time **18:25.849** Avg Speed **116.349** Behind **11.289**
Best Time **4:34.749** Best Speed **117.533** On **2** Gp **a**

Lap	Lap Time	Lap Speed	Sector 1	Sector 2	Sector 3	Speed Trap
1	4:38.045	114.327		1:31.759	1:05.725	167.1
2	4:34.749	117.533	2:02.940	1:27.259	1:04.550	169.6
3	4:35.553	117.190	2:03.529	1:27.665	1:04.359	166.2
4	4:37.502	116.367	2:02.590	1:28.988	1:05.924	168.7
<i>Ideal</i>	<i>4:34.208</i>	<i>117.765</i>	<i>2:02.590</i>	<i>1:27.259</i>	<i>1:04.359</i>	<i>169.6</i>

6 34 Alastair SEELEY

Total Time **18:26.043** Avg Speed **116.328** Behind **11.483**
Best Time **4:35.070** Best Speed **117.396** On **2** Gp **a**

Lap	Lap Time	Lap Speed	Sector 1	Sector 2	Sector 3	Speed Trap
1	4:38.662	114.074		1:31.740	1:06.142	170.0
2	4:35.070	117.396	2:02.548	1:27.326	1:05.196	168.7
3	4:35.757	117.103	2:02.449	1:28.035	1:05.273	171.8
4	4:36.554	116.766	2:02.655	1:27.956	1:05.943	166.7
<i>Ideal</i>	<i>4:34.971</i>	<i>117.438</i>	<i>2:02.449</i>	<i>1:27.326</i>	<i>1:05.196</i>	<i>171.8</i>

7 7 Josh BROOKES

Total Time **18:26.326** Avg Speed **116.298** Behind **11.766**
Best Time **4:33.824** Best Speed **117.930** On **4** Gp **a**

Lap	Lap Time	Lap Speed	Sector 1	Sector 2	Sector 3	Speed Trap
1	4:39.299	113.814		1:29.286	1:07.166	176.3
2	4:37.275	116.462	2:03.356	1:27.772	1:06.147	172.6
3	4:35.928	117.031	2:02.964	1:27.359	1:05.605	172.6
4	4:33.824	117.930	2:01.519	1:26.912	1:05.393	174.4
<i>Ideal</i>	<i>4:33.824</i>	<i>117.930</i>	<i>2:01.519</i>	<i>1:26.912</i>	<i>1:05.393</i>	<i>176.3</i>

8 22 Paul JORDAN

Total Time **18:26.666** Avg Speed **116.263** Behind **12.106**
Best Time **4:36.077** Best Speed **116.967** On **4** Gp **a**

Lap	Lap Time	Lap Speed	Sector 1	Sector 2	Sector 3	Speed Trap
1	4:34.583	115.768		1:27.922	1:05.492	174.9
2	4:38.625	115.898	2:04.631	1:27.986	1:06.008	167.1
3	4:37.381	116.417	2:04.210	1:28.004	1:05.167	169.6
4	4:36.077	116.967	2:02.926	1:28.146	1:05.005	170.0
<i>Ideal</i>	<i>4:35.853</i>	<i>117.062</i>	<i>2:02.926</i>	<i>1:27.922</i>	<i>1:05.005</i>	<i>174.9</i>

SUPERSPORT

Race 3 – Tides Restaurant Supersport

Saturday, 10 May 2025

DETAILED SECTOR ANALYSIS

Race Classification

Position

9 **12 Ian HUTCHINSON**
 Total Time **18:37.603** Avg Speed **115.125** Behind **23.043**
 Best Time **4:38.341** Best Speed **116.016** On **2** Gp **a**

Lap	Lap Time	Lap Speed	Sector 1	Sector 2	Sector 3	Speed Trap
1	4:38.506	114.138		1:29.085	1:05.917	175.3
2	4:38.341	116.016	2:04.746	1:27.971	1:05.624	165.8
3	4:38.911	115.779	2:04.029	1:28.834	1:06.048	164.2
4	4:41.845	114.574	2:05.782	1:29.590	1:06.473	159.9
<i>Ideal</i>	<i>4:37.624</i>	<i>116.316</i>	<i>2:04.029</i>	<i>1:27.971</i>	<i>1:05.624</i>	<i>175.3</i>

10 23 Kevin KEYES

Total Time **18:54.372** Avg Speed **113.423** Behind **39.812**
 Best Time **4:43.339** Best Speed **113.969** On **4** Gp **a**

Lap	Lap Time	Lap Speed	Sector 1	Sector 2	Sector 3	Speed Trap
1	4:41.045	113.106		1:29.023	1:07.036	171.3
2	4:44.319	113.577	2:06.430	1:30.150	1:07.739	170.0
3	4:45.669	113.040	2:07.642	1:30.333	1:07.694	162.6
4	4:43.339	113.969	2:06.553	1:29.792	1:06.994	165.4
<i>Ideal</i>	<i>4:42.447</i>	<i>114.329</i>	<i>2:06.430</i>	<i>1:29.023</i>	<i>1:06.994</i>	<i>171.3</i>

11 15 Nathan HARRISON

Total Time **18:57.769** Avg Speed **113.084** Behind **43.209**
 Best Time **4:44.601** Best Speed **113.464** On **2** Gp **a**

Lap	Lap Time	Lap Speed	Sector 1	Sector 2	Sector 3	Speed Trap
1	4:43.297	112.207		1:30.647	1:06.832	166.2
2	4:44.601	113.464	2:07.091	1:30.425	1:07.085	169.6
3	4:44.975	113.315	2:07.418	1:30.583	1:06.974	163.4
4	4:44.896	113.347	2:07.001	1:30.605	1:07.290	162.6
<i>Ideal</i>	<i>4:44.258</i>	<i>113.601</i>	<i>2:07.001</i>	<i>1:30.425</i>	<i>1:06.832</i>	<i>169.6</i>

12 384 Mauro PONCINI

Total Time **19:09.492** Avg Speed **111.931** Behind **54.932**
 Best Time **4:46.982** Best Speed **112.523** On **2** Gp **a**

Lap	Lap Time	Lap Speed	Sector 1	Sector 2	Sector 3	Speed Trap
1	4:45.287	111.425		1:31.016	1:07.402	169.2
2	4:46.982	112.523	2:07.690	1:31.386	1:07.906	162.6
3	4:49.261	111.636	2:09.753	1:31.880	1:07.628	159.6
4	4:47.962	112.140	2:08.700	1:31.693	1:07.569	158.8
<i>Ideal</i>	<i>4:46.108</i>	<i>112.866</i>	<i>2:07.690</i>	<i>1:31.016</i>	<i>1:07.402</i>	<i>169.2</i>

Race Classification

Position

13 **39 Allann VENTER**
 Total Time **19:18.246** Avg Speed **111.085** Behind **1:03.686**
 Best Time **4:49.286** Best Speed **111.627** On **4** Gp **b**

Lap	Lap Time	Lap Speed	Sector 1	Sector 2	Sector 3	Speed Trap
1	4:47.692	110.493		1:33.234	1:09.101	164.6
2	4:51.267	110.867	2:09.880	1:32.428	1:08.959	162.6
3	4:50.001	111.351	2:08.641	1:32.729	1:08.631	163.0
4	4:49.286	111.627	2:08.886	1:32.238	1:08.162	161.5
<i>Ideal</i>	<i>4:49.041</i>	<i>111.721</i>	<i>2:08.641</i>	<i>1:32.238</i>	<i>1:08.162</i>	<i>164.6</i>

14 20 Andrea MAJOLA

Total Time **19:32.779** Avg Speed **109.709** Behind **1:18.219**
 Best Time **4:52.195** Best Speed **110.515** On **3** Gp **b**

Lap	Lap Time	Lap Speed	Sector 1	Sector 2	Sector 3	Speed Trap
1	4:53.284	108.386		1:32.372	1:10.851	161.5
2	4:54.491	109.654	2:12.082	1:33.127	1:09.282	159.2
3	4:52.195	110.515	2:10.579	1:32.772	1:08.844	161.9
4	4:52.809	110.283	2:10.800	1:32.468	1:09.541	158.8
<i>Ideal</i>	<i>4:51.795</i>	<i>110.667</i>	<i>2:10.579</i>	<i>1:32.372</i>	<i>1:08.844</i>	<i>161.9</i>

15 222 Michael GAHAN

Total Time **19:35.327** Avg Speed **109.471** Behind **1:20.767**
 Best Time **4:51.994** Best Speed **110.591** On **4** Gp **b**

Lap	Lap Time	Lap Speed	Sector 1	Sector 2	Sector 3	Speed Trap
1	4:52.700	108.603		1:32.873	1:09.442	160.3
2	4:55.603	109.241	2:12.174	1:34.170	1:09.259	161.5
3	4:55.030	109.453	2:11.882	1:33.569	1:09.579	163.4
4	4:51.994	110.591	2:10.853	1:32.560	1:08.581	159.2
<i>Ideal</i>	<i>4:51.994</i>	<i>110.591</i>	<i>2:10.853</i>	<i>1:32.560</i>	<i>1:08.581</i>	<i>163.4</i>

16 52 Jamie CRINGLE

Total Time **19:35.834** Avg Speed **109.424** Behind **1:21.274**
 Best Time **4:51.876** Best Speed **110.636** On **4** Gp **b**

Lap	Lap Time	Lap Speed	Sector 1	Sector 2	Sector 3	Speed Trap
1	4:54.250	108.031		1:33.504	1:09.714	164.2
2	4:55.319	109.346	2:11.831	1:34.086	1:09.402	156.2
3	4:54.389	109.692	2:11.306	1:33.372	1:09.711	162.6
4	4:51.876	110.636	2:10.506	1:32.600	1:08.770	162.6
<i>Ideal</i>	<i>4:51.876</i>	<i>110.636</i>	<i>2:10.506</i>	<i>1:32.600</i>	<i>1:08.770</i>	<i>164.2</i>

SUPERSPORT

Race 3 – Tides Restaurant Supersport

Saturday, 10 May 2025

DETAILED SECTOR ANALYSIS

Race Classification

Position

17 14 Ilja CALJOUW

Total Time **19:36.299** Avg Speed **109.380** Behind **1:21.739**
 Best Time **4:52.659** Best Speed **110.340** On **4** Gp **b**

Lap	Lap Time	Lap Speed	Sector 1	Sector 2	Sector 3	Speed Trap
1	4:53.600	108.270		1:33.213	1:09.577	156.9
2	4:55.222	109.382	2:12.172	1:33.685	1:09.365	157.7
3	4:54.818	109.532	2:11.793	1:32.793	1:10.232	162.6
4	4:52.659	110.340	2:11.554	1:32.185	1:08.920	158.8
<i>Ideal</i>	<i>4:52.659</i>	<i>110.340</i>	<i>2:11.554</i>	<i>1:32.185</i>	<i>1:08.920</i>	<i>162.6</i>

Race Classification

Position

21 69 Yann GALLI

Total Time **19:52.384** Avg Speed **107.905** Behind **1:37.824**
 Best Time **4:57.104** Best Speed **108.689** On **3** Gp **b**

Lap	Lap Time	Lap Speed	Sector 1	Sector 2	Sector 3	Speed Trap
1	4:59.579	106.109		1:35.532	1:10.890	160.7
2	4:58.167	108.302	2:14.069	1:33.710	1:10.388	160.3
3	4:57.104	108.689	2:13.061	1:34.457	1:09.586	164.6
4	4:57.534	108.532	2:13.114	1:34.208	1:10.212	160.3
<i>Ideal</i>	<i>4:56.357</i>	<i>108.963</i>	<i>2:13.061</i>	<i>1:33.710</i>	<i>1:09.586</i>	<i>164.6</i>

18 40 Rhys HARDISTY

Total Time **19:37.388** Avg Speed **109.279** Behind **1:22.828**
 Best Time **4:53.046** Best Speed **110.194** On **4** Gp **b**

Lap	Lap Time	Lap Speed	Sector 1	Sector 2	Sector 3	Speed Trap
1	4:56.220	107.312		1:34.187	1:10.159	161.1
2	4:53.972	109.847	2:11.013	1:33.436	1:09.523	165.4
3	4:54.150	109.781	2:10.942	1:33.640	1:09.568	159.2
4	4:53.046	110.194	2:10.492	1:33.701	1:08.853	163.4
<i>Ideal</i>	<i>4:52.781</i>	<i>110.294</i>	<i>2:10.492</i>	<i>1:33.436</i>	<i>1:08.853</i>	<i>165.4</i>

22 73 David BROOK

Total Time **19:53.489** Avg Speed **107.805** Behind **1:38.929**
 Best Time **4:57.242** Best Speed **108.639** On **2** Gp **b**

Lap	Lap Time	Lap Speed	Sector 1	Sector 2	Sector 3	Speed Trap
1	4:59.217	106.237		1:33.869	1:11.303	165.4
2	4:57.242	108.639	2:12.873	1:33.994	1:10.375	158.1
3	4:58.160	108.304	2:12.491	1:34.273	1:11.396	157.7
4	4:58.870	108.047	2:12.889	1:35.155	1:10.826	154.1
<i>Ideal</i>	<i>4:56.735</i>	<i>108.824</i>	<i>2:12.491</i>	<i>1:33.869</i>	<i>1:10.375</i>	<i>165.4</i>

19 10 James CHAWKE

Total Time **19:38.440** Avg Speed **109.182** Behind **1:23.880**
 Best Time **4:52.758** Best Speed **110.303** On **3** Gp **b**

Lap	Lap Time	Lap Speed	Sector 1	Sector 2	Sector 3	Speed Trap
1	4:56.889	107.070		1:34.690	1:10.558	160.3
2	4:55.029	109.454	2:11.781	1:33.379	1:09.869	158.8
3	4:52.758	110.303	2:10.459	1:33.309	1:08.990	165.0
4	4:53.764	109.925	2:11.747	1:32.780	1:09.237	162.6
<i>Ideal</i>	<i>4:52.229</i>	<i>110.502</i>	<i>2:10.459</i>	<i>1:32.780</i>	<i>1:08.990</i>	<i>165.0</i>

23 19 Wayne BOURGEOIS

Total Time **19:55.145** Avg Speed **107.656** Behind **1:40.585**
 Best Time **4:56.616** Best Speed **108.868** On **2** Gp **b**

Lap	Lap Time	Lap Speed	Sector 1	Sector 2	Sector 3	Speed Trap
1	5:00.778	105.686		1:33.743	1:10.852	169.6
2	4:56.616	108.868	2:12.656	1:33.343	1:10.617	168.3
3	4:58.917	108.030	2:13.189	1:34.545	1:11.183	168.3
4	4:58.834	108.060	2:12.583	1:35.057	1:11.194	168.7
<i>Ideal</i>	<i>4:56.543</i>	<i>108.895</i>	<i>2:12.583</i>	<i>1:33.343</i>	<i>1:10.617</i>	<i>169.6</i>

20 35 Daniel INGHAM

Total Time **19:38.953** Avg Speed **109.134** Behind **1:24.393**
 Best Time **4:53.831** Best Speed **109.900** On **4** Gp **b**

Lap	Lap Time	Lap Speed	Sector 1	Sector 2	Sector 3	Speed Trap
1	4:54.712	107.861		1:33.625	1:09.716	159.9
2	4:56.079	109.065	2:12.184	1:34.505	1:09.390	164.2
3	4:54.331	109.713	2:11.351	1:34.202	1:08.778	165.0
4	4:53.831	109.900	2:11.105	1:33.436	1:09.290	162.2
<i>Ideal</i>	<i>4:53.319</i>	<i>110.092</i>	<i>2:11.105</i>	<i>1:33.436</i>	<i>1:08.778</i>	<i>165.0</i>

24 44 Liam CHAWKE

Total Time **20:24.129** Avg Speed **105.107** Behind **2:09.569**
 Best Time **5:05.032** Best Speed **105.864** On **2** Gp **b**

Lap	Lap Time	Lap Speed	Sector 1	Sector 2	Sector 3	Speed Trap
1	5:03.023	104.903		1:36.541	1:11.857	165.4
2	5:05.032	105.864	2:15.370	1:36.781	1:12.881	158.8
3	5:06.446	105.376	2:16.351	1:37.629	1:12.466	158.4
4	5:09.628	104.293	2:17.440	1:38.735	1:13.453	155.9
<i>Ideal</i>	<i>5:03.768</i>	<i>106.305</i>	<i>2:15.370</i>	<i>1:36.541</i>	<i>1:11.857</i>	<i>165.4</i>

SUPERSPORT

Race 3 – Tides Restaurant Supersport

Saturday, 10 May 2025

DETAILED SECTOR ANALYSIS

Race Classification

Position

25 26 Dennis BOOTH

Total Time **20:28.241** Avg Speed **104.755** Behind **2:13.681**
 Best Time **5:05.184** Best Speed **105.812** On **3** Gp **b**

Lap	Lap Time	Lap Speed	Sector 1	Sector 2	Sector 3	Speed Trap
1	5:10.410	102.406		1:37.355	1:14.658	160.3
2	5:07.094	105.153	2:17.404	1:37.224	1:12.466	157.7
3	5:05.184	105.812	2:15.952	1:36.238	1:12.994	160.3
4	5:05.553	105.684	2:16.302	1:37.086	1:12.165	158.8
<i>Ideal</i>	<i>5:04.355</i>	<i>106.100</i>	<i>2:15.952</i>	<i>1:36.238</i>	<i>1:12.165</i>	<i>160.3</i>

26 93 Paul CRANSTON

Total Time **20:28.468** Avg Speed **104.735** Behind **2:13.908**
 Best Time **5:06.520** Best Speed **105.350** On **4** Gp **b**

Lap	Lap Time	Lap Speed	Sector 1	Sector 2	Sector 3	Speed Trap
1	5:06.742	103.631		1:38.112	1:12.987	157.3
2	5:07.703	104.945	2:17.209	1:37.523	1:12.971	153.0
3	5:07.503	105.014	2:17.163	1:37.382	1:12.958	154.1
4	5:06.520	105.350	2:17.274	1:37.229	1:12.017	155.5
<i>Ideal</i>	<i>5:06.409</i>	<i>105.389</i>	<i>2:17.163</i>	<i>1:37.229</i>	<i>1:12.017</i>	<i>157.3</i>

27 43 Stephen DEGNAN

Total Time **20:42.114** Avg Speed **103.585** Behind **2:27.554**
 Best Time **5:08.800** Best Speed **104.573** On **4** Gp **b**

Lap	Lap Time	Lap Speed	Sector 1	Sector 2	Sector 3	Speed Trap
1	5:11.839	101.937		1:38.488	1:15.309	161.1
2	5:10.793	103.902	2:17.584	1:38.142	1:15.067	156.9
3	5:10.682	103.939	2:18.606	1:37.568	1:14.508	154.1
4	5:08.800	104.573	2:17.592	1:37.018	1:14.190	154.4
<i>Ideal</i>	<i>5:08.792</i>	<i>104.575</i>	<i>2:17.584</i>	<i>1:37.018</i>	<i>1:14.190</i>	<i>161.1</i>

28 90 Craig KENNELLY

Total Time **20:43.475** Avg Speed **103.471** Behind **2:28.915**
 Best Time **5:10.569** Best Speed **103.977** On **3** Gp **b**

Lap	Lap Time	Lap Speed	Sector 1	Sector 2	Sector 3	Speed Trap
1	5:09.194	102.809		1:37.339	1:14.646	162.2
2	5:12.939	103.189	2:19.639	1:38.313	1:14.987	148.6
3	5:10.569	103.977	2:18.679	1:37.544	1:14.346	158.1
4	5:10.773	103.909	2:17.912	1:38.394	1:14.467	157.3
<i>Ideal</i>	<i>5:09.597</i>	<i>104.303</i>	<i>2:17.912</i>	<i>1:37.339</i>	<i>1:14.346</i>	<i>162.2</i>

Race Classification

Position

29 75 Austen WEBSTER

Total Time **21:01.507** Avg Speed **101.992** Behind **2:46.947**
 Best Time **5:14.216** Best Speed **102.770** On **2** Gp **b**

Lap	Lap Time	Lap Speed	Sector 1	Sector 2	Sector 3	Speed Trap
1	5:14.435	101.096		1:40.257	1:13.527	149.3
2	5:14.216	102.770	2:19.712	1:40.589	1:13.915	149.0
3	5:15.882	102.228	2:21.444	1:40.151	1:14.287	147.3
4	5:16.974	101.876	2:22.322	1:40.726	1:13.926	144.8
<i>Ideal</i>	<i>5:13.390</i>	<i>103.041</i>	<i>2:19.712</i>	<i>1:40.151</i>	<i>1:13.527</i>	<i>149.3</i>

Not Classified

Position

DNF 11 Conor CUMMINS

Total Time **14:20.311** Avg Speed **112.020** Behind
 Best Time **4:41.518** Best Speed **114.707** On **2** Gp **a**

Lap	Lap Time	Lap Speed	Sector 1	Sector 2	Sector 3	Speed Trap
1	4:44.073	111.901		1:32.073	1:06.578	171.3
2	4:41.518	114.707	2:05.745	1:29.392	1:06.381	169.2
3	4:44.720	113.417	2:06.916	1:31.108	1:06.696	164.2
<i>Ideal</i>	<i>4:41.518</i>	<i>114.707</i>	<i>2:05.745</i>	<i>1:29.392</i>	<i>1:06.381</i>	<i>171.3</i>

DNF 56 Adam McLEAN

Total Time **9:18.928** Avg Speed **114.648** Behind
 Best Time **4:38.808** Best Speed **115.822** On **2** Gp **a**

Lap	Lap Time	Lap Speed	Sector 1	Sector 2	Sector 3	Speed Trap
1	4:40.120	113.480		1:29.127	1:06.837	170.9
2	4:38.808	115.822	2:04.694	1:28.340	1:05.774	169.2
<i>Ideal</i>	<i>4:38.808</i>	<i>115.822</i>	<i>2:04.694</i>	<i>1:28.340</i>	<i>1:05.774</i>	<i>170.9</i>

DNF 30 Jonathan GOETSCHY

Total Time **9:59.029** Avg Speed **106.973** Behind
 Best Time **5:15.222** Best Speed **102.442** On **2** Gp **a**

Lap	Lap Time	Lap Speed	Sector 1	Sector 2	Sector 3	Speed Trap
1	4:43.807	112.006		1:31.722	1:07.426	179.1
2	5:15.222	102.442	2:05.681	1:39.528		170.9
<i>Ideal</i>	<i>4:44.829</i>	<i>113.373</i>	<i>2:05.681</i>	<i>1:31.722</i>	<i>1:07.426</i>	<i>179.1</i>

Not Classified

Position

DNF 18 Michael EVANS

Total Time **4:39.861** Avg Speed **113.585** Behind

Best Time Best Speed On Gp **a**

Lap	Lap Time	Lap Speed	Sector 1	Sector 2	Sector 3	Speed Trap
1	4:39.861	113.585		1:29.527	1:07.063	176.3
<i>Ideal</i>	<i>0.000</i>	<i>0.000</i>		<i>1:29.527</i>	<i>1:07.063</i>	<i>176.3</i>

DNF 65 Michael SWEENEY

Total Time **4:40.431** Avg Speed **113.354** Behind

Best Time Best Speed On Gp **a**

Lap	Lap Time	Lap Speed	Sector 1	Sector 2	Sector 3	Speed Trap
1	4:40.431	113.354		1:29.940	1:06.562	173.5
<i>Ideal</i>	<i>0.000</i>	<i>0.000</i>		<i>1:29.940</i>	<i>1:06.562</i>	<i>173.5</i>

DNF 88 Sean McTAGGART

Total Time **5:13.096** Avg Speed **101.528** Behind

Best Time Best Speed On Gp **b**

Lap	Lap Time	Lap Speed	Sector 1	Sector 2	Sector 3	Speed Trap
1	5:13.096	101.528		1:37.048		157.7
<i>Ideal</i>	<i>0.000</i>	<i>0.000</i>		<i>1:37.048</i>		<i>157.7</i>

SUPERSPORT

Race 3 – Tides Restaurant Supersport

LAP CHART

1

No	Name	Gp	Time of Day	Lap Time
3	Dean HARRISON	a	14:30:56.016	4:31.421
47	Richard COOPER	a	14:30:56.457	4:31.862
1	Davey TODD	a	14:30:56.693	4:32.098
6	Michael DUNLOP	a	14:30:57.380	4:32.785
22	Paul JORDAN	a	14:30:59.178	4:34.583
666	Peter HICKMAN	a	14:31:02.640	4:38.045
12	Ian HUTCHINSON	a	14:31:03.101	4:38.506
34	Alastair SEELEY	a	14:31:03.257	4:38.662
7	Josh BROOKES	a	14:31:03.894	4:39.299
18	Michael EVANS	a	14:31:04.456	4:39.861
56	Adam McLEAN	a	14:31:04.715	4:40.120
65	Michael SWEENEY	a	14:31:05.026	4:40.431
23	Kevin KEYES	a	14:31:05.640	4:41.045
15	Nathan HARRISON	a	14:31:07.892	4:43.297
30	Jonathan GOETSCHY	a	14:31:08.402	4:43.807
11	Conor CUMMINS	a	14:31:08.668	4:44.073
384	Mauro PONCINI	a	14:31:09.882	4:45.287
39	Allann VENTER	b	14:31:12.287	4:47.692
222	Michael GAHAN	b	14:31:17.295	4:52.700
20	Andrea MAJOLA	b	14:31:17.879	4:53.284
14	Ilja CALJOUW	b	14:31:18.195	4:53.600
52	Jamie CRINGLE	b	14:31:18.845	4:54.250
35	Daniel INGHAM	b	14:31:19.307	4:54.712
40	Rhys HARDISTY	b	14:31:20.815	4:56.220
10	James CHAWKE	b	14:31:21.484	4:56.889
73	David BROOK	b	14:31:23.812	4:59.217
69	Yann GALLI	b	14:31:24.174	4:59.579
19	Wayne BOURGEOIS	b	14:31:25.373	5:00.778
44	Liam CHAWKE	b	14:31:27.618	5:03.023
93	Paul CRANSTON	b	14:31:31.337	5:06.742
90	Craig KENNELLY	b	14:31:33.789	5:09.194
26	Dennis BOOTH	b	14:31:35.005	5:10.410
43	Stephen DEGNAN	b	14:31:36.434	5:11.839
88	Sean McTAGGART	b	14:31:37.691	5:13.096
75	Austen WEBSTER	b	14:31:39.030	5:14.435

2

No	Name	Gp	Time of Day	Lap Time
3	Dean HARRISON	a	14:35:31.632	4:35.616
47	Richard COOPER	a	14:35:32.086	4:35.629
1	Davey TODD	a	14:35:32.665	4:35.972
6	Michael DUNLOP	a	14:35:32.864	4:35.484
666	Peter HICKMAN	a	14:35:37.389	4:34.749
22	Paul JORDAN	a	14:35:37.803	4:38.625
34	Alastair SEELEY	a	14:35:38.327	4:35.070
7	Josh BROOKES	a	14:35:41.169	4:37.275
12	Ian HUTCHINSON	a	14:35:41.442	4:38.341
56	Adam McLEAN	a	14:35:43.523	4:38.808
23	Kevin KEYES	a	14:35:49.959	4:44.319
11	Conor CUMMINS	a	14:35:50.186	4:41.518
15	Nathan HARRISON	a	14:35:52.493	4:44.601
384	Mauro PONCINI	a	14:35:56.864	4:46.982
39	Allann VENTER	b	14:36:03.554	4:51.267
20	Andrea MAJOLA	b	14:36:12.370	4:54.491
222	Michael GAHAN	b	14:36:12.898	4:55.603
14	Ilja CALJOUW	b	14:36:13.417	4:55.222
52	Jamie CRINGLE	b	14:36:14.164	4:55.319
40	Rhys HARDISTY	b	14:36:14.787	4:53.972
35	Daniel INGHAM	b	14:36:15.386	4:56.079
10	James CHAWKE	b	14:36:16.513	4:55.029
73	David BROOK	b	14:36:21.054	4:57.242
19	Wayne BOURGEOIS	b	14:36:21.989	4:56.616
69	Yann GALLI	b	14:36:22.341	4:58.167
30	Jonathan GOETSCHY	a	14:36:23.624	5:15.222
44	Liam CHAWKE	b	14:36:32.650	5:05.032
93	Paul CRANSTON	b	14:36:39.040	5:07.703
26	Dennis BOOTH	b	14:36:42.099	5:07.094
90	Craig KENNELLY	b	14:36:46.728	5:12.939
43	Stephen DEGNAN	b	14:36:47.227	5:10.793
75	Austen WEBSTER	b	14:36:53.246	5:14.216

3

No	Name	Gp	Time of Day	Lap Time
3	Dean HARRISON	a	14:40:05.254	4:33.622
47	Richard COOPER	a	14:40:05.656	4:33.570
6	Michael DUNLOP	a	14:40:05.796	4:32.932
1	Davey TODD	a	14:40:10.439	4:37.774
666	Peter HICKMAN	a	14:40:12.942	4:35.553
34	Alastair SEELEY	a	14:40:14.084	4:35.757
22	Paul JORDAN	a	14:40:15.184	4:37.381
7	Josh BROOKES	a	14:40:17.097	4:35.928
12	Ian HUTCHINSON	a	14:40:20.353	4:38.911
11	Conor CUMMINS	a	14:40:34.906	4:44.720
23	Kevin KEYES	a	14:40:35.628	4:45.669
15	Nathan HARRISON	a	14:40:37.468	4:44.975
384	Mauro PONCINI	a	14:40:46.125	4:49.261
39	Allann VENTER	b	14:40:53.555	4:50.001
20	Andrea MAJOLA	b	14:41:04.565	4:52.195
222	Michael GAHAN	b	14:41:07.928	4:55.030
14	Ilja CALJOUW	b	14:41:08.235	4:54.818
52	Jamie CRINGLE	b	14:41:08.553	4:54.389
40	Rhys HARDISTY	b	14:41:08.937	4:54.150
10	James CHAWKE	b	14:41:09.271	4:52.758
35	Daniel INGHAM	b	14:41:09.717	4:54.331
73	David BROOK	b	14:41:19.214	4:58.160
69	Yann GALLI	b	14:41:19.445	4:57.104
19	Wayne BOURGEOIS	b	14:41:20.906	4:58.917
44	Liam CHAWKE	b	14:41:39.096	5:06.446
93	Paul CRANSTON	b	14:41:46.543	5:07.503
26	Dennis BOOTH	b	14:41:47.283	5:05.184
90	Craig KENNELLY	b	14:41:57.297	5:10.569
43	Stephen DEGNAN	b	14:41:57.909	5:10.682
75	Austen WEBSTER	b	14:42:09.128	5:15.882

SUPERSPORT

Race 3 – Tides Restaurant Supersport

LAP CHART

4

No	Name	Gp	Time of Day	Lap Time
47	Richard COOPER	a	14:44:39.155	4:33.499
3	Dean HARRISON	a	14:44:39.295	4:34.041
6	Michael DUNLOP	a	14:44:39.449	4:33.653
1	Davey TODD	a	14:44:50.217	4:39.778
666	Peter HICKMAN	a	14:44:50.444	4:37.502
34	Alastair SEELEY	a	14:44:50.638	4:36.554
7	Josh BROOKES	a	14:44:50.921	4:33.824
22	Paul JORDAN	a	14:44:51.261	4:36.077
12	Ian HUTCHINSON	a	14:45:02.198	4:41.845
23	Kevin KEYES	a	14:45:18.967	4:43.339
15	Nathan HARRISON	a	14:45:22.364	4:44.896
384	Mauro PONCINI	a	14:45:34.087	4:47.962
39	Allann VENTER	b	14:45:42.841	4:49.286
20	Andrea MAJOLA	b	14:45:57.374	4:52.809
222	Michael GAHAN	b	14:45:59.922	4:51.994
52	Jamie CRINGLE	b	14:46:00.429	4:51.876
14	Ilja CALJOUW	b	14:46:00.894	4:52.659
40	Rhys HARDISTY	b	14:46:01.983	4:53.046
10	James CHAWKE	b	14:46:03.035	4:53.764
35	Daniel INGHAM	b	14:46:03.548	4:53.831
69	Yann GALLI	b	14:46:16.979	4:57.534
73	David BROOK	b	14:46:18.084	4:58.870
19	Wayne BOURGEOIS	b	14:46:19.740	4:58.834
44	Liam CHAWKE	b	14:46:48.724	5:09.628
26	Dennis BOOTH	b	14:46:52.836	5:05.553
93	Paul CRANSTON	b	14:46:53.063	5:06.520
43	Stephen DEGNAN	b	14:47:06.709	5:08.800
90	Craig KENNELLY	b	14:47:08.070	5:10.773
75	Austen WEBSTER	b	14:47:26.102	5:16.974

SECTOR 1			SECTOR 2		SECTOR 3		IDEAL / BEST								
FINISH - BALLYALLY			BALLYALLY - METROPOLE		METROPOLE - FINISH		COMPARISON								
Pos	No	Name	Time	No	Name	Time	Pos	No	Name	Ideal Time	Best Time	Diff			
1	6	Michael DUNLOP	2:01.130	47	Richard COOPER	1:26.154	666	Peter HICKMAN	1:04.359	1	6	Michael DUNLOP	4:32.509	4:32.932	0.423
2	47	Richard COOPER	2:01.271	3	Dean HARRISON	1:26.474	3	Dean HARRISON	1:04.633	2	47	Richard COOPER	4:32.862	4:33.499	0.637
3	7	Josh BROOKES	2:01.519	6	Michael DUNLOP	1:26.616	1	Davey TODD	1:04.669	3	3	Dean HARRISON	4:33.030	4:33.622	0.592
4	3	Dean HARRISON	2:01.923	7	Josh BROOKES	1:26.912	6	Michael DUNLOP	1:04.763	4	7	Josh BROOKES	4:33.824	4:33.824	0.000
5	1	Davey TODD	2:02.412	666	Peter HICKMAN	1:27.259	22	Paul JORDAN	1:05.005	5	666	Peter HICKMAN	4:34.208	4:34.749	0.541
6	34	Alastair SEELEY	2:02.449	34	Alastair SEELEY	1:27.326	34	Alastair SEELEY	1:05.196	6	34	Alastair SEELEY	4:34.971	4:35.070	0.099
7	666	Peter HICKMAN	2:02.590	1	Davey TODD	1:27.417	7	Josh BROOKES	1:05.393	7	1	Davey TODD	4:34.498	4:35.972	1.474
8	22	Paul JORDAN	2:02.926	22	Paul JORDAN	1:27.922	47	Richard COOPER	1:05.437	8	22	Paul JORDAN	4:35.853	4:36.077	0.224
9	12	Ian HUTCHINSON	2:04.029	12	Ian HUTCHINSON	1:27.971	12	Ian HUTCHINSON	1:05.624	9	12	Ian HUTCHINSON	4:37.624	4:38.341	0.717
10	56	Adam McLEAN	2:04.694	56	Adam McLEAN	1:28.340	56	Adam McLEAN	1:05.774	10	56	Adam McLEAN	4:38.808	4:38.808	0.000
11	30	Jonathan GOETSCHY	2:05.681	23	Kevin KEYES	1:29.023	11	Conor CUMMINS	1:06.381	11	11	Conor CUMMINS	4:41.518	4:41.518	0.000
12	11	Conor CUMMINS	2:05.745	11	Conor CUMMINS	1:29.392	65	Michael SWEENEY	1:06.562	12	23	Kevin KEYES	4:42.447	4:43.339	0.892
13	23	Kevin KEYES	2:06.430	18	Michael EVANS	1:29.527	15	Nathan HARRISON	1:06.832	13	15	Nathan HARRISON	4:44.258	4:44.601	0.343
14	15	Nathan HARRISON	2:07.001	65	Michael SWEENEY	1:29.940	23	Kevin KEYES	1:06.994	14	384	Mauro PONCINI	4:46.108	4:46.982	0.874
15	384	Mauro PONCINI	2:07.690	15	Nathan HARRISON	1:30.425	18	Michael EVANS	1:07.063	15	39	Allann VENTER	4:49.041	4:49.286	0.245
16	39	Allann VENTER	2:08.641	384	Mauro PONCINI	1:31.016	384	Mauro PONCINI	1:07.402	16	52	Jamie CRINGLE	4:51.876	4:51.876	0.000
17	10	James CHAWKE	2:10.459	30	Jonathan GOETSCHY	1:31.722	30	Jonathan GOETSCHY	1:07.426	17	222	Michael GAHAN	4:51.994	4:51.994	0.000
18	40	Rhys HARDISTY	2:10.492	14	Ilja CALJOUW	1:32.185	39	Allann VENTER	1:08.162	18	20	Andrea MAJOLA	4:51.795	4:52.195	0.400
19	52	Jamie CRINGLE	2:10.506	39	Allann VENTER	1:32.238	222	Michael GAHAN	1:08.581	19	14	Ilja CALJOUW	4:52.659	4:52.659	0.000
20	20	Andrea MAJOLA	2:10.579	20	Andrea MAJOLA	1:32.372	52	Jamie CRINGLE	1:08.770	20	10	James CHAWKE	4:52.229	4:52.758	0.529
21	222	Michael GAHAN	2:10.853	222	Michael GAHAN	1:32.560	35	Daniel INGHAM	1:08.778	21	40	Rhys HARDISTY	4:52.781	4:53.046	0.265
22	35	Daniel INGHAM	2:11.105	52	Jamie CRINGLE	1:32.600	20	Andrea MAJOLA	1:08.844	22	35	Daniel INGHAM	4:53.319	4:53.831	0.512
23	14	Ilja CALJOUW	2:11.554	10	James CHAWKE	1:32.780	40	Rhys HARDISTY	1:08.853	23	19	Wayne BOURGEOIS	4:56.543	4:56.616	0.073
24	73	David BROOK	2:12.491	19	Wayne BOURGEOIS	1:33.343	14	Ilja CALJOUW	1:08.920	24	69	Yann GALLI	4:56.357	4:57.104	0.747
25	19	Wayne BOURGEOIS	2:12.583	35	Daniel INGHAM	1:33.436	10	James CHAWKE	1:08.990	25	73	David BROOK	4:56.735	4:57.242	0.507
26	69	Yann GALLI	2:13.061	40	Rhys HARDISTY	1:33.436	69	Yann GALLI	1:09.586	26	44	Liam CHAWKE	5:03.768	5:05.032	1.264
27	44	Liam CHAWKE	2:15.370	69	Yann GALLI	1:33.710	73	David BROOK	1:10.375	27	26	Dennis BOOTH	5:04.355	5:05.184	0.829
28	26	Dennis BOOTH	2:15.952	73	David BROOK	1:33.869	19	Wayne BOURGEOIS	1:10.617	28	93	Paul CRANSTON	5:06.409	5:06.520	0.111
29	93	Paul CRANSTON	2:17.163	26	Dennis BOOTH	1:36.238	44	Liam CHAWKE	1:11.857	29	43	Stephen DEGNAN	5:08.792	5:08.800	0.008
30	43	Stephen DEGNAN	2:17.584	44	Liam CHAWKE	1:36.541	93	Paul CRANSTON	1:12.017	30	90	Craig KENNELLY	5:09.597	5:10.569	0.972
31	90	Craig KENNELLY	2:17.912	43	Stephen DEGNAN	1:37.018	26	Dennis BOOTH	1:12.165	31	75	Austen WEBSTER	5:13.390	5:14.216	0.826
32	75	Austen WEBSTER	2:19.712	88	Sean McTAGGART	1:37.048	75	Austen WEBSTER	1:13.527	32	30	Jonathan GOETSCHY	4:44.829	5:15.222	30.393
				93	Paul CRANSTON	1:37.229	43	Stephen DEGNAN	1:14.190						
				90	Craig KENNELLY	1:37.339	90	Craig KENNELLY	1:14.346						
				75	Austen WEBSTER	1:40.151									

Class No/Name **Fastest** Lap 1 Lap 2 Lap 3 Lap 4 Lap 5 Lap 6 Lap 7 Lap 8 Lap 9 Lap 10 Lap 11 Lap 12

SSP

SSP	30	Jonathan GOETSCHY	179.1	<u>179.1</u>	170.9									
SSP	3	Dean HARRISON	177.7	168.7	170.0	175.3	<u>177.7</u>							
SSP	18	Michael EVANS	176.3	<u>176.3</u>										
SSP	7	Josh BROOKES	176.3	<u>176.3</u>	172.6	172.6	174.4							
SSP	6	Michael DUNLOP	175.8	167.9	165.4	174.4	<u>175.8</u>							
SSP	12	Ian HUTCHINSON	175.3	<u>175.3</u>	165.8	164.2	159.9							
SSP	22	Paul JORDAN	174.9	<u>174.9</u>	167.1	169.6	170.0							
SSP	65	Michael SWEENEY	173.5	<u>173.5</u>										
SSP	1	Davey TODD	172.6	168.3	167.9	<u>172.6</u>	168.3							
SSP	34	Alastair SEELEY	171.8	170.0	168.7	<u>171.8</u>	166.7							
SSP	11	Conor CUMMINS	171.3	<u>171.3</u>	169.2	164.2								
SSP	23	Kevin KEYES	171.3	<u>171.3</u>	170.0	162.6	165.4							
SSP	47	Richard COOPER	170.9	169.2	167.9	<u>170.9</u>	170.0							
SSP	56	Adam McLEAN	170.9	<u>170.9</u>	169.2									
SSP	19	Wayne BOURGEOIS	169.6	<u>169.6</u>	168.3	168.3	168.7							
SSP	15	Nathan HARRISON	169.6	166.2	<u>169.6</u>	163.4	162.6							
SSP	666	Peter HICKMAN	169.6	167.1	<u>169.6</u>	166.2	168.7							
SSP	384	Mauro PONCINI	169.2	<u>169.2</u>	162.6	159.6	158.8							
SSP	73	David BROOK	165.4	<u>165.4</u>	158.1	157.7	154.1							
SSP	44	Liam CHAWKE	165.4	<u>165.4</u>	158.8	158.4	155.9							
SSP	40	Rhys HARDISTY	165.4	161.1	<u>165.4</u>	159.2	163.4							
SSP	35	Daniel INGHAM	165.0	159.9	164.2	<u>165.0</u>	162.2							
SSP	10	James CHAWKE	165.0	160.3	158.8	<u>165.0</u>	162.6							
SSP	39	Allann VENTER	164.6	<u>164.6</u>	162.6	163.0	161.5							
SSP	69	Yann GALLI	164.6	160.7	160.3	<u>164.6</u>	160.3							
SSP	52	Jamie CRINGLE	164.2	<u>164.2</u>	156.2	162.6	162.6							
SSP	222	Michael GAHAN	163.4	160.3	161.5	<u>163.4</u>	159.2							
SSP	14	Ilja CALJOUW	162.6	156.9	157.7	<u>162.6</u>	158.8							
SSP	90	Craig KENNELLY	162.2	<u>162.2</u>	148.6	158.1	157.3							
SSP	20	Andrea MAJOLA	161.9	161.5	159.2	<u>161.9</u>	158.8							
SSP	43	Stephen DEGNAN	161.1	<u>161.1</u>	156.9	154.1	154.4							
SSP	26	Dennis BOOTH	160.3	<u>160.3</u>	157.7	<u>160.3</u>	158.8							
SSP	88	Sean McTAGGART	157.7	<u>157.7</u>										
SSP	93	Paul CRANSTON	157.3	<u>157.3</u>	153.0	154.1	155.5							
SSP	75	Austen WEBSTER	149.3	<u>149.3</u>	149.0	147.3	144.8							