

BRIGGS

EQUIPMENT

NW200

Wednesday 7th – Saturday 10th May 2025

**promoted by
Coleraine & District Motor Club**

www.northwest200.org



SUPERBIKE



**Causeway
Coast & Glens
Borough Council**



**TOURISM
NORTHERN
IRELAND**



The Triangle Circuit 8.970 miles



MOST WINS at NORTH WEST 200 at the start of the meeting

Alastair Seeley	29	2008 - 23	(Supersport – 13, Superstock – 12, Superbike – 4)
Robert Dunlop	15	1986 - 06	(125 – 5, 250 – 4, 350 – 1, Superbike – 5)
Michael Rutter	14	1997 - 17	(Supertwin – 1, Supersport – 2, Prod'n/S'tock – 2, Superbike – 9)
Joey Dunlop	13	1979 - 88	(250 – 1, 500 – 1, Production 750 – 2, Superbike – 9)
Phillip McCallen	11	1991 - 97	(250 – 2, 400 – 1, Supersport – 4, Superbike – 4)
Glenn Irwin	11	2017 - 24	(Superbike – 11)
Bruce Anstey	10	2002 - 14	(Supersport – 5, Production/Superstock – 4, Superbike – 1)
Tony Rutter	9	1973 - 82	(250 – 2, 350 – 5, 500 – 1, Superbike – 1)
Ian Lougher	8	1991 - 05	(125 – 5, 250 – 1, Supersport – 1, Superstock – 1)
Steve Plater	8	2006 - 09	(Supersport – 3, Superbike – 5)
Steven Cull	6	1980 - 88	(250 – 3, 350 – 1, Superbike – 2)
John McGuinness	6	2000 - 12	(250 – 1, 400 – 1, Supersport – 1, Superbike – 3)
Davey Todd	6	2019 - 24	(Supersport – 4, Superstock – 2)
Arthur Wheeler	5	1951 - 62	(250 – 5)
Tommy Robb	5	1959 - 65	(125 – 1, 250 – 4)
John Williams	5	1974 - 77	(350 – 1, 500 – 2, Superbike – 2)
Mick Grant	5	1975 - 82	(500 – 2, Superbike – 3)
Woolsey Coulter	5	1989 - 98	(250 – 5)
Ian Simpson	5	1995 - 98	(Supersport – 1, Production – 1, Superbike – 3)
Ryan Farquhar	5	2003 - 15	(Supertwin – 2, Supersport – 3)
Michael Dunlop	5	2008 - 16	(250 – 1, Supersport – 1, Superstock – 1, Superbike – 2)
Lee Johnston	5	2014 - 22	(Supertwin – 2, Supersport – 2, Superstock – 1)
Richard Cooper	5	2022 - 24	(Supertwin – 4, Supersport – 1)
Ernie Nott	4	1929 - 32	(500 – 4)
Jimmie Guthrie	4	1934 - 37	(500 – 4)
Bob McIntyre	4	1953 - 61	(350 – 2, 500 – 2)
Eddie Laycock	4	1986 - 90	(250 – 4)
David Jefferies	4	1999 - 02	(Supersport – 1, Superbike – 3)
William Dunlop	4	2009 - 14	(125 – 1, 250 – 1, Supersport – 1, Superbike – 1)
Peter Hickman	4	2018 - 24	(Supertwin – 2, Superstock – 2)

The Triangle Circuit 8.970 miles

LAP & RACE RECORDS & BEST SECTORS ANALYSIS (RACE & QUALIFYING)

at the start of the meeting

SUPERTWIN	Name	Machine	Laps	m	s	mph	Session & Year
Lap Record	Richard Cooper	Kawasaki	4	47.065		112.490	Supertwin-2 2022
Best Qualifying Lap	Richard Cooper	Kawasaki	4	49.037		111.723	Tue Qualifying 2023
Best Sector 1	Richard Cooper	Kawasaki	2	08.368		114.141	Supertwin-2 2022
Best Sector 2	Richard Cooper	Kawasaki	1	29.495		123.895	Supertwin-2 2023
Best Sector 3	Peter Hickman	Yamaha	1	05.960		99.333	Supertwin-2 2024
Ideal Lap (sum of best sectors)			4	43.823		113.775	
Difference (Best Lap – Ideal Lap)					3.242		
Race Record	Richard Cooper	Kawasaki	4	19	08.608	112.017	Supertwin-2 2022

SUPERSPORT	Name	Machine	Laps	m	s	mph	Session & Year
Lap Record	Peter Hickman	Triumph	4	33.029		118.273	Supersport-2 2023
Best Qualifying Lap	Richard Cooper	Yamaha	4	33.627		118.015	Thu Qualifying 2024
Best Sector 1	Richard Cooper	Yamaha	2	01.979		120.119	Supersport-1 2023
Best Sector 2	Richard Cooper	Yamaha	1	25.063		130.350	Supersport-2 2023
Best Sector 3	Peter Hickman	Triumph	1	03.777		102.733	Supersport-2 2023
Ideal Lap (sum of best sectors)			4	30.819		119.238	
Difference (Best Lap – Ideal Lap)					2.210		
Race Record	Davey Todd	Ducati	6	27	29.959	117.123	Supersport-2 2024

SUPERSTOCK	Name	Machine	Laps	m	s	mph	Session & Year
Lap Record	Alastair Seeley	BMW	4	19.407		124.484	Superstock-2 2023
Best Qualifying Lap	Davey Todd	BMW	4	19.324		124.524	Thu Qualifying 2024
Best Sector 1	Alastair Seeley	BMW	1	55.789		126.541	Superstock-1 2023
Best Sector 2	Alastair Seeley	BMW	1	19.530		139.419	Superstock-2 2023
Best Sector 3	Peter Hickman	BMW	1	02.283		105.197	Superstock-2 2024
Ideal Lap (sum of best sectors)			4	17.602		125.356	
Difference (Best Lap – Ideal Lap)					1.805		
Race Record	Davey Todd	BMW	4	17	17.767	123.982	Superstock-1 2024

SUPERBIKE	Name	Machine	Laps	m	s	mph	Session & Year
Lap Record	Glenn Irwin	Ducati	4	16.737		125.779	Superbike-1 2024
Best Qualifying Lap	Glenn Irwin	Ducati	4	16.443		125.928	Thu Qualifying 2024
Best Sector 1	Glenn Irwin	Ducati	1	54.501		127.964	Thu Qualifying 2024
Best Sector 2	Glenn Irwin	Ducati	1	18.708		140.875	Tue Qualifying 2024
Best Sector 3	Glenn Irwin	Ducati	1	01.877		105.887	Superbike-1 2024
Ideal Lap (sum of best sectors)			4	15.086		126.593	
Difference (Best Lap – Ideal Lap)					1.651		
Race Record	Glenn Irwin	Ducati	4	17	06.551	125.336	Superbike-1 2024

Sector	Description	Distance	Note
Sector 1	Finish to Ballysally Roundabout	4.04 miles	Sector 1 shorter and Sector 2
Sector 2	Ballysally Roundabout to Metropole	3.11 miles	longer by 0.03 miles due to
Sector 3	Metropole to Finish	1.82 miles	Intermediate 1 repositioned

FASTEST SPEED TRAP SPEEDS

Class	Name	Machine	mph	Session & Year
Superbike	Josh Brookes	BMW	212.4	2023 Thu Qualifying
Superbike	Bruce Anstey	Honda	209.8	2016 Superbike-1
Superbike	Davey Todd	BMW	209.8	2024 Thu Qualifying
Superbike	Glenn Irwin	Ducati	209.8	2024 Superbike-1
Superbike	Alastair Seeley	BMW	209.1	2023 Thu Qualifying
Superbike	Ian Hutchinson	Honda	208.5	2024 Superbike-1
Superbike	Martin Jessopp	Ducati	208	2012 Tue Qualifying
Superbike	Peter Hickman	BMW	207.8	2023 Thu Qualifying
Superstock	Michael Dunlop	Honda	206.5	2023 Superstock-1
Supersport	Richard Cooper	Yamaha	187.0	2023 Supersport-1
Supertwin	Richard Cooper	Kawasaki	170.5	2023 Tue Qualifying

BRIGGS EQUIPMENT NORTH WEST 200 SUPERBIKE

Q1: First Qualifying
Wednesday, 07 May 2025



Qualifying Time **5:15.195** Qualifying Speed **102.451**


Pos	Class	No	Name	Machine / Sponsor	Time	Best Lap Behind	Speed On	Total Laps	Qualifying Laps
Qualifying Classification									
1	SBK	60	Peter HICKMAN	BMW - 8Ten Racing BMW Motorrad	4:25.271		121.732	6	7
2	SBK	3	Dean HARRISON	Honda - Honda Racing UK	4:26.030	0.759	121.385	3	8
3	SBK	34	Alastair SEELEY	BMW - SMS / Nicholl Oils Racing	4:26.869	1.598	121.003	7	8
4	SBK	22	Paul JORDAN	Honda - Jackson Racing by Prosper2	4:27.645	2.374	120.652	6	8
5	SBK	38	Erno KOSTAMO	BMW - RVS Motorsport	4:30.696	5.425	119.292	4	5
6	SBK	36	Jamie COWARD	BMW - KTS Racing by Stanley Stewart	4:31.092	5.821	119.118	6	7
7	SBK	65	Michael SWEENEY	BMW - MJR Racing	4:31.874	6.603	118.776	6	8
8	SBK	1	John McGUINNESS	Honda - Honda Racing UK	4:33.260	7.989	118.173	5	7
9	SBK	15	Nathan HARRISON	Honda - H & H Motorcycles	4:33.409	8.138	118.109	6	7
10	SBK	11	Conor CUMMINS	BMW - Burrows Engineering/RK Racing	4:33.945	8.674	117.878	6	7
11	SBK	8	Sam WEST	BMW - Moto-Hub.co.uk	4:33.957	8.686	117.873	7	8
12	SBK	4	Michael RUTTER	BMW - Bathams AJN Racing	4:33.980	8.709	117.863	5	7
13	SBK	20	David JOHNSON	Kawasaki - Platinum Club Racing Kawasaki	4:35.054	9.783	117.402	7	8
14	SBK	92	Mitch REES	Honda - Milenco by Padgett's Motorcycles	4:36.239	10.968	116.899	4	5
15	SBK	12	Ian HUTCHINSON	BMW - moobob MLav Racing	4:36.242	10.971	116.898	3	6
16	SBK	18	Michael EVANS	Honda - Dafabet Racing	4:36.695	11.424	116.706	5	7
17	SBK	71	Phillip CROWE	BMW - Crowe Performance	4:38.115	12.844	116.110	5	7
18	SBK	7	Josh BROOKES	Honda - Jackson Racing by Prosper2	4:39.353	14.082	115.596	2	6
19	SBK	9	Craig NEVE	Honda - Bathams AJN Racing	4:40.424	15.153	115.154	7	8
20	SBK	59	Darryl TWEED	Yamaha - Never Be Clever Racing	4:40.675	15.404	115.051	6	7
21	SBK	56	Adam McLEAN	Kawasaki - Performance Racing Achterhoek	4:40.788	15.517	115.005	5	6
22	SBK	24	Jonathan GOETSCHY	BMW - Optimark Road Racing	4:41.038	15.767	114.903	5	7
23	SBK	62	Maurizio BOTTALICO	BMW - Crowe Performance	4:41.472	16.201	114.725	5	6
24	SBK	30	Eddy FERRE	BMW - Optimark Road Racing	4:42.725	17.454	114.217	4	5
25	SBK	10	James CHAWKE	BMW - Lyonara/Chawkie Racing	4:43.137	17.866	114.051	5	6
26	SBK	66	Ryan GIBSON	BMW - Gibson Motors/Firewood Supplies	4:45.188	19.917	113.231	5	6
27	SBK	25	Amalric BLANC	Honda - Team Gazzz 58/B&M/HML	4:45.301	20.030	113.186	6	7
28	SBK	42	Jonathan PERRY	Honda - Gordon Huxley Racing	4:46.955	21.684	112.533	5	7
29	SBK	41	Aaron SPENCE	Honda - Sebden Steel/Spence Engineering	4:47.630	22.359	112.269	7	8
30	SBK	119	Kris DUNCAN	Yamaha - KD/TCC Racing 119	4:48.038	22.767	112.110	5	6
31	SBK	14	Ilja CALJOUW	Kawasaki - Performance Racing Achertoeck	4:48.906	23.635	111.773	7	8
32	SBK	212	Dean McMASTER	BMW - AIR NI Racing	4:49.448	24.177	111.564	6	6
33	SBK	5	Marty LENNON	BMW	4:49.610	24.339	111.502	5	7
34	SBK	58	Paul WILLIAMS	Yamaha - Lee Williams Motorsport	4:50.681	25.410	111.091	5	6
35	SBK	50	Julian TRUMMER	Kawasaki - LionHeart Moto Racing	4:51.410	26.139	110.813	4	6
36	SBK	85	Olivier LUPBERGER	Yamaha - Team by Heidger Motorsport	4:53.190	27.919	110.140	5	6
37	SBK	21	Joe YEARDSLEY	Aprilia - Scott Racing Motorcycles	4:53.829	28.558	109.901	2	6
38	SBK	91	Graham McALEESE	BMW - GMAC Racing	4:54.090	28.819	109.803	6	7
39	SBK	88	Sean McTAGGART	BMW - Smith's Garage	4:54.168	28.897	109.774	7	8
40	SBK	40	Rhys HARDISTY	Yamaha - Never Be Clever Racing	4:54.289	29.018	109.729	4	6
41	SBK	39	Martin MORRIS	Honda	4:54.411	29.140	109.683	6	7
42	SBK	80	Barry FURBER	Honda - DC Autos	4:55.499	30.228	109.280	5	6
43	SBK	52	Ryan WHITEHALL	Yamaha - WR Racing	4:56.511	31.240	108.907	4	4
44	SBK	44	Liam CHAWKE	Suzuki - Chawkie Racing SC	4:59.843	34.572	107.696	4	4
45	SBK	28	Darryl ANDERSON	Yamaha - DKR	5:00.693	35.422	107.392	3	6
46	SBK	69	Brad CLARKE	Suzuki - Powerslide Racing	5:05.790	40.519	105.602	5	6
47	SBK	145	Daniel FORBES	Suzuki - FB Racing	5:06.067	40.796	105.506	4	5
48	SBK	33	Paul CASSIDY	Honda - eSIMGo	5:07.348	42.077	105.067	5	6
49	SBK	139	Dermot CLEARY	Suzuki - Cleary Racing	5:07.878	42.607	104.886	5	6

Non Qualifiers

SBK	6	Michael DUNLOP	BMW - MD Hawk Racing	4:31.217	5.946	119.063	3	3	1
SBK	13	Gary McCOY	BMW - MadBros Racing	4:38.565	13.294	115.923	2	4	1
SBK	174	Laurent HOFFMANN	BMW - Hoffmann by MRP	4:44.514	19.243	113.499	4	4	1
SBK	29	Luca GOTTARDI	BMW - Cerin by Penz13	4:49.121	23.850	111.690	2	3	1
SBK	77	Barry BURRELL	BMW - Halliwell Jones BMW Motorrad	4:50.527	25.256	111.150	4	5	1
SBK	74	Davey TODD	BMW - 8Ten Racing BMW Motorrad	4:51.007	25.736	110.966	4	4	1
SBK	23	Marcus SIMPSON	Honda - WH Racing powered by Dynobike	4:51.878	26.607	110.635	2	2	1
SBK	45	Andrea MAJOLA	Yamaha - Parker Car Transport	4:56.064	30.793	109.071	3	3	1

Provisional result to be confirmed by the Stewards of the Meeting subject to completion of technical inspections & the time limit for protests

Page 1 / 2

Circuit	The Triangle	Signed	Organising Club	Coleraine & District MC
Length(miles)	8.9700 Lap 1 (8.8300)		Qualifying Started	10:55
Weather	Sunny	Chief Timekeeper		
Track	Dry, 33°C	Issued At: 12:33		



BRIGGS EQUIPMENT NORTH WEST 200 SUPERBIKE


Q1: First Qualifying
Wednesday, 07 May 2025



Qualifying Time **5:15.195** Qualifying Speed **102.451**

Pos	Class	No	Name	Machine / Sponsor	Time	Best Lap Behind	Speed	On	Total Laps	Qualifying Laps
Non Qualifiers										
	SBK	16	Mike BROWNE	BMW - moobob MLav Racing	5:00.259	34.988	107.547	5	5	<u>1</u>
	SBK	97	Stephane BEDNAREK	Yamaha - F.R.T.	5:02.635	37.364	106.703	2	3	<u>1</u>
	SBK	87	Emil KRCHNAVY	Kawasaki - KRS Racing by ZD-Motorsport	5:07.049	41.778	105.169	5	6	<u>1</u>
	SBK	222	Michael GAHAN	BMW - Newline Elite Racing	5:12.944	47.673	103.188	2	3	<u>1</u>
	SBK	90	Craig KENNELLY	Honda - Residio Racing	5:13.425	48.154	103.029	5	6	<u>1</u>
	SBK	49	Kevin KEYES	Yamaha - Daracore Racing	5:13.857	48.586	102.888	4	4	<u>1</u>
	SBK	43	Stephen DEGNAN	Kawasaki	5:14.233	48.962	102.765	6	7	<u>1</u>
	SBK	53	Wayne BOURGEAIS	Yamaha - Team Basomba Racing/WB Racing	5:17.278	52.007	101.778	5	6	<u>0</u>
	SBK	19	Jean Pierre POLET	BMW - Road's Warrior	5:31.260	1:05.989	97.482	6	6	<u>0</u>
	SBK	73	David BROOK	Honda - brooksuspension.com	6:51.120	2:25.849	78.546	2	3	<u>0</u>
	SBK	17	Mark GOODINGS	BMW - LMT Motorsport	7:59.731	3:34.460	67.313	2	2	<u>0</u>
	SBK	35	Don GILBERT	Suzuki - The Don Racing	8:22.083	3:56.812	64.316	1	1	<u>0</u>
	SBK	75	Austen WEBSTER	Suzuki - Ace Motorcycles	11:15.802	6:50.531	47.783	1	1	<u>0</u>

Provisional result to be confirmed by the Stewards of the Meeting subject to completion of technical inspections & the time limit for protests Page 2 / 2

Circuit	The Triangle	Signed		Organising Club	Coleraine & District MC
Length(miles)	8.9700 Lap 1 (8.8300)	Chief Timekeeper		Qualifying Started	10:55
Weather	Sunny	Issued At:	12:33		
Track	Dry, 33°C				



SUPERBIKE

Q1: First Qualifying

Wednesday, 07 May 2025

DETAILED SECTOR ANALYSIS

Qualifying Classification

Position

1 **60 Peter HICKMAN**
 SBK Behind **2.374**
 Best Time **4:25.271** Best Speed **121.732** On **6** Gp

Lap	Lap Time	Lap Speed	Sector 1	Sector 2	Sector 3	Speed Trap
1	5:06.516	103.707		1:27.829	1:06.107	196.9
2	4:32.239	118.616	2:00.077	1:25.210	1:06.952	198.0
3	4:27.852	120.559	1:57.560	1:25.727	1:04.565	199.8
4	5:01.194	107.213	1:58.702	1:35.845		199.8
5	35:52.445	15.002		1:25.766	1:04.709	201.0
6	4:25.271	121.732	1:56.362	1:24.691	1:04.218	201.0
7	4:30.332	119.453	1:56.142	1:23.478		195.7
<i>Ideal</i>	<i>4:23.838</i>	<i>122.393</i>	<i>1:56.142</i>	<i>1:23.478</i>	<i>1:04.218</i>	<i>201.0</i>

2 3 Dean HARRISON

SBK Behind **0.759**
 Best Time **4:26.030** Best Speed **121.385** On **3** Gp

Lap	Lap Time	Lap Speed	Sector 1	Sector 2	Sector 3	Speed Trap
1	4:55.648	107.520		1:26.397	1:05.520	204.7
2	4:32.131	118.663	1:58.586	1:28.190	1:05.355	201.6
3	4:26.030	121.385	1:56.932	1:24.948	1:04.150	209.1
4	5:13.270	103.080	2:05.561	1:36.718		205.9
5	36:59.841	14.547		1:24.701	1:05.388	203.4
6	4:29.238	119.938	1:59.953	1:24.517	1:04.768	204.7
7	4:26.650	121.103	1:57.609	1:25.077	1:03.964	203.4
8	4:51.330	110.843	1:57.320	1:31.736		204.0
<i>Ideal</i>	<i>4:25.413</i>	<i>121.667</i>	<i>1:56.932</i>	<i>1:24.517</i>	<i>1:03.964</i>	<i>209.1</i>

3 34 Alastair SEELEY

SBK Behind **1.598**
 Best Time **4:26.869** Best Speed **121.003** On **7** Gp

Lap	Lap Time	Lap Speed	Sector 1	Sector 2	Sector 3	Speed Trap
1	5:17.682	100.062		1:27.139	1:07.577	187.0
2	4:31.699	118.852	1:59.026	1:25.685	1:06.988	202.2
3	4:31.821	118.799	2:01.358	1:25.089	1:05.374	200.4
4	5:40.202	94.920	1:58.978	2:00.234		200.4
5	35:23.245	15.209		1:24.726	1:05.749	196.3
6	4:31.377	118.993	2:01.049	1:25.322	1:05.006	202.2
7	4:26.869	121.003	1:57.031	1:24.713	1:05.125	203.4
8	5:16.555	102.011	2:06.576	1:31.620		167.9
<i>Ideal</i>	<i>4:26.750</i>	<i>121.057</i>	<i>1:57.031</i>	<i>1:24.713</i>	<i>1:05.006</i>	<i>203.4</i>

Qualifying Classification

Position

4 **22 Paul JORDAN**
 SBK Behind **2.374**
 Best Time **4:27.645** Best Speed **120.652** On **6** Gp

Lap	Lap Time	Lap Speed	Sector 1	Sector 2	Sector 3	Speed Trap
1	5:23.770	98.181		1:31.075	1:08.591	188.6
2	4:33.780	117.949	2:01.466	1:25.492	1:06.822	191.3
3	5:20.768	100.671	2:46.929	1:26.859	1:06.980	200.4
4	5:53.342	91.390	2:18.825	2:12.267		154.4
5	33:53.857	15.877		1:25.905	1:05.845	188.6
6	4:27.645	120.652	1:58.391	1:25.029	1:04.225	198.6
7	4:28.721	120.169	1:58.034	1:25.935	1:04.752	198.0
8	5:14.909	102.544	2:11.154	1:36.476		143.3
<i>Ideal</i>	<i>4:27.288</i>	<i>120.814</i>	<i>1:58.034</i>	<i>1:25.029</i>	<i>1:04.225</i>	<i>200.4</i>

5 38 Erno KOSTAMO

SBK Behind **5.425**
 Best Time **4:30.696** Best Speed **119.292** On **4** Gp

Lap	Lap Time	Lap Speed	Sector 1	Sector 2	Sector 3	Speed Trap
1	5:21.279	98.942		1:30.195		180.5
2	49:47.413	10.809		1:27.280	1:06.768	195.2
3	4:31.675	118.863	2:00.685	1:25.889	1:05.101	204.0
4	4:30.696	119.292	1:59.504	1:24.738	1:06.454	206.5
5	5:16.424	102.053	2:04.253	1:37.870		202.8
<i>Ideal</i>	<i>4:29.343</i>	<i>119.892</i>	<i>1:59.504</i>	<i>1:24.738</i>	<i>1:05.101</i>	<i>206.5</i>

6 36 Jamie COWARD

SBK Behind **5.821**
 Best Time **4:31.092** Best Speed **119.118** On **6** Gp

Lap	Lap Time	Lap Speed	Sector 1	Sector 2	Sector 3	Speed Trap
1	5:28.008	96.912		1:30.719	1:08.690	202.2
2	4:35.026	117.414	2:00.330	1:27.861	1:06.835	201.6
3	5:24.616	99.478	2:11.169	1:41.508		199.2
4	41:14.152	13.052		1:28.385	1:06.726	198.0
5	4:34.528	117.627	1:57.997	1:28.659	1:07.872	198.0
6	4:31.092	119.118	1:59.334	1:27.065	1:04.693	197.5
7	5:26.707	98.841	1:59.064	1:57.578		198.0
<i>Ideal</i>	<i>4:29.755</i>	<i>119.709</i>	<i>1:57.997</i>	<i>1:27.065</i>	<i>1:04.693</i>	<i>202.2</i>

SUPERBIKE

Q1: First Qualifying

Wednesday, 07 May 2025

DETAILED SECTOR ANALYSIS

Qualifying Classification

Position

7

65 Michael SWEENEY

SBK Behind **6.603**

Best Time **4:31.874** Best Speed **118.776** On **6** Gp

Lap	Lap Time	Lap Speed	Sector 1	Sector 2	Sector 3	Speed Trap
1	5:21.053	99.012	1:31.510	1:08.843	184.0	
2	4:36.191	116.919	2:01.321	1:27.473	1:07.397	194.0
3	4:36.320	116.865	2:01.777	1:27.736	1:06.807	204.0
4	6:33.926	81.975	3:13.773	1:56.338		203.4
5	34:08.165	15.766		1:26.876	1:06.968	206.5
6	4:31.874	118.776	1:58.855	1:27.212	1:05.807	203.4
7	4:32.287	118.595	1:59.827	1:26.241	1:06.219	204.7
8	5:10.490	104.003	2:00.791	1:32.910		199.8
<i>Ideal</i>	<i>4:30.903</i>	<i>119.201</i>	<i>1:58.855</i>	<i>1:26.241</i>	<i>1:05.807</i>	<i>206.5</i>

8

1 John McGUINNESS

SBK Behind **7.989**

Best Time **4:33.260** Best Speed **118.173** On **5** Gp

Lap	Lap Time	Lap Speed	Sector 1	Sector 2	Sector 3	Speed Trap
1	5:38.579	93.887		1:39.051		194.0
2	8:15.117	65.221		1:29.204	1:07.262	179.1
3	5:28.450	98.316	2:04.166	1:47.411		190.7
4	36:25.273	14.777		1:31.216	1:05.821	199.2
5	4:33.260	118.173	2:00.654	1:26.233	1:06.373	196.9
6	4:34.618	117.589	1:59.200	1:27.812	1:07.606	199.2
7	5:28.226	98.383	1:58.421	1:41.145		196.9
<i>Ideal</i>	<i>4:30.475</i>	<i>119.390</i>	<i>1:58.421</i>	<i>1:26.233</i>	<i>1:05.821</i>	<i>199.2</i>

9

15 Nathan HARRISON

SBK Behind **8.138**

Best Time **4:33.409** Best Speed **118.109** On **6** Gp

Lap	Lap Time	Lap Speed	Sector 1	Sector 2	Sector 3	Speed Trap
1	9:34.433	55.338		1:30.288	1:08.586	195.2
2	4:36.495	116.791	2:01.407	1:27.546	1:07.542	192.9
3	6:07.912	87.771	2:34.536	2:06.305		196.9
4	37:20.253	14.414		1:27.755	1:07.779	195.7
5	4:38.004	116.157	2:02.665	1:28.788	1:06.551	188.6
6	4:33.409	118.109	2:00.334	1:27.332	1:05.743	196.3
7	6:05.088	88.450	2:22.588	2:04.548		120.9
<i>Ideal</i>	<i>4:33.409</i>	<i>118.109</i>	<i>2:00.334</i>	<i>1:27.332</i>	<i>1:05.743</i>	<i>196.9</i>

Qualifying Classification

Position

10

11 Conor CUMMINS

SBK Behind **8.674**

Best Time **4:33.945** Best Speed **117.878** On **6** Gp

Lap	Lap Time	Lap Speed	Sector 1	Sector 2	Sector 3	Speed Trap
1	5:19.833	99.389		1:31.173	1:08.548	193.5
2	4:38.952	115.762	2:01.931	1:29.580	1:07.441	199.2
3	4:37.515	116.361	2:02.918	1:27.310	1:07.287	191.8
4	6:07.014	87.986	2:05.591	2:30.302		177.7
5	40:23.302	13.326		1:32.177	1:07.262	185.5
6	4:33.945	117.878	2:01.217	1:27.022	1:05.706	196.3
7	5:43.211	94.088	2:01.054	2:05.593		198.6
<i>Ideal</i>	<i>4:33.782</i>	<i>117.948</i>	<i>2:01.054</i>	<i>1:27.022</i>	<i>1:05.706</i>	<i>199.2</i>

11

8 Sam WEST

SBK Behind **8.686**

Best Time **4:33.957** Best Speed **117.873** On **7** Gp

Lap	Lap Time	Lap Speed	Sector 1	Sector 2	Sector 3	Speed Trap
1	5:13.308	101.459		1:30.278	1:09.057	200.4
2	4:40.706	115.039	2:03.021	1:29.799	1:07.886	198.0
3	4:42.070	114.482	2:04.026	1:29.163	1:08.881	196.3
4	5:53.409	91.373	2:19.848	2:03.434		193.5
5	34:42.073	15.510		1:28.805	1:06.108	201.0
6	4:37.269	116.465	2:01.708	1:29.048	1:06.513	199.8
7	4:33.957	117.873	2:00.491	1:27.736	1:05.730	199.2
8	5:12.508	103.332	2:09.134	1:31.958		156.6
<i>Ideal</i>	<i>4:33.957</i>	<i>117.873</i>	<i>2:00.491</i>	<i>1:27.736</i>	<i>1:05.730</i>	<i>201.0</i>

12

4 Michael RUTTER

SBK Behind **8.709**

Best Time **4:33.980** Best Speed **117.863** On **5** Gp

Lap	Lap Time	Lap Speed	Sector 1	Sector 2	Sector 3	Speed Trap
1	5:04.258	104.477		1:27.154	1:08.040	201.0
2	4:39.715	115.446	2:03.458	1:26.613	1:09.644	201.6
3	5:11.259	103.746	2:26.797	1:30.245		179.5
4	40:09.040	13.405		1:26.818	1:05.990	205.9
5	4:33.980	117.863	2:01.789	1:26.550	1:05.641	202.2
6	4:34.678	117.563	2:01.194	1:27.635	1:05.849	200.4
7	5:21.536	100.430	2:04.055	1:38.004		196.9
<i>Ideal</i>	<i>4:33.385</i>	<i>118.119</i>	<i>2:01.194</i>	<i>1:26.550</i>	<i>1:05.641</i>	<i>205.9</i>

SUPERBIKE

Q1: First Qualifying

Wednesday, 07 May 2025

DETAILED SECTOR ANALYSIS

Qualifying Classification

Position

13	20 David JOHNSON	SBK	Behind	9.783		
Best Time	4:35.054	Best Speed	117.402	On 7 Gp		
Lap	Lap Time	Lap Speed	Sector 1	Sector 2	Sector 3	Speed Trap
1	5:25.400	97.689		1:31.402	1:09.469	191.8
2	4:38.439	115.975	2:02.291	1:28.827	1:07.321	202.2
3	4:40.224	115.236	2:02.320	1:29.594	1:08.310	201.0
4	6:31.352	82.514	2:50.849	2:15.586		200.4
5	33:55.393	15.865		1:27.987	1:06.501	198.0
6	4:35.812	117.080	2:02.074	1:28.061	1:05.677	192.9
7	4:35.054	117.402	2:01.489	1:28.141	1:05.424	199.8
8	5:18.797	101.293	2:12.043	1:36.006		156.2
<i>Ideal</i>	<i>4:34.900</i>	<i>117.468</i>	<i>2:01.489</i>	<i>1:27.987</i>	<i>1:05.424</i>	<i>202.2</i>

14 92 Mitch REES

	SBK	Behind	10.968			
Best Time	4:36.239	Best Speed	116.899			
On	4	Gp				
Lap	Lap Time	Lap Speed	Sector 1	Sector 2	Sector 3	Speed Trap
1	12:34.218	42.147		1:31.592	1:08.581	190.2
2	5:18.113	101.511	2:06.178	1:29.831		180.5
3	40:36.332	13.254		1:28.919	1:07.333	192.4
4	4:36.239	116.899	2:01.986	1:27.867	1:06.386	192.4
5	4:57.425	108.572	2:09.357	1:34.711		168.3
<i>Ideal</i>	<i>4:36.239</i>	<i>116.899</i>	<i>2:01.986</i>	<i>1:27.867</i>	<i>1:06.386</i>	<i>192.4</i>

15 12 Ian HUTCHINSON

	SBK	Behind	10.971			
Best Time	4:36.242	Best Speed	116.898			
On	3	Gp				
Lap	Lap Time	Lap Speed	Sector 1	Sector 2	Sector 3	Speed Trap
1	5:31.507	95.889		1:31.581	1:10.148	199.8
2	4:36.498	116.789	2:02.386	1:27.596	1:06.516	199.2
3	4:36.242	116.898	2:01.722	1:27.419	1:07.101	189.1
4	5:39.414	95.140	2:01.462	2:09.388		199.8
5	35:21.316	15.223		1:29.786		201.6
6	14:40.818	36.661		1:29.747		196.9
<i>Ideal</i>	<i>4:35.397</i>	<i>117.256</i>	<i>2:01.462</i>	<i>1:27.419</i>	<i>1:06.516</i>	<i>201.6</i>

Qualifying Classification

Position

16	18 Michael EVANS	SBK	Behind	11.424		
Best Time	4:36.695	Best Speed	116.706	On 5 Gp		
Lap	Lap Time	Lap Speed	Sector 1	Sector 2	Sector 3	Speed Trap
1	5:37.997	94.048		1:31.998	1:11.647	170.9
2	4:43.184	114.032	2:06.127	1:28.569	1:08.488	198.6
3	4:52.598	110.363	2:03.850	1:32.199		198.6
4	41:54.117	12.844		1:27.744	1:08.936	186.0
5	4:36.695	116.706	2:04.165	1:26.020	1:06.510	189.1
6	4:38.688	115.872	2:03.258	1:28.195	1:07.235	175.3
7	6:31.193	82.547	2:13.701	2:36.441		197.5
<i>Ideal</i>	<i>4:35.788</i>	<i>117.090</i>	<i>2:03.258</i>	<i>1:26.020</i>	<i>1:06.510</i>	<i>198.6</i>

17 71 Phillip CROWE

	SBK	Behind	12.844			
Best Time	4:38.115	Best Speed	116.110			
On	5	Gp				
Lap	Lap Time	Lap Speed	Sector 1	Sector 2	Sector 3	Speed Trap
1	8:07.054	65.266		1:35.449	1:11.676	173.1
2	4:49.677	111.476	2:07.015	1:34.360	1:08.302	183.5
3	5:10.788	103.904	2:07.215	1:29.823		187.6
4	39:59.205	13.459		1:29.102	1:07.113	184.0
5	4:38.115	116.110	2:02.966	1:29.168	1:05.981	183.5
6	4:45.916	112.942	2:06.718	1:32.222	1:06.976	165.0
7	5:54.393	91.119	2:35.432	1:52.522		121.8
<i>Ideal</i>	<i>4:38.049</i>	<i>116.138</i>	<i>2:02.966</i>	<i>1:29.102</i>	<i>1:05.981</i>	<i>187.6</i>

18 7 Josh BROOKES

	SBK	Behind	14.082			
Best Time	4:39.353	Best Speed	115.596			
On	2	Gp				
Lap	Lap Time	Lap Speed	Sector 1	Sector 2	Sector 3	Speed Trap
1	5:23.520	98.257		1:31.630	1:08.672	187.6
2	4:39.353	115.596	2:02.332	1:28.479	1:08.542	195.7
3	4:45.123	113.256	2:02.555	1:29.968		196.9
4	43:39.274	12.329		1:29.455	1:08.394	196.3
5	4:39.712	115.447	2:03.986	1:28.021	1:07.705	187.0
6	4:58.348	108.236	2:08.108	1:37.152		176.7
<i>Ideal</i>	<i>4:38.058</i>	<i>116.134</i>	<i>2:02.332</i>	<i>1:28.021</i>	<i>1:07.705</i>	<i>196.9</i>

SUPERBIKE

Q1: First Qualifying

Wednesday, 07 May 2025

DETAILED SECTOR ANALYSIS

Qualifying Classification

Position

19	9 Craig NEVE	SBK	Behind	15.153		
Best Time	4:40.424	Best Speed	115.154	On 7 Gp		
Lap	Lap Time	Lap Speed	Sector 1	Sector 2	Sector 3	Speed Trap
1	5:12.371	101.764		1:30.731	1:09.162	199.2
2	4:42.084	114.477	2:03.391	1:30.979	1:07.714	198.6
3	6:13.085	86.554	2:04.235	2:59.389	1:09.461	191.8
4	5:54.408	91.115	2:25.359	2:02.439		121.1
5	33:29.206	16.072		1:29.538	1:07.604	199.8
6	4:41.303	114.794	2:04.756	1:28.002	1:08.545	175.8
7	4:40.424	115.154	2:05.533	1:28.291	1:06.600	192.4
8	7:19.595	73.459				191.8
<i>Ideal</i>	<i>4:37.993</i>	<i>116.161</i>	<i>2:03.391</i>	<i>1:28.002</i>	<i>1:06.600</i>	<i>199.8</i>

20 59 Darryl TWEED

20	59 Darryl TWEED	SBK	Behind	15.404		
Best Time	4:40.675	Best Speed	115.051	On 6 Gp		
Lap	Lap Time	Lap Speed	Sector 1	Sector 2	Sector 3	Speed Trap
1	5:43.733	92.479		1:32.530	1:10.933	172.6
2	4:47.929	112.153	2:07.939	1:30.520	1:09.470	187.0
3	4:52.776	110.296	2:06.298	1:31.128		190.7
4	40:29.254	13.293		1:32.137	1:08.534	191.8
5	4:41.636	114.659	2:04.383	1:29.574	1:07.679	193.5
6	4:40.675	115.051	2:03.760	1:29.257	1:07.658	190.7
7	7:32.440	71.373				190.2
<i>Ideal</i>	<i>4:40.675</i>	<i>115.051</i>	<i>2:03.760</i>	<i>1:29.257</i>	<i>1:07.658</i>	<i>193.5</i>

21 56 Adam McLEAN

21	56 Adam McLEAN	SBK	Behind	15.517		
Best Time	4:40.788	Best Speed	115.005	On 5 Gp		
Lap	Lap Time	Lap Speed	Sector 1	Sector 2	Sector 3	Speed Trap
1	5:50.872	90.597		1:46.287	1:11.026	183.5
2	4:45.929	112.937	2:06.383	1:31.011	1:08.535	191.3
3	4:48.210	112.043	2:04.309	1:29.710		189.7
4	39:59.506	13.458		1:29.183	1:09.346	192.4
5	4:40.788	115.005	2:05.148	1:28.428	1:07.212	192.9
6	4:44.382	113.551	2:02.524	1:28.338		191.8
<i>Ideal</i>	<i>4:38.074</i>	<i>116.127</i>	<i>2:02.524</i>	<i>1:28.338</i>	<i>1:07.212</i>	<i>192.9</i>

Qualifying Classification

Position

22	24 Jonathan GOETSCHY	SBK	Behind	15.767		
Best Time	4:41.038	Best Speed	114.903	On 5 Gp		
Lap	Lap Time	Lap Speed	Sector 1	Sector 2	Sector 3	Speed Trap
1	7:56.892	66.657		1:32.283	1:12.800	184.0
2	4:51.684	110.709	2:07.579	1:32.230	1:11.875	192.9
3	5:32.765	97.041	2:11.606	1:40.417		188.6
4	39:16.763	13.702		1:28.746	1:09.840	194.6
5	4:41.038	114.903	2:03.225	1:29.548	1:08.265	199.2
6	4:46.179	112.838	2:05.185	1:31.205	1:09.789	198.0
7	8:20.423	64.529	2:35.591	3:49.381		120.4
<i>Ideal</i>	<i>4:40.236</i>	<i>115.231</i>	<i>2:03.225</i>	<i>1:28.746</i>	<i>1:08.265</i>	<i>199.2</i>

23 62 Maurizio BOTTALICO

23	62 Maurizio BOTTALICO	SBK	Behind	16.201		
Best Time	4:41.472	Best Speed	114.725	On 5 Gp		
Lap	Lap Time	Lap Speed	Sector 1	Sector 2	Sector 3	Speed Trap
1	8:31.515	62.145		1:32.066	1:09.434	191.3
2	4:51.066	110.944	2:08.208	1:33.467	1:09.391	190.2
3	5:22.961	99.987	2:08.588	1:39.405		177.2
4	39:25.372	13.652		1:30.796	1:07.755	184.0
5	4:41.472	114.725	2:02.933	1:30.872	1:07.667	182.5
6	4:52.150	110.532	2:10.618	1:32.812	1:08.720	140.3
<i>Ideal</i>	<i>4:41.396</i>	<i>114.756</i>	<i>2:02.933</i>	<i>1:30.796</i>	<i>1:07.667</i>	<i>191.3</i>

24 30 Eddy FERRE

24	30 Eddy FERRE	SBK	Behind	17.454		
Best Time	4:42.725	Best Speed	114.217	On 4 Gp		
Lap	Lap Time	Lap Speed	Sector 1	Sector 2	Sector 3	Speed Trap
1	8:16.100	64.076		1:34.272	1:13.652	193.5
2	4:59.535	107.807	2:11.567	1:31.667		182.5
3	44:21.041	12.135		1:30.374	1:08.772	190.7
4	4:42.725	114.217	2:03.892	1:30.607	1:08.226	194.0
5	8:02.561	66.918	2:23.623	3:38.823		96.3
<i>Ideal</i>	<i>4:42.492</i>	<i>114.311</i>	<i>2:03.892</i>	<i>1:30.374</i>	<i>1:08.226</i>	<i>194.0</i>

SUPERBIKE

Q1: First Qualifying

Wednesday, 07 May 2025

DETAILED SECTOR ANALYSIS

Qualifying Classification

Position

25 10 James CHAWKE

SBK Behind 17.866

Best Time 4:43.137 Best Speed 114.051 On 5 Gp

Lap	Lap Time	Lap Speed	Sector 1	Sector 2	Sector 3	Speed Trap
1	7:36.537	69.629	1:35.073	1:12.809	181.5	
2	4:50.629	111.111	2:08.210	1:31.845	1:10.574	189.7
3	5:14.229	102.766	2:09.895	1:30.597		186.5
4	40:12.848	13.383	1:31.722	1:09.470		183.5
5	4:43.137	114.051	2:04.968	1:29.772	1:08.397	189.7
6	5:01.609	107.066	2:13.962	1:34.439		118.5
<i>Ideal</i>	4:43.137	114.051	2:04.968	1:29.772	1:08.397	189.7

26 66 Ryan GIBSON

SBK Behind 19.917

Best Time 4:45.188 Best Speed 113.231 On 5 Gp

Lap	Lap Time	Lap Speed	Sector 1	Sector 2	Sector 3	Speed Trap
1	6:29.772	81.555	1:35.341	1:31.339	184.0	
2	5:06.853	105.236	2:11.463	1:36.190		182.5
3	43:47.603	12.290	1:30.246	1:09.535		195.2
4	4:47.986	112.130	2:07.800	1:29.990	1:10.196	193.5
5	4:45.188	113.231	2:05.369	1:30.936	1:08.883	191.8
6	7:40.481	70.127	3:50.217	2:08.742		195.7
<i>Ideal</i>	4:44.242	113.607	2:05.369	1:29.990	1:08.883	195.7

27 25 Amalric BLANC

SBK Behind 20.030

Best Time 4:45.301 Best Speed 113.186 On 6 Gp

Lap	Lap Time	Lap Speed	Sector 1	Sector 2	Sector 3	Speed Trap
1	8:47.118	60.305	1:36.566	1:15.218	178.6	
2	4:50.794	111.048	2:08.665	1:31.354	1:10.775	186.0
3	5:39.430	95.136	2:11.762	1:45.685		187.6
4	37:57.177	14.181	1:30.734	1:10.176		179.1
5	4:48.854	111.794	2:05.883	1:31.392	1:11.579	195.7
6	4:45.301	113.186	2:06.177	1:30.729	1:08.395	192.4
7	6:00.902	89.476	2:26.181	2:01.567		126.6
<i>Ideal</i>	4:45.007	113.302	2:05.883	1:30.729	1:08.395	195.7

Qualifying Classification

Position

28 42 Jonathan PERRY

SBK Behind 21.684

Best Time 4:46.955 Best Speed 112.533 On 5 Gp

Lap	Lap Time	Lap Speed	Sector 1	Sector 2	Sector 3	Speed Trap
1	8:03.195	65.787		1:37.475	1:15.433	186.0
2	4:55.618	109.236	2:10.058	1:33.833	1:11.727	189.7
3	5:23.541	99.808	2:09.325	1:34.752		188.1
4	38:32.250	13.966	1:32.278	1:11.050		190.2
5	4:46.955	112.533	2:05.926	1:31.189	1:09.840	187.6
6	4:51.999	110.589	2:07.240	1:34.051	1:10.708	180.5
7	6:22.842	84.348	2:29.656	2:15.086		112.4
<i>Ideal</i>	4:46.955	112.533	2:05.926	1:31.189	1:09.840	190.2

29 41 Aaron SPENCE

SBK Behind 22.359

Best Time 4:47.630 Best Speed 112.269 On 7 Gp

Lap	Lap Time	Lap Speed	Sector 1	Sector 2	Sector 3	Speed Trap
1	6:19.855	83.685		1:37.757	1:16.812	171.8
2	5:00.628	107.415	2:10.579	1:35.717	1:14.332	196.9
3	4:55.305	109.351	2:09.829	1:33.417	1:12.059	188.1
4	6:54.481	77.909	3:09.007	2:09.867		109.5
5	32:31.075	16.551	1:38.426	1:12.606		195.2
6	4:51.497	110.780	2:09.198	1:31.595	1:10.704	189.7
7	4:47.630	112.269	2:07.942	1:30.347	1:09.341	176.3
8	5:38.225	95.475	2:07.527	2:00.858		196.3
<i>Ideal</i>	4:47.215	112.431	2:07.527	1:30.347	1:09.341	196.9

30 119 Kris DUNCAN

SBK Behind 22.767

Best Time 4:48.038 Best Speed 112.110 On 5 Gp

Lap	Lap Time	Lap Speed	Sector 1	Sector 2	Sector 3	Speed Trap
1	6:08.782	86.197		1:36.449	1:11.882	184.0
2	4:50.478	111.168	2:07.940	1:32.418	1:10.120	188.6
3	4:57.818	108.429	2:08.215	1:34.803		187.0
4	40:01.899	13.444	1:34.136	1:11.343		188.6
5	4:48.038	112.110	2:06.538	1:31.801	1:09.699	190.2
6	4:59.304	107.890	2:07.084	1:38.978		186.0
<i>Ideal</i>	4:48.038	112.110	2:06.538	1:31.801	1:09.699	190.2

SUPERBIKE

Q1: First Qualifying

Wednesday, 07 May 2025

DETAILED SECTOR ANALYSIS

Qualifying Classification

Position

31 14 Ilja CALJOUW

SBK Behind 23.635

Best Time 4:48.906 Best Speed 111.773 On 7 Gp

Lap	Lap Time	Lap Speed	Sector 1	Sector 2	Sector 3	Speed Trap
1	5:53.740	89.863	1:37.096	1:13.686	177.2	
2	5:01.704	107.032	2:11.232	1:37.106	1:13.366	182.0
3	4:58.681	108.115	2:11.442	1:35.148	1:12.091	182.0
4	6:13.557	86.445	2:35.846	2:09.352		111.7
5	33:37.718	16.004		1:35.528	1:10.904	188.6
6	4:51.285	110.860	2:07.666	1:33.260	1:10.359	189.7
7	4:48.906	111.773	2:05.815	1:32.979	1:10.112	190.2
8	5:34.274	96.603	2:06.975	1:57.243		191.8
<i>Ideal</i>	<i>4:48.906</i>	<i>111.773</i>	<i>2:05.815</i>	<i>1:32.979</i>	<i>1:10.112</i>	<i>191.8</i>

32 212 Dean McMASTER

SBK Behind 24.177

Best Time 4:49.448 Best Speed 111.564 On 6 Gp

Lap	Lap Time	Lap Speed	Sector 1	Sector 2	Sector 3	Speed Trap
1	8:47.509	60.261		1:36.829	1:14.570	188.6
2	4:54.960	109.479	2:09.204	1:33.372	1:12.384	191.8
3	7:11.749	74.793	3:18.063	2:15.472		168.7
4	37:17.924	14.429		1:33.136	1:10.584	188.6
5	4:49.737	111.453	2:05.802	1:33.635	1:10.300	191.3
6	4:49.448	111.564	2:06.683	1:31.614	1:11.151	188.6
<i>Ideal</i>	<i>4:47.716</i>	<i>112.236</i>	<i>2:05.802</i>	<i>1:31.614</i>	<i>1:10.300</i>	<i>191.8</i>

33 5 Marty LENNON

SBK Behind 24.339

Best Time 4:49.610 Best Speed 111.502 On 5 Gp

Lap	Lap Time	Lap Speed	Sector 1	Sector 2	Sector 3	Speed Trap
1	8:20.521	63.510		1:36.284	1:12.110	180.5
2	5:04.057	106.204	2:15.887	1:36.041	1:12.129	177.7
3	5:46.197	93.276	2:12.462	1:45.210		169.2
4	38:17.765	14.054		1:33.593	1:11.227	184.0
5	4:49.610	111.502	2:09.002	1:31.708	1:08.900	186.0
6	4:50.465	111.173	2:06.767	1:34.075	1:09.623	192.9
7	8:15.628	65.154	2:47.719	3:32.277		79.2
<i>Ideal</i>	<i>4:47.375</i>	<i>112.369</i>	<i>2:06.767</i>	<i>1:31.708</i>	<i>1:08.900</i>	<i>192.9</i>

Qualifying Classification

Position

34 58 Paul WILLIAMS

SBK Behind 25.410

Best Time 4:50.681 Best Speed 111.091 On 5 Gp

Lap	Lap Time	Lap Speed	Sector 1	Sector 2	Sector 3	Speed Trap
1	8:16.932	63.969		1:35.566	1:13.764	185.0
2	4:54.863	109.515	2:11.705	1:33.263	1:09.895	186.5
3	6:43.456	80.038	2:56.395	2:00.413		169.6
4	38:03.405	14.142		1:33.110	1:11.196	182.5
5	4:50.681	111.091	2:07.721	1:33.082	1:09.878	185.5
6	4:57.055	108.707	2:13.345	1:34.274	1:09.436	133.3
<i>Ideal</i>	<i>4:50.239</i>	<i>111.260</i>	<i>2:07.721</i>	<i>1:33.082</i>	<i>1:09.436</i>	<i>186.5</i>

35 50 Julian TRUMMER

SBK Behind 26.139

Best Time 4:51.410 Best Speed 110.813 On 4 Gp

Lap	Lap Time	Lap Speed	Sector 1	Sector 2	Sector 3	Speed Trap
1	5:37.553	94.172		1:33.907	1:12.246	190.7
2	5:00.322	107.525	2:10.036	1:34.176		186.5
3	46:09.564	11.660		1:34.747	1:15.323	181.5
4	4:51.410	110.813	2:08.132	1:32.625	1:10.653	181.5
5	4:55.596	109.244	2:08.779	1:33.925	1:12.892	182.5
6	5:59.855	89.736	2:31.183	1:52.213		106.4
<i>Ideal</i>	<i>4:51.410</i>	<i>110.813</i>	<i>2:08.132</i>	<i>1:32.625</i>	<i>1:10.653</i>	<i>190.7</i>

36 85 Olivier LUPBERGER

SBK Behind 27.919

Best Time 4:53.190 Best Speed 110.140 On 5 Gp

Lap	Lap Time	Lap Speed	Sector 1	Sector 2	Sector 3	Speed Trap
1	7:40.293	69.060		1:37.687	1:11.776	171.8
2	4:57.052	108.708	2:10.494	1:35.547	1:11.011	184.0
3	5:23.713	99.755	2:12.272	1:36.211		180.5
4	39:37.850	13.580		1:33.867	1:11.900	167.5
5	4:53.190	110.140	2:09.103	1:33.875	1:10.212	187.6
6	5:11.161	103.779	2:17.647	1:37.275		120.4
<i>Ideal</i>	<i>4:53.182</i>	<i>110.143</i>	<i>2:09.103</i>	<i>1:33.867</i>	<i>1:10.212</i>	<i>187.6</i>

SUPERBIKE

Q1: First Qualifying

Wednesday, 07 May 2025

DETAILED SECTOR ANALYSIS

Qualifying Classification

Position

37 21 Joe YEARDSLEY

SBK Behind 28.558

Best Time 4:53.829 Best Speed 109.901 On 2 Gp

Lap	Lap Time	Lap Speed	Sector 1	Sector 2	Sector 3	Speed Trap
1	7:38.619	69.312		1:35.815	1:13.300	173.5
2	4:53.829	109.901	2:08.087	1:34.012	1:11.730	191.8
3	5:38.426	95.418	2:11.001	1:34.274		184.5
4	38:57.870	13.813		1:32.648	1:11.800	177.7
5	4:56.105	109.056	2:08.904	1:34.185	1:13.016	186.5
6	5:11.230	103.756	2:07.159	1:42.107		194.6
<i>Ideal</i>	<i>4:51.537</i>	<i>110.765</i>	<i>2:07.159</i>	<i>1:32.648</i>	<i>1:11.730</i>	<i>194.6</i>

38 91 Graham McALEESE

SBK Behind 28.819

Best Time 4:54.090 Best Speed 109.803 On 6 Gp

Lap	Lap Time	Lap Speed	Sector 1	Sector 2	Sector 3	Speed Trap
1	6:15.954	84.553		1:40.548	1:17.074	165.8
2	6:15.468	86.005	2:16.231	2:39.638		190.2
3	9:15.707	58.110		2:19.525		128.0
4	34:17.782	15.693		1:38.028	1:16.888	167.5
5	4:58.995	108.002	2:11.622	1:34.908	1:12.465	181.5
6	4:54.090	109.803	2:09.578	1:32.348	1:12.164	193.5
7	6:09.238	87.456	2:09.742	2:16.811		179.5
<i>Ideal</i>	<i>4:54.090</i>	<i>109.803</i>	<i>2:09.578</i>	<i>1:32.348</i>	<i>1:12.164</i>	<i>193.5</i>

39 88 Sean McTAGGART

SBK Behind 28.897

Best Time 4:54.168 Best Speed 109.774 On 7 Gp

Lap	Lap Time	Lap Speed	Sector 1	Sector 2	Sector 3	Speed Trap
1	6:18.494	83.985		1:39.674	1:16.058	175.3
2	5:03.898	106.259	2:13.970	1:35.639	1:14.289	183.5
3	4:58.770	108.083	2:12.227	1:33.594	1:12.949	183.0
4	6:51.947	78.389	3:05.470	2:08.647		98.3
5	32:51.391	16.380		1:34.062	1:14.891	186.5
6	4:57.443	108.565	2:11.844	1:33.837	1:11.762	192.4
7	4:54.168	109.774	2:09.913	1:33.175	1:11.080	193.5
8	5:55.474	90.842	2:11.244	2:12.611		179.5
<i>Ideal</i>	<i>4:54.168</i>	<i>109.774</i>	<i>2:09.913</i>	<i>1:33.175</i>	<i>1:11.080</i>	<i>193.5</i>

Qualifying Classification

Position

40 40 Rhys HARDISTY

SBK Behind 29.018

Best Time 4:54.289 Best Speed 109.729 On 4 Gp

Lap	Lap Time	Lap Speed	Sector 1	Sector 2	Sector 3	Speed Trap
1	6:12.533	85.329		1:42.380	1:17.739	175.8
2	5:14.855	102.561	2:13.453	1:39.696		186.5
3	45:50.639	11.740		1:35.633	1:11.521	189.7
4	4:54.289	109.729	2:08.247	1:34.120	1:11.922	191.3
5	4:58.017	108.356	2:11.673	1:34.696	1:11.648	168.3
6	6:36.878	81.365	2:53.331	2:11.085		83.2
<i>Ideal</i>	<i>4:53.888</i>	<i>109.879</i>	<i>2:08.247</i>	<i>1:34.120</i>	<i>1:11.521</i>	<i>191.3</i>

41 39 Martin MORRIS

SBK Behind 29.140

Best Time 4:54.411 Best Speed 109.683 On 6 Gp

Lap	Lap Time	Lap Speed	Sector 1	Sector 2	Sector 3	Speed Trap
1	8:30.345	62.287		1:36.530	1:14.109	184.0
2	4:58.685	108.114	2:10.596	1:35.970	1:12.119	179.5
3	5:46.234	93.266	2:15.535	1:48.316		183.0
4	37:52.455	14.210		1:33.211	1:11.596	184.5
5	4:58.259	108.268	2:09.669	1:33.865	1:14.725	195.2
6	4:54.411	109.683	2:11.204	1:32.656	1:10.551	191.3
7	6:56.051	77.615	2:53.470	2:27.346		80.0
<i>Ideal</i>	<i>4:52.876</i>	<i>110.258</i>	<i>2:09.669</i>	<i>1:32.656</i>	<i>1:10.551</i>	<i>195.2</i>

42 80 Barry FURBER

SBK Behind 30.228

Best Time 4:55.499 Best Speed 109.280 On 5 Gp

Lap	Lap Time	Lap Speed	Sector 1	Sector 2	Sector 3	Speed Trap
1	8:24.745	62.978		1:34.873	1:13.622	171.3
2	5:03.700	106.329	2:14.693	1:35.938	1:13.069	163.0
3	5:47.692	92.875	2:15.653	1:50.217		170.0
4	38:14.610	14.073		1:33.742	1:11.852	171.3
5	4:55.499	109.280	2:12.550	1:32.043	1:10.906	173.5
6	5:15.705	102.285	2:22.498	1:36.793		103.4
<i>Ideal</i>	<i>4:55.499</i>	<i>109.280</i>	<i>2:12.550</i>	<i>1:32.043</i>	<i>1:10.906</i>	<i>173.5</i>

SUPERBIKE

Q1: First Qualifying

Wednesday, 07 May 2025

DETAILED SECTOR ANALYSIS

Qualifying Classification

Position

43 52 Ryan WHITEHALL

SBK Behind 31.240

Best Time 4:56.511 Best Speed 108.907 On 4 Gp

Lap	Lap Time	Lap Speed	Sector 1	Sector 2	Sector 3	Speed Trap
1	8:15.338	64.174		1:39.604	1:16.630	166.7
2	5:04.038	106.210	2:12.005	1:35.417		187.6
3	44:18.317	12.148		1:33.027	1:12.702	178.1
4	4:56.511	108.907	2:08.734	1:32.488		186.5
<i>Ideal</i>	4:53.924	109.865	2:08.734	1:32.488	1:12.702	187.6

44 44 Liam CHAWKE

SBK Behind 34.572

Best Time 4:59.843 Best Speed 107.696 On 4 Gp

Lap	Lap Time	Lap Speed	Sector 1	Sector 2	Sector 3	Speed Trap
1	7:57.734	66.539		1:39.070	1:15.339	160.7
2	5:07.007	105.183	2:14.619	1:38.088	1:14.300	167.5
3	43:56.868	12.246	2:14.052	1:35.274	1:12.730	178.6
4	4:59.843	107.696	2:11.396	1:35.895	1:12.552	185.5
<i>Ideal</i>	4:59.222	107.920	2:11.396	1:35.274	1:12.552	185.5

45 28 Darryl ANDERSON

SBK Behind 35.422

Best Time 5:00.693 Best Speed 107.392 On 3 Gp

Lap	Lap Time	Lap Speed	Sector 1	Sector 2	Sector 3	Speed Trap
1	5:54.895	89.570		1:40.513	1:13.397	178.1
2	5:03.404	106.432	2:13.153	1:38.129	1:12.122	163.4
3	5:00.693	107.392	2:12.133	1:37.138	1:11.422	179.1
4	6:07.806	87.796	2:33.326	2:00.638		113.4
5	44:45.825	12.023		1:36.210	1:11.667	181.0
6	5:58.726	90.019	2:23.583	1:59.482		129.0
<i>Ideal</i>	4:59.765	107.724	2:12.133	1:36.210	1:11.422	181.0

Qualifying Classification

Position

46 69 Brad CLARKE

SBK Behind 40.519

Best Time 5:05.790 Best Speed 105.602 On 5 Gp

Lap	Lap Time	Lap Speed	Sector 1	Sector 2	Sector 3	Speed Trap
1	7:54.524	66.989		1:38.713	1:15.592	173.5
2	5:11.180	103.773	2:16.146	1:38.898	1:16.136	170.5
3	6:07.171	87.948	2:15.699	2:02.872		174.4
4	36:58.258	14.557		1:36.391	1:13.510	172.2
5	5:05.790	105.602	2:13.846	1:38.940	1:13.004	173.1
6	5:17.798	101.612	2:15.558	1:43.084		173.1
<i>Ideal</i>	5:03.241	106.490	2:13.846	1:36.391	1:13.004	174.4

47 145 Daniel FORBES

SBK Behind 40.796

Best Time 5:06.067 Best Speed 105.506 On 4 Gp

Lap	Lap Time	Lap Speed	Sector 1	Sector 2	Sector 3	Speed Trap
1	9:06.341	58.183		1:39.360	1:17.327	165.0
2	5:14.546	102.662	2:17.999	1:38.127		170.5
3	44:24.783	12.118		1:37.353	1:12.999	180.5
4	5:06.067	105.506	2:14.445	1:38.613	1:13.009	178.6
5	5:34.933	96.413	2:18.355	1:37.109		137.7
<i>Ideal</i>	5:04.553	106.031	2:14.445	1:37.109	1:12.999	180.5

48 33 Paul CASSIDY

SBK Behind 42.077

Best Time 5:07.348 Best Speed 105.067 On 5 Gp

Lap	Lap Time	Lap Speed	Sector 1	Sector 2	Sector 3	Speed Trap
1	8:16.502	64.024		1:39.751	1:17.093	170.5
2	5:10.000	104.168	2:17.761	1:36.416	1:15.823	186.5
3	5:54.293	91.145	2:23.306	1:54.334		169.6
4	39:22.358	13.669		1:35.868	1:13.895	181.0
5	5:07.348	105.067	2:15.817	1:37.003	1:14.528	179.5
6	5:38.898	95.285	2:24.396	1:37.599		128.0
<i>Ideal</i>	5:05.580	105.674	2:15.817	1:35.868	1:13.895	186.5

SUPERBIKE

Q1: First Qualifying

Wednesday, 07 May 2025

DETAILED SECTOR ANALYSIS

Qualifying Classification

Position

49 139 Dermot CLEARY

SBK Behind **42.607**

Best Time **5:07.878** Best Speed **104.886** On **5** Gp

Lap	Lap Time	Lap Speed	Sector 1	Sector 2	Sector 3	Speed Trap
1	8:33.030	61.961		1:37.131	1:17.909	167.9
2	5:10.361	104.047	2:14.353	1:39.304	1:16.704	172.6
3	6:23.456	84.213				166.2
4	39:05.005	13.771	42:31.993	1:39.787	1:16.681	168.7
5	5:07.878	104.886	2:14.634	1:36.432	1:16.812	181.5
6	5:47.752	92.859	2:17.872	1:43.117		171.8
<i>Ideal</i>	<i>5:07.466</i>	<i>105.026</i>	<i>2:14.353</i>	<i>1:36.432</i>	<i>1:16.681</i>	<i>181.5</i>

Non Qualifiers

Position

6 Michael DUNLOP

SBK Behind **5.946**

Best Time **4:31.217** Best Speed **119.063** On **3** Gp

Lap	Lap Time	Lap Speed	Sector 1	Sector 2	Sector 3	Speed Trap
1	10:52.758	48.698		1:27.679		195.2
2	47:44.126	11.275		1:26.237	1:09.433	204.0
3	4:31.217	119.063	1:58.157	1:23.897		203.4
<i>Ideal</i>	<i>4:31.487</i>	<i>118.945</i>	<i>1:58.157</i>	<i>1:23.897</i>	<i>1:09.433</i>	<i>204.0</i>

13 Gary McCOY

SBK Behind **13.294**

Best Time **4:38.565** Best Speed **115.923** On **2** Gp

Lap	Lap Time	Lap Speed	Sector 1	Sector 2	Sector 3	Speed Trap
1	9:23.377	56.424		1:31.113	1:09.327	200.4
2	4:38.565	115.923	2:02.390	1:27.496	1:08.679	201.0
3	5:21.239	100.523	2:03.018	1:43.648		200.4
4	35:48.644	15.029		1:26.828	1:06.049	200.4
<i>Ideal</i>	<i>4:35.267</i>	<i>117.312</i>	<i>2:02.390</i>	<i>1:26.828</i>	<i>1:06.049</i>	<i>201.0</i>

Non Qualifiers

Position

174 Laurent HOFFMANN

SBK Behind **19.243**

Best Time **4:44.514** Best Speed **113.499** On **4** Gp

Lap	Lap Time	Lap Speed	Sector 1	Sector 2	Sector 3	Speed Trap
1	9:42.992	54.526		1:53.433		152.7
2	8:23.965	64.076		1:32.033		171.8
3	39:27.050	13.642		1:32.333	1:09.422	185.5
4	4:44.514	113.499	2:05.748	1:30.107	1:08.659	192.9
<i>Ideal</i>	<i>4:44.514</i>	<i>113.499</i>	<i>2:05.748</i>	<i>1:30.107</i>	<i>1:08.659</i>	<i>192.9</i>

29 Luca GOTTARDI

SBK Behind **23.850**

Best Time **4:49.121** Best Speed **111.690** On **2** Gp

Lap	Lap Time	Lap Speed	Sector 1	Sector 2	Sector 3	Speed Trap
1	7:37.287	69.514		1:32.990	1:11.651	177.2
2	4:49.121	111.690	2:06.928	1:29.796		192.4
3	8:54.820	60.379		2:07.878		143.6
<i>Ideal</i>	<i>4:48.375</i>	<i>111.979</i>	<i>2:06.928</i>	<i>1:29.796</i>	<i>1:11.651</i>	<i>192.4</i>

77 Barry BURRELL

SBK Behind **25.256**

Best Time **4:50.527** Best Speed **111.150** On **4** Gp

Lap	Lap Time	Lap Speed	Sector 1	Sector 2	Sector 3	Speed Trap
1	12:18.567	43.040		1:35.409	1:13.138	176.3
2	5:35.929	96.127	2:21.691	1:33.860		175.8
3	41:07.494	13.087		1:34.804	1:11.518	167.9
4	4:50.527	111.150	2:08.485	1:31.957	1:10.085	180.5
5	6:32.096	82.357	3:06.443	1:42.576		103.4
<i>Ideal</i>	<i>4:50.527</i>	<i>111.150</i>	<i>2:08.485</i>	<i>1:31.957</i>	<i>1:10.085</i>	<i>180.5</i>

2 Davey TODD

SBK Behind **25.736**

Best Time **4:51.007** Best Speed **110.966** On **4** Gp

Lap	Lap Time	Lap Speed	Sector 1	Sector 2	Sector 3	Speed Trap
1	5:23.973	98.119		1:28.883		192.4
2	15:07.843	35.570		2:00.496		202.2
3	43:53.256	12.263		1:24.798	1:04.683	201.6
4	4:51.007	110.966	2:01.208	1:25.624		202.8
<i>Ideal</i>	<i>4:30.689</i>	<i>119.296</i>	<i>2:01.208</i>	<i>1:24.798</i>	<i>1:04.683</i>	<i>202.8</i>

SUPERBIKE

Q1: First Qualifying

Wednesday, 07 May 2025

DETAILED SECTOR ANALYSIS

Non Qualifiers						
Position						

23 Marcus SIMPSON						
SBK		Behind		26.607		
Best Time	4:51.878	Best Speed	110.635	On	2	Gp

Lap	Lap Time	Lap Speed	Sector 1	Sector 2	Sector 3	Speed Trap
1	9:46.618	54.189		1:32.680	1:15.184	187.6
2	4:51.878	110.635	2:08.377	1:30.444		195.2
<i>Ideal</i>	4:54.005	109.835	2:08.377	1:30.444	1:15.184	195.2

45 Andrea MAJOLA						
SBK		Behind		30.793		
Best Time	4:56.064	Best Speed	109.071	On	3	Gp

Lap	Lap Time	Lap Speed	Sector 1	Sector 2	Sector 3	Speed Trap
1	6:17.544	84.197		1:42.257		185.0
2	54:02.334	9.959		1:33.555	1:11.098	170.9
3	4:56.064	109.071	2:08.269	1:32.761		186.5
<i>Ideal</i>	4:52.128	110.541	2:08.269	1:32.761	1:11.098	186.5

16 Mike BROWNE						
SBK		Behind		34.988		
Best Time	5:00.259	Best Speed	107.547	On	5	Gp

Lap	Lap Time	Lap Speed	Sector 1	Sector 2	Sector 3	Speed Trap
1	5:33.395	95.346		1:33.016		198.0
2	8:10.193	65.876		1:30.343	1:08.982	199.8
3	6:30.866	82.617	3:00.648	2:06.100		200.4
4	35:32.297	15.144		1:37.669	1:10.027	200.4
5	5:00.259	107.547	2:07.921	1:39.215		180.0
<i>Ideal</i>	4:47.246	112.419	2:07.921	1:30.343	1:08.982	200.4

97 Stephane BEDNAREK						
SBK		Behind		37.364		
Best Time	5:02.635	Best Speed	106.703	On	2	Gp

Lap	Lap Time	Lap Speed	Sector 1	Sector 2	Sector 3	Speed Trap
1	1:00:26.367	8.766		1:37.026	1:13.706	162.6
2	5:02.635	106.703	2:14.130	1:35.970	1:12.535	170.0
3	5:33.753	96.754	2:12.383	1:51.430		174.0
<i>Ideal</i>	5:00.888	107.322	2:12.383	1:35.970	1:12.535	174.0

Non Qualifiers						
Position						

87 Emil KRCHNAVY						
SBK		Behind		41.778		
Best Time	5:07.049	Best Speed	105.169	On	5	Gp

Lap	Lap Time	Lap Speed	Sector 1	Sector 2	Sector 3	Speed Trap
1	8:15.978	64.092		1:42.846	1:19.540	162.6
2	5:18.459	101.401	2:22.830	1:41.077	1:14.552	154.8
3	7:20.903	73.241	3:20.011	2:22.150		160.3
4	37:05.581	14.509		1:42.213	1:14.387	163.0
5	5:07.049	105.169	2:14.852	1:39.132	1:13.065	175.3
6	5:49.874	92.296	2:19.480	1:50.769		151.0
<i>Ideal</i>	5:07.049	105.169	2:14.852	1:39.132	1:13.065	175.3

222 Michael GAHAN						
SBK		Behind		47.673		
Best Time	5:12.944	Best Speed	103.188	On	2	Gp

Lap	Lap Time	Lap Speed	Sector 1	Sector 2	Sector 3	Speed Trap
1	7:56.104	66.767		1:38.161	1:15.488	169.2
2	5:12.944	103.188	2:15.404	1:36.465		167.1
3	1:02:16.652	8.642		27:55.385		107.4
<i>Ideal</i>	5:07.357	105.063	2:15.404	1:36.465	1:15.488	169.2

90 Craig KENNELLY						
SBK		Behind		48.154		
Best Time	5:13.425	Best Speed	103.029	On	5	Gp

Lap	Lap Time	Lap Speed	Sector 1	Sector 2	Sector 3	Speed Trap
1	9:46.354	54.213		1:46.721	1:20.763	132.8
2	5:28.394	98.333	2:25.766	1:43.154	1:19.474	163.8
3	6:12.281	86.741	2:31.895	2:09.580		151.3
4	37:06.102	14.506		1:38.960	1:18.090	164.6
5	5:13.425	103.029	2:18.601	1:38.453	1:16.371	171.8
6	5:36.345	96.009	2:20.921	1:38.622		154.1
<i>Ideal</i>	5:13.425	103.029	2:18.601	1:38.453	1:16.371	171.8

SUPERBIKE

Q1: First Qualifying

Wednesday, 07 May 2025

DETAILED SECTOR ANALYSIS

Non Qualifiers						
Position						

49 Kevin KEYES						
SBK		Behind		48.586		
Best Time	5:13.857	Best Speed	102.888	On	4	Gp

Lap	Lap Time	Lap Speed	Sector 1	Sector 2	Sector 3	Speed Trap
1	5:48.395	91.241		1:32.092		178.1
2	51:07.058	10.529		1:30.237		176.3
3	5:31.078	97.536		1:30.514	1:08.603	184.5
4	5:13.857	102.888	2:20.381	1:36.449		120.2
<i>Ideal</i>	<i>4:59.221</i>	<i>107.920</i>	<i>2:20.381</i>	<i>1:30.237</i>	<i>1:08.603</i>	<i>184.5</i>

43 Stephen DEGNAN						
SBK		Behind		48.962		
Best Time	5:14.233	Best Speed	102.765	On	6	Gp

Lap	Lap Time	Lap Speed	Sector 1	Sector 2	Sector 3	Speed Trap
1	8:15.142	64.200		1:40.947	1:21.186	166.7
2	6:04.533	88.585	2:23.291	2:23.038	1:18.204	169.2
3	6:28.030	83.220	2:28.279	2:25.804		168.7
4	36:02.668	14.932		1:40.223	1:17.137	168.7
5	5:15.277	102.424	2:18.757	1:39.173	1:17.347	165.4
6	5:14.233	102.765	2:18.158	1:39.973	1:16.102	167.1
7	6:40.848	80.559	2:48.904	2:14.838		118.1
<i>Ideal</i>	<i>5:13.433</i>	<i>103.027</i>	<i>2:18.158</i>	<i>1:39.173</i>	<i>1:16.102</i>	<i>169.2</i>

53 Wayne BOURGEOIS						
SBK		Behind		52.007		
Best Time	5:17.278	Best Speed	101.778	On	5	Gp

Lap	Lap Time	Lap Speed	Sector 1	Sector 2	Sector 3	Speed Trap
1	9:49.143	53.956		1:46.485	1:21.412	148.0
2	5:30.736	97.637	2:27.010	1:43.733		163.8
3	40:45.599	13.204		1:39.524	1:18.367	166.7
4	5:18.941	101.248	2:18.783	1:42.987	1:17.171	186.0
5	5:17.278	101.778	2:20.029	1:40.218	1:17.031	169.6
6	6:17.937	85.443	2:37.287	2:02.138		124.9
<i>Ideal</i>	<i>5:15.338</i>	<i>102.404</i>	<i>2:18.783</i>	<i>1:39.524</i>	<i>1:17.031</i>	<i>186.0</i>

Non Qualifiers						
Position						

19 Jean Pierre POLET						
SBK		Behind		1:05.989		
Best Time	5:31.260	Best Speed	97.482	On	6	Gp

Lap	Lap Time	Lap Speed	Sector 1	Sector 2	Sector 3	Speed Trap
1	8:14.049	64.342		1:40.530	1:16.864	183.0
2	5:37.487	95.684	2:47.088	1:37.429	1:12.970	188.6
3	5:32.646	97.076	2:14.630	1:43.694		188.1
4	36:37.284	14.696		1:39.602		185.5
5	7:50.711	68.603		1:36.713	1:12.392	184.0
6	5:31.260	97.482	2:16.423	1:35.047		149.0
<i>Ideal</i>	<i>5:02.069</i>	<i>106.903</i>	<i>2:14.630</i>	<i>1:35.047</i>	<i>1:12.392</i>	<i>188.6</i>

73 David BROOK						
SBK		Behind		2:25.849		
Best Time	6:51.120	Best Speed	78.546	On	2	Gp

Lap	Lap Time	Lap Speed	Sector 1	Sector 2	Sector 3	Speed Trap
1	14:05.991	37.575		1:33.493	1:12.991	187.6
2	6:51.120	78.546	2:51.166	2:20.421		174.4
3	38:32.264	13.966		1:34.686		185.5
<i>Ideal</i>	<i>5:37.650</i>	<i>95.637</i>	<i>2:51.166</i>	<i>1:33.493</i>	<i>1:12.991</i>	<i>187.6</i>

17 Mark GOODINGS						
SBK		Behind		3:34.460		
Best Time	7:59.731	Best Speed	67.313	On	2	Gp

Lap	Lap Time	Lap Speed	Sector 1	Sector 2	Sector 3	Speed Trap
1	9:40.351	54.774		1:56.012		130.7
2	7:59.731	67.313		1:56.666		126.1
<i>Ideal</i>	<i>0.000</i>	<i>0.000</i>		<i>1:56.012</i>		<i>130.7</i>

35 Don GILBERT						
SBK		Behind		3:56.812		
Best Time	8:22.083	Best Speed	64.316	On	1	Gp

Lap	Lap Time	Lap Speed	Sector 1	Sector 2	Sector 3	Speed Trap
1	8:22.083	63.312		1:34.142	1:12.510	164.2
<i>Ideal</i>	<i>0.000</i>	<i>0.000</i>		<i>1:34.142</i>	<i>1:12.510</i>	<i>164.2</i>

BRIGGS EQUIPMENT NORTH WEST 200

SUPERBIKE

Q1: First Qualifying

Wednesday, 07 May 2025

DETAILED SECTOR ANALYSIS



Non Qualifiers

Position

75 Austen WEBSTER

SBK Behind **6:50.531**

Best Time **11:15.802** Best Speed **47.783** On **1** Gp

Lap	Lap Time	Lap Speed	Sector 1	Sector 2	Sector 3	Speed Trap
1	11:15.802	47.037	1:41.203	1:18.121	171.8	
<i>Ideal</i>	<i>0.000</i>	<i>0.000</i>	<i>1:41.203</i>	<i>1:18.121</i>	<i>171.8</i>	



BRIGGS EQUIPMENT NORTH WEST 200

SUPERBIKE

Q1: First Qualifying

SECTOR ANALYSIS

Perfect Lap (sum of best sectors) = 4:23.584



SECTOR 1			SECTOR 2		SECTOR 3		IDEAL / BEST								
FINISH - BALLYALLY			BALLYALLY - METROPOLE		METROPOLE - FINISH		COMPARISON								
Pos	No	Name	Time	No	Name	Time	Pos	No	Name	Ideal Time	Best Time	Diff			
1	60	Peter HICKMAN	1:56.142	60	Peter HICKMAN	1:23.478	3	Dean HARRISON	1:03.964	1	60	Peter HICKMAN	4:23.838	4:25.271	1.433
2	3	Dean HARRISON	1:56.932	6	Michael DUNLOP	1:23.897	60	Peter HICKMAN	1:04.218	2	3	Dean HARRISON	4:25.413	4:26.030	0.617
3	34	Alastair SEELEY	1:57.031	3	Dean HARRISON	1:24.517	22	Paul JORDAN	1:04.225	3	34	Alastair SEELEY	4:26.750	4:26.869	0.119
4	36	Jamie COWARD	1:57.997	34	Alastair SEELEY	1:24.713	2	Davey TODD	1:04.683	4	22	Paul JORDAN	4:27.288	4:27.645	0.357
5	22	Paul JORDAN	1:58.034	38	Erno KOSTAMO	1:24.738	36	Jamie COWARD	1:04.693	5	38	Erno KOSTAMO	4:29.343	4:30.696	1.353
6	6	Michael DUNLOP	1:58.157	2	Davey TODD	1:24.798	34	Alastair SEELEY	1:05.006	6	36	Jamie COWARD	4:29.755	4:31.092	1.337
7	1	John McGUINNESS	1:58.421	22	Paul JORDAN	1:25.029	38	Erno KOSTAMO	1:05.101	7	6	Michael DUNLOP	4:31.487	4:31.217	0.270
8	65	Michael SWEENEY	1:58.855	18	Michael EVANS	1:26.020	20	David JOHNSON	1:05.424	8	65	Michael SWEENEY	4:30.903	4:31.874	0.971
9	38	Erno KOSTAMO	1:59.504	1	John McGUINNESS	1:26.233	4	Michael RUTTER	1:05.641	9	1	John McGUINNESS	4:30.475	4:33.260	2.785
10	15	Nathan HARRISON	2:00.334	65	Michael SWEENEY	1:26.241	11	Conor CUMMINS	1:05.706	10	15	Nathan HARRISON	4:33.409	4:33.409	0.000
11	8	Sam WEST	2:00.491	4	Michael RUTTER	1:26.550	8	Sam WEST	1:05.730	11	11	Conor CUMMINS	4:33.782	4:33.945	0.163
12	11	Conor CUMMINS	2:01.054	13	Gary McCOY	1:26.828	15	Nathan HARRISON	1:05.743	12	8	Sam WEST	4:33.957	4:33.957	0.000
13	4	Michael RUTTER	2:01.194	11	Conor CUMMINS	1:27.022	65	Michael SWEENEY	1:05.807	13	4	Michael RUTTER	4:33.385	4:33.980	0.595
14	2	Davey TODD	2:01.208	36	Jamie COWARD	1:27.065	1	John McGUINNESS	1:05.821	14	20	David JOHNSON	4:34.900	4:35.054	0.154
15	12	Ian HUTCHINSON	2:01.462	15	Nathan HARRISON	1:27.332	71	Phillip CROWE	1:05.981	15	92	Mitch REES	4:36.239	4:36.239	0.000
16	20	David JOHNSON	2:01.489	12	Ian HUTCHINSON	1:27.419	13	Gary McCOY	1:06.049	16	12	Ian HUTCHINSON	4:35.397	4:36.242	0.845
17	92	Mitch REES	2:01.986	8	Sam WEST	1:27.736	92	Mitch REES	1:06.386	17	18	Michael EVANS	4:35.788	4:36.695	0.907
18	7	Josh BROOKES	2:02.332	92	Mitch REES	1:27.867	18	Michael EVANS	1:06.510	18	71	Phillip CROWE	4:38.049	4:38.115	0.066
19	13	Gary McCOY	2:02.390	20	David JOHNSON	1:27.987	12	Ian HUTCHINSON	1:06.516	19	13	Gary McCOY	4:35.267	4:38.565	3.298
20	56	Adam McLEAN	2:02.524	9	Craig NEVE	1:28.002	9	Craig NEVE	1:06.600	20	7	Josh BROOKES	4:38.058	4:39.353	1.295
21	62	Maurizio BOTTALICO	2:02.933	7	Josh BROOKES	1:28.021	56	Adam McLEAN	1:07.212	21	9	Craig NEVE	4:37.993	4:40.424	2.431
22	71	Phillip CROWE	2:02.966	56	Adam McLEAN	1:28.338	59	Darryl TWEED	1:07.658	22	59	Darryl TWEED	4:40.675	4:40.675	0.000
23	24	Jonathan GOETSCHY	2:03.225	24	Jonathan GOETSCHY	1:28.746	62	Maurizio BOTTALICO	1:07.667	23	56	Adam McLEAN	4:38.074	4:40.788	2.714
24	18	Michael EVANS	2:03.258	71	Phillip CROWE	1:29.102	7	Josh BROOKES	1:07.705	24	24	Jonathan GOETSCHY	4:40.236	4:41.038	0.802
25	9	Craig NEVE	2:03.391	59	Darryl TWEED	1:29.257	30	Eddy FERRE	1:08.226	25	62	Maurizio BOTTALICO	4:41.396	4:41.472	0.076
26	59	Darryl TWEED	2:03.760	10	James CHAWKE	1:29.772	24	Jonathan GOETSCHY	1:08.265	26	30	Eddy FERRE	4:42.492	4:42.725	0.233
27	30	Eddy FERRE	2:03.892	29	Luca GOTTARDI	1:29.796	25	Amalric BLANC	1:08.395	27	10	James CHAWKE	4:43.137	4:43.137	0.000
28	10	James CHAWKE	2:04.968	66	Ryan GIBSON	1:29.990	10	James CHAWKE	1:08.397	28	174	Laurent HOFFMANN	4:44.514	4:44.514	0.000
29	66	Ryan GIBSON	2:05.369	174	Laurent HOFFMANN	1:30.107	49	Kevin KEYES	1:08.603	29	66	Ryan GIBSON	4:44.242	4:45.188	0.946
30	174	Laurent HOFFMANN	2:05.748	49	Kevin KEYES	1:30.237	174	Laurent HOFFMANN	1:08.659	30	25	Amalric BLANC	4:45.007	4:45.301	0.294
31	212	Dean McMASTER	2:05.802	16	Mike BROWNE	1:30.343	66	Ryan GIBSON	1:08.883	31	42	Jonathan PERRY	4:46.955	4:46.955	0.000
32	14	Ilja CALJOUW	2:05.815	41	Aaron SPENCE	1:30.347	5	Marty LENNON	1:08.900	32	41	Aaron SPENCE	4:47.215	4:47.630	0.415
33	25	Amalric BLANC	2:05.883	30	Eddy FERRE	1:30.374	16	Mike BROWNE	1:08.982	33	119	Kris DUNCAN	4:48.038	4:48.038	0.000
34	42	Jonathan PERRY	2:05.926	23	Marcus SIMPSON	1:30.444	41	Aaron SPENCE	1:09.341	34	14	Ilja CALJOUW	4:48.906	4:48.906	0.000
35	119	Kris DUNCAN	2:06.538	25	Amalric BLANC	1:30.729	6	Michael DUNLOP	1:09.433	35	29	Luca GOTTARDI	4:48.375	4:49.121	0.746
36	5	Marty LENNON	2:06.767	62	Maurizio BOTTALICO	1:30.796	58	Paul WILLIAMS	1:09.436	36	212	Dean McMASTER	4:47.716	4:49.448	1.732
37	29	Luca GOTTARDI	2:06.928	42	Jonathan PERRY	1:31.189	119	Kris DUNCAN	1:09.699	37	5	Marty LENNON	4:47.375	4:49.610	2.235
38	21	Joe YEARDSLEY	2:07.159	212	Dean McMASTER	1:31.614	42	Jonathan PERRY	1:09.840	38	77	Barry BURRELL	4:50.527	4:50.527	0.000
39	41	Aaron SPENCE	2:07.527	5	Marty LENNON	1:31.708	77	Barry BURRELL	1:10.085	39	58	Paul WILLIAMS	4:50.239	4:50.681	0.442
40	58	Paul WILLIAMS	2:07.721	119	Kris DUNCAN	1:31.801	14	Ilja CALJOUW	1:10.112	40	2	Davey TODD	4:30.689	4:51.007	20.318
41	16	Mike BROWNE	2:07.921	77	Barry BURRELL	1:31.957	85	Olivier LUPBERGER	1:10.212	41	50	Julian TRUMMER	4:51.410	4:51.410	0.000
42	50	Julian TRUMMER	2:08.132	80	Barry FURBER	1:32.043	212	Dean McMASTER	1:10.300	42	23	Marcus SIMPSON	4:54.005	4:51.878	2.127
43	40	Rhys HARDISTY	2:08.247	91	Graham McALEESE	1:32.348	39	Martin MORRIS	1:10.551	43	85	Olivier LUPBERGER	4:53.182	4:53.190	0.008
44	45	Andrea MAJOLA	2:08.269	52	Ryan WHITEHALL	1:32.488	50	Julian TRUMMER	1:10.653	44	21	Joe YEARDSLEY	4:51.537	4:53.829	2.292
45	23	Marcus SIMPSON	2:08.377	50	Julian TRUMMER	1:32.625	80	Barry FURBER	1:10.906	45	91	Graham McALEESE	4:54.090	4:54.090	0.000
46	77	Barry BURRELL	2:08.485	21	Joe YEARDSLEY	1:32.648	88	Sean McTAGGART	1:11.080	46	88	Sean McTAGGART	4:54.168	4:54.168	0.000
47	52	Ryan WHITEHALL	2:08.734	39	Martin MORRIS	1:32.656	45	Andrea MAJOLA	1:11.098	47	40	Rhys HARDISTY	4:53.888	4:54.289	0.401
48	85	Olivier LUPBERGER	2:09.103	45	Andrea MAJOLA	1:32.761	28	Darryl ANDERSON	1:11.422	48	39	Martin MORRIS	4:52.876	4:54.411	1.535
49	91	Graham McALEESE	2:09.578	14	Ilja CALJOUW	1:32.979	40	Rhys HARDISTY	1:11.521	49	80	Barry FURBER	4:55.499	4:55.499	0.000
50	39	Martin MORRIS	2:09.669	58	Paul WILLIAMS	1:33.082	29	Luca GOTTARDI	1:11.651	50	45	Andrea MAJOLA	4:52.128	4:56.064	3.936
51	88	Sean McTAGGART	2:09.913	88	Sean McTAGGART	1:33.175	21	Joe YEARDSLEY	1:11.730	51	52	Ryan WHITEHALL	4:53.924	4:56.511	2.587
52	44	Liam CHAWKE	2:11.396	73	David BROOK	1:33.493	91	Graham McALEESE	1:12.164	52	44	Liam CHAWKE	4:59.222	4:59.843	0.621
53	28	Darryl ANDERSON	2:12.133	85	Olivier LUPBERGER	1:33.867	19	Jean Pierre POLET	1:12.392	53	16	Mike BROWNE	4:47.246	5:00.259	13.013
54	97	Stephane BEDNAREK	2:12.383	40	Rhys HARDISTY	1:34.120	35	Don GILBERT	1:12.510	54	28	Darryl ANDERSON	4:59.765	5:00.693	0.928
55	80	Barry FURBER	2:12.550	35	Don GILBERT	1:34.142	97	Stephane BEDNAREK	1:12.535	55	97	Stephane BEDNAREK	5:00.888	5:02.635	1.747



BRIGGS EQUIPMENT NORTH WEST 200

SUPERBIKE

Q1: First Qualifying

SECTOR ANALYSIS

Perfect Lap (sum of best sectors) = **4:23.584**



56	69 Brad CLARKE	2:13.846	19 Jean Pierre POLET	1:35.047	44 Liam CHAWKE	1:12.552	56	69 Brad CLARKE	5:03.241	5:05.790	2.549
57	139 Dermot CLEARY	2:14.353	44 Liam CHAWKE	1:35.274	52 Ryan WHITEHALL	1:12.702	57	145 Daniel FORBES	5:04.553	5:06.067	1.514
58	145 Daniel FORBES	2:14.445	33 Paul CASSIDY	1:35.868	73 David BROOK	1:12.991	58	87 Emil KRCHNAVY	5:07.049	5:07.049	0.000
59	19 Jean Pierre POLET	2:14.630	97 Stephane BEDNAREK	1:35.970	145 Daniel FORBES	1:12.999	59	33 Paul CASSIDY	5:05.580	5:07.348	1.768
60	87 Emil KRCHNAVY	2:14.852	28 Darryl ANDERSON	1:36.210	69 Brad CLARKE	1:13.004	60	139 Dermot CLEARY	5:07.466	5:07.878	0.412
61	222 Michael GAHAN	2:15.404	69 Brad CLARKE	1:36.391	87 Emil KRCHNAVY	1:13.065	61	222 Michael GAHAN	5:07.357	5:12.944	5.587
62	33 Paul CASSIDY	2:15.817	139 Dermot CLEARY	1:36.432	33 Paul CASSIDY	1:13.895	62	90 Craig KENNELLY	5:13.425	5:13.425	0.000
63	43 Stephen DEGNAN	2:18.158	222 Michael GAHAN	1:36.465	23 Marcus SIMPSON	1:15.184	63	49 Kevin KEYES	4:59.221	5:13.857	14.636
64	90 Craig KENNELLY	2:18.601	145 Daniel FORBES	1:37.109	222 Michael GAHAN	1:15.488	64	43 Stephen DEGNAN	5:13.433	5:14.233	0.800
65	53 Wayne BOURGEOIS	2:18.783	90 Craig KENNELLY	1:38.453	43 Stephen DEGNAN	1:16.102	65	53 Wayne BOURGEOIS	5:15.338	5:17.278	1.940
66	49 Kevin KEYES	2:20.381	87 Emil KRCHNAVY	1:39.132	90 Craig KENNELLY	1:16.371	66	19 Jean Pierre POLET	5:02.069	5:31.260	29.191
67	73 David BROOK	2:51.166	43 Stephen DEGNAN	1:39.173	139 Dermot CLEARY	1:16.681	67	73 David BROOK	5:37.650	6:51.120	73.470
			53 Wayne BOURGEOIS	1:39.524	53 Wayne BOURGEOIS	1:17.031	68	17 Mark GOODINGS		7:59.731	
			75 Austen WEBSTER	1:41.203	75 Austen WEBSTER	1:18.121					
			17 Mark GOODINGS	1:56.012							

BRIGGS EQUIPMENT NORTH WEST 200

SUPERBIKE

Q1: First Qualifying
Wednesday, 07 May 2025



NW200

SPEED TRAP ON APPROACH TO UNIVERSITY

Class	No/Name	Fastest	Lap 1	Lap 2	Lap 3	Lap 4	Lap 5	Lap 6	Lap 7	Lap 8	Lap 9	Lap 10	Lap 11	Lap 12
SBK	3 Dean HARRISON	209.1	204.7	201.6	209.1	205.9	203.4	204.7	203.4	204.0				
SBK	38 Erno KOSTAMO	206.5	180.5	195.2	204.0	206.5	202.8							
SBK	65 Michael SWEENEY	206.5	184.0	194.0	204.0	203.4	206.5	203.4	204.7	199.8				
SBK	4 Michael RUTTER	205.9	201.0	201.6	179.5	205.9	202.2	200.4	196.9					
SBK	6 Michael DUNLOP	204.0	195.2	204.0	203.4									
SBK	34 Alastair SEELEY	203.4	187.0	202.2	200.4	200.4	196.3	202.2	203.4	167.9				
SBK	2 Davey TODD	202.8	192.4	202.2	201.6	202.8								
SBK	20 David JOHNSON	202.2	191.8	202.2	201.0	200.4	198.0	192.9	199.8	156.2				
SBK	36 Jamie COWARD	202.2	202.2	201.6	199.2	198.0	198.0	197.5	198.0					
SBK	12 Ian HUTCHINSON	201.6	199.8	199.2	189.1	199.8	201.6	196.9						
SBK	60 Peter HICKMAN	201.0	196.9	198.0	199.8	199.8	201.0	201.0	195.7					
SBK	8 Sam WEST	201.0	200.4	198.0	196.3	193.5	201.0	199.8	199.2	156.6				
SBK	13 Gary McCOY	201.0	200.4	201.0	200.4	200.4								
SBK	16 Mike BROWNE	200.4	198.0	199.8	200.4	200.4	180.0							
SBK	22 Paul JORDAN	200.4	188.6	191.3	200.4	154.4	188.6	198.6	198.0	143.3				
SBK	9 Craig NEVE	199.8	199.2	198.6	191.8	121.1	199.8	175.8	192.4	191.8				
SBK	11 Conor CUMMINS	199.2	193.5	199.2	191.8	177.7	185.5	196.3	198.6					
SBK	1 John McGUINNESS	199.2	194.0	179.1	190.7	199.2	196.9	199.2	196.9					
SBK	24 Jonathan GOETSCHY	199.2	184.0	192.9	188.6	194.6	199.2	198.0	120.4					
SBK	18 Michael EVANS	198.6	170.9	198.6	198.6	186.0	189.1	175.3	197.5					
SBK	41 Aaron SPENCE	196.9	171.8	196.9	188.1	109.5	195.2	189.7	176.3	196.3				
SBK	15 Nathan HARRISON	196.9	195.2	192.9	196.9	195.7	188.6	196.3	120.9					
SBK	7 Josh BROOKES	196.9	187.6	195.7	196.9	196.3	187.0	176.7						
SBK	25 Amalric BLANC	195.7	178.6	186.0	187.6	179.1	195.7	192.4	126.6					
SBK	66 Ryan GIBSON	195.7	184.0	182.5	195.2	193.5	191.8	195.7						
SBK	23 Marcus SIMPSON	195.2	187.6	195.2										
SBK	39 Martin MORRIS	195.2	184.0	179.5	183.0	184.5	195.2	191.3	80.0					
SBK	21 Joe YEARDSLEY	194.6	173.5	191.8	184.5	177.7	186.5	194.6						
SBK	30 Eddy FERRE	194.0	193.5	182.5	190.7	194.0	96.3							
SBK	88 Sean McTAGGART	193.5	175.3	183.5	183.0	98.3	186.5	192.4	193.5	179.5				
SBK	91 Graham McALEESE	193.5	165.8	190.2	128.0	167.5	181.5	193.5	179.5					
SBK	59 Darryl TWEED	193.5	172.6	187.0	190.7	191.8	193.5	190.7	190.2					
SBK	56 Adam McLEAN	192.9	183.5	191.3	189.7	192.4	192.9	191.8						
SBK	5 Marty LENNON	192.9	180.5	177.7	169.2	184.0	186.0	192.9	79.2					
SBK	174 Laurent HOFFMANN	192.9	152.7	171.8	185.5	192.9								
SBK	29 Luca GOTTARDI	192.4	177.2	192.4	143.6									
SBK	92 Mitch REES	192.4	190.2	180.5	192.4	192.4	168.3							
SBK	14 Ilja CALJOUW	191.8	177.2	182.0	182.0	111.7	188.6	189.7	190.2	191.8				
SBK	212 Dean McMASTER	191.8	188.6	191.8	168.7	188.6	191.3	188.6						
SBK	62 Maurizio BOTTALICO	191.3	191.3	190.2	177.2	184.0	182.5	140.3						
SBK	40 Rhys HARDISTY	191.3	175.8	186.5	189.7	191.3	168.3	83.2						
SBK	50 Julian TRUMMER	190.7	190.7	186.5	181.5	181.5	182.5	106.4						
SBK	119 Kris DUNCAN	190.2	184.0	188.6	187.0	188.6	190.2	186.0						
SBK	42 Jonathan PERRY	190.2	186.0	189.7	188.1	190.2	187.6	180.5	112.4					
SBK	10 James CHAWKE	189.7	181.5	189.7	186.5	183.5	189.7	118.5						
SBK	19 Jean Pierre POLET	188.6	183.0	188.6	188.1	185.5	184.0	149.0						
SBK	52 Ryan WHITEHALL	187.6	166.7	187.6	178.1	186.5								
SBK	73 David BROOK	187.6	187.6	174.4	185.5									
SBK	85 Olivier LUPBERGER	187.6	171.8	184.0	180.5	167.5	187.6	120.4						
SBK	71 Phillip CROWE	187.6	173.1	183.5	187.6	184.0	183.5	165.0	121.8					
SBK	33 Paul CASSIDY	186.5	170.5	186.5	169.6	181.0	179.5	128.0						



BRIGGS EQUIPMENT NORTH WEST 200

SUPERBIKE

Q1: First Qualifying
Wednesday, 07 May 2025



NW200

SPEED TRAP ON APPROACH TO UNIVERSITY

Class	No/Name	Fastest	Lap 1	Lap 2	Lap 3	Lap 4	Lap 5	Lap 6	Lap 7	Lap 8	Lap 9	Lap 10	Lap 11	Lap 12
SBK	58 Paul WILLIAMS	186.5	185.0	<u>186.5</u>	169.6	182.5	185.5	133.3						
SBK	45 Andrea MAJOLA	186.5	185.0	170.9	<u>186.5</u>									
SBK	53 Wayne BOURGEAIS	186.0	148.0	163.8	166.7	<u>186.0</u>	169.6	124.9						
SBK	44 Liam CHAWKE	185.5	160.7	167.5	178.6	<u>185.5</u>								
SBK	49 Kevin KEYES	184.5	178.1	176.3	<u>184.5</u>	120.2								
SBK	139 Dermot CLEARY	181.5	167.9	172.6	166.2	168.7	<u>181.5</u>	171.8						
SBK	28 Darryl ANDERSON	181.0	178.1	163.4	179.1	113.4	<u>181.0</u>	129.0						
SBK	145 Daniel FORBES	180.5	165.0	170.5	<u>180.5</u>	178.6	137.7							
SBK	77 Barry BURRELL	180.5	176.3	175.8	167.9	<u>180.5</u>	103.4							
SBK	87 Emil KRCHNAVY	175.3	162.6	154.8	160.3	163.0	<u>175.3</u>	151.0						
SBK	69 Brad CLARKE	174.4	173.5	170.5	<u>174.4</u>	172.2	173.1	173.1						
SBK	97 Stephane BEDNAREK	174.0	162.6	170.0	<u>174.0</u>									
SBK	80 Barry FURBER	173.5	171.3	163.0	170.0	171.3	<u>173.5</u>	103.4						
SBK	75 Austen WEBSTER	171.8	<u>171.8</u>											
SBK	90 Craig KENNELLY	171.8	132.8	163.8	151.3	164.6	<u>171.8</u>	154.1						
SBK	222 Michael GAHAN	169.2	<u>169.2</u>	167.1	107.4									
SBK	43 Stephen DEGNAN	169.2	166.7	<u>169.2</u>	168.7	168.7	165.4	167.1	118.1					
SBK	35 Don GILBERT	164.2	<u>164.2</u>											
SBK	17 Mark GOODINGS	130.7	<u>130.7</u>	126.1										

BRIGGS EQUIPMENT NORTH WEST 200 SUPERBIKE

Q8: Second Qualifying
Thursday, 08 May 2025




Qualifying Time **5:07.345** Qualifying Speed **105.068**

Pos	Class	No	Name	Machine / Sponsor	Best Lap		Total Laps	Qualifying Laps
					Time	Speed		
1	SBK	60	Peter HICKMAN	BMW - 8Ten Racing BMW Motorrad	4:19.168	124.599	7	5
2	SBK	74	Davey TODD	BMW - 8Ten Racing BMW Motorrad	4:20.274	1.106 124.069	6	4
3	SBK	3	Dean HARRISON	Honda - Honda Racing UK	4:20.289	1.121 124.062	2	8
4	SBK	34	Alastair SEELEY	BMW - SMS / Nicholl Oils Racing	4:20.384	1.216 124.017	7	5
5	SBK	6	Michael DUNLOP	BMW - MD Hawk Racing	4:22.593	3.425 122.974	4	7
6	SBK	36	Jamie COWARD	BMW - KTS Racing by Stanley Stewart	4:24.833	5.665 121.933	6	4
7	SBK	12	Ian HUTCHINSON	BMW - moobob MLav Racing	4:25.480	6.312 121.636	4	5
8	SBK	38	Erno KOSTAMO	BMW - RVS Motorsport	4:25.819	6.651 121.481	5	6
9	SBK	1	John McGUINNESS	Honda - Honda Racing UK	4:25.877	6.709 121.455	9	7
10	SBK	22	Paul JORDAN	Honda - Jackson Racing by Prosper2	4:26.680	7.512 121.089	6	5
11	SBK	16	Mike BROWNE	BMW - moobob MLav Racing	4:26.856	7.688 121.009	7	9
12	SBK	4	Michael RUTTER	BMW - Bathams AJN Racing	4:27.158	7.990 120.872	7	6
13	SBK	11	Conor CUMMINS	BMW - Burrows Engineering/RK Racing	4:28.007	8.839 120.489	6	7
14	SBK	15	Nathan HARRISON	Honda - H & H Motorcycles	4:28.294	9.126 120.361	4	4
15	SBK	7	Josh BROOKES	Honda - Jackson Racing by Prosper2	4:29.022	9.854 120.035	7	4
16	SBK	8	Sam WEST	BMW - Moto-Hub.co.uk	4:29.990	10.822 119.604	6	9
17	SBK	20	David JOHNSON	Kawasaki - Platinum Club Racing Kawasaki	4:31.346	12.178 119.007	4	8
18	SBK	18	Michael EVANS	Honda - Dafabet Racing	4:31.360	12.192 119.001	5	8
19	SBK	24	Jonathan GOETSCHY	BMW - Optimark Road Racing	4:34.553	15.385 117.617	3	4
20	SBK	62	Maurizio BOTTALICO	BMW - Crowe Performance	4:35.009	15.841 117.422	3	5
21	SBK	23	Marcus SIMPSON	Honda - WH Racing powered by Dynobike	4:35.048	15.880 117.405	6	8
22	SBK	10	James CHAWKE	BMW - Lyonara/Chawkie Racing	4:35.767	16.599 117.099	4	8
23	SBK	25	Amalric BLANC	Honda - Team Gazzz 58/B&M/HML	4:36.254	17.086 116.892	5	6
24	SBK	29	Luca GOTTARDI	BMW - Cerin by Penz13	4:37.106	17.938 116.533	6	8
25	SBK	30	Eddy FERRE	BMW - Optimark Road Racing	4:37.487	18.319 116.373	7	5
26	SBK	174	Laurent HOFFMANN	BMW - Hoffmann by MRP	4:38.263	19.095 116.048	4	7
27	SBK	71	Phillip CROWE	BMW - Crowe Performance	4:38.608	19.440 115.905	2	5
28	SBK	66	Ryan GIBSON	BMW - Gibson Motors/Firewood Supplies	4:38.992	19.824 115.745	7	8
29	SBK	77	Barry BURRELL	BMW - Halliwell Jones BMW Motorrad	4:39.486	20.318 115.541	4	5
30	SBK	41	Aaron SPENCE	Honda - Sebden Steel/Spence Engineering	4:39.722	20.554 115.443	6	6
31	SBK	5	Marty LENNON	BMW - ML Designs	4:40.659	21.491 115.058	9	9
32	SBK	52	Ryan WHITEHALL	Yamaha - WR Racing	4:40.834	21.666 114.986	4	5
33	SBK	42	Jonathan PERRY	Honda - Gordon Huxley Racing	4:41.987	22.819 114.516	6	7
34	SBK	212	Dean McMASTER	BMW - AIR NI Racing	4:42.730	23.562 114.215	3	8
35	SBK	119	Kris DUNCAN	Yamaha - KD/TCC Racing 119	4:43.740	24.572 113.808	6	4
36	SBK	50	Julian TRUMMER	Kawasaki - LionHeart Moto Racing	4:44.389	25.221 113.549	3	8
37	SBK	80	Barry FURBER	Honda - DC Autos	4:44.671	25.503 113.436	6	7
38	SBK	65	Michael SWEENEY	BMW - MJR Racing	4:44.840	25.672 113.369	2	3
39	SBK	88	Sean McTAGGART	BMW - Smith's Garage	4:46.457	27.289 112.729	4	5
40	SBK	85	Olivier LUPBERGER	Yamaha - Team by Heidger Motorsport	4:47.225	28.057 112.428	3	6
41	SBK	40	Rhys HARDISTY	Yamaha - Never Be Clever Racing	4:47.319	28.151 112.391	3	6
42	SBK	39	Martin MORRIS	Honda	4:47.504	28.336 112.318	7	7
43	SBK	97	Stephane BEDNAREK	Yamaha - F.R.T.	4:49.001	29.833 111.737	5	5
44	SBK	35	Don GILBERT	Suzuki - The Don Racing	4:50.476	31.308 111.169	7	5
45	SBK	45	Andrea MAJOLA	Yamaha - Parker Car Transport	4:50.617	31.449 111.115	2	5
46	SBK	28	Darryl ANDERSON	Yamaha - DKR	4:50.777	31.609 111.054	2	4
47	SBK	58	Paul WILLIAMS	Yamaha - Lee Williams Motorsport	4:51.046	31.878 110.952	3	4
48	SBK	17	Mark GOODINGS	BMW - LMT Motorsport	4:51.606	32.438 110.738	6	7
49	SBK	19	Jean Pierre POLET	BMW - Road's Warrior	4:55.264	36.096 109.367	6	7
50	SBK	53	Wayne BOURGEAIS	Yamaha - Team Basomba Racing/WB Racing	4:55.411	36.243 109.312	7	8
51	SBK	33	Paul CASSIDY	Honda - eSIMGo	4:55.878	36.710 109.140	2	5
52	SBK	91	Graham McALEESE	BMW - GMAC Racing	4:56.078	36.910 109.066	2	3
53	SBK	44	Liam CHAWKE	Suzuki - Chawkie Racing SC	4:59.350	40.182 107.874	5	6
54	SBK	87	Emil KRCHNAVY	Kawasaki - KRS Racing by ZD-Motorsport	4:59.827	40.659 107.702	7	8
55	SBK	90	Craig KENNELLY	Honda - Residio Racing	5:00.160	40.992 107.583	2	5
56	SBK	139	Dermot CLEARY	Suzuki - Cleary Racing	5:01.038	41.870 107.269	3	5
57	SBK	69	Brad CLARKE	Suzuki - Powerslide Racing	5:03.338	44.170 106.456	4	6

Non Qualifiers

Provisional result to be confirmed by the Stewards of the Meeting subject to completion of technical inspections & the time limit for protests Page 1 / 2

Circuit	The Triangle	Signed	Organising Club	Coleraine & District MC
Length(miles)	8.9700 Lap 1 (8.8300)		Qualifying Started	13:50
Weather	Sunny	Chief Timekeeper		
Track	Dry, 35.5°C	Issued At: 14:45		



BRIGGS EQUIPMENT NORTH WEST 200

SUPERBIKE

Q8: Second Qualifying

Thursday, 08 May 2025



Qualifying Time

5:07.345

Qualifying Speed


105.068

Pos	Class	No	Name	Machine / Sponsor	Best Lap		On	Total Laps	Qualifying Laps	
					Time	Speed				
Non Qualifiers										
	SBK	21	Joe YEARDSLEY	Aprilia - Scott Racing Motorcycles	4:48.314	29.146	112.003	2	3	1
	SBK	109	Neil KERNOHAN	Yamaha - Kernohan Racing	4:57.912	38.744	108.394	2	2	1
	SBK	73	David BROOK	Honda - brooksuspension.com	5:01.042	41.874	107.267	3	3	1
	SBK	145	Daniel FORBES	Suzuki - FB Racing	6:22.036	2:02.868	84.526	2	2	0
	SBK	59	Darryl TWEED	Yamaha - Never Be Clever Racing	6:36.048	2:16.880	81.536	1	1	0
	SBK	92	Mitch REES	Honda - Milenco by Padgett's Motorcycles	6:40.082	2:20.914	80.713	1	1	0

No 38 - No transponder detected after 2nd lap

Provisional result to be confirmed by the Stewards of the Meeting subject to completion of technical inspections & the time limit for protests

Page 2 / 2

Circuit	The Triangle	Signed		Organising Club	Coleraine & District MC
Length(miles)	8.9700 Lap 1 (8.8300)	Chief Timekeeper		Qualifying Started	13:50
Weather	Sunny	Issued At:	14:45		
Track	Dry, 35.5°C				



SUPERBIKE

Q8: Second Qualifying

Thursday, 08 May 2025

DETAILED SECTOR ANALYSIS

Qualifying Classification

Position

1 60 Peter HICKMAN

SBK Behind

Best Time **4:19.168** Best Speed **124.599** On **7** Gp

Lap	Lap Time	Lap Speed	Sector 1	Sector 2	Sector 3	Speed Trap
1	9:15.904	57.183	1:25.943	1:04.257	198.0	
2	4:23.515	122.543	1:55.853	1:23.941	1:03.721	202.2
3	4:29.319	119.902	2:00.182	1:25.894	1:03.243	177.2
4	4:28.380	120.322	1:56.711	1:23.509		198.0
5	15:17.740	35.186		1:23.607	1:03.488	199.8
6	4:22.961	122.801	1:55.663	1:24.179	1:03.119	202.2
7	4:19.168	124.599	1:54.750	1:22.390	1:02.028	200.4
<i>Ideal</i>	<i>4:19.168</i>	<i>124.599</i>	<i>1:54.750</i>	<i>1:22.390</i>	<i>1:02.028</i>	<i>202.2</i>

2 74 Davey TODD

SBK Behind **1.106**

Best Time **4:20.274** Best Speed **124.069** On **6** Gp

Lap	Lap Time	Lap Speed	Sector 1	Sector 2	Sector 3	Speed Trap
1	4:52.645	108.623		1:24.181	1:04.139	203.4
2	4:21.047	123.702	1:55.308	1:22.897	1:02.842	202.2
3	4:44.392	113.547	1:59.783	1:24.439		198.6
4	19:33.254	27.523		1:24.035		202.2
5	8:51.063	60.806		1:24.212	1:06.523	196.9
6	4:20.274	124.069	1:55.291	1:22.859	1:02.124	201.0
<i>Ideal</i>	<i>4:20.274</i>	<i>124.069</i>	<i>1:55.291</i>	<i>1:22.859</i>	<i>1:02.124</i>	<i>203.4</i>

3 3 Dean HARRISON

SBK Behind **1.121**

Best Time **4:20.289** Best Speed **124.062** On **2** Gp

Lap	Lap Time	Lap Speed	Sector 1	Sector 2	Sector 3	Speed Trap
1	4:53.717	108.227		1:23.788	1:03.878	207.8
2	4:20.289	124.062	1:54.599	1:23.081	1:02.609	208.5
3	4:53.503	110.023	2:17.692	1:25.628		204.0
4	12:12.324	44.095		1:24.915	1:04.405	197.5
5	4:25.536	121.611	1:55.716	1:24.266		202.2
6	8:34.235	62.796		1:24.615	1:03.717	201.0
7	4:21.675	123.405	1:55.171	1:23.670	1:02.834	204.0
8	4:21.801	123.346	1:55.060	1:23.369	1:03.372	202.8
<i>Ideal</i>	<i>4:20.289</i>	<i>124.062</i>	<i>1:54.599</i>	<i>1:23.081</i>	<i>1:02.609</i>	<i>208.5</i>

Qualifying Classification

Position

4 34 Alastair SEELEY

SBK Behind **1.216**

Best Time **4:20.384** Best Speed **124.017** On **7** Gp

Lap	Lap Time	Lap Speed	Sector 1	Sector 2	Sector 3	Speed Trap
1	5:07.583	103.348		1:23.461	1:04.136	196.3
2	4:23.302	122.642	1:56.900	1:22.909	1:03.493	200.4
3	4:21.199	123.630	1:54.894	1:22.964	1:03.341	200.4
4	4:26.746	121.059	1:55.610	1:23.464		198.0
5	14:04.113	38.256		1:26.527	1:04.997	199.2
6	4:23.220	122.681	1:55.454	1:23.106	1:04.660	198.6
7	4:20.384	124.017	1:54.667	1:23.116	1:02.601	199.8
<i>Ideal</i>	<i>4:20.177</i>	<i>124.116</i>	<i>1:54.667</i>	<i>1:22.909</i>	<i>1:02.601</i>	<i>200.4</i>

5 6 Michael DUNLOP

SBK Behind **3.425**

Best Time **4:22.593** Best Speed **122.974** On **4** Gp

Lap	Lap Time	Lap Speed	Sector 1	Sector 2	Sector 3	Speed Trap
1	8:59.999	58.867		1:27.465	1:13.146	202.2
2	4:41.283	114.803	1:55.174	1:28.810		199.2
3	9:53.558	54.404		1:34.148	1:08.205	202.8
4	4:22.593	122.974	1:55.793	1:23.023	1:03.777	207.2
5	4:43.792	113.788	2:09.427	1:24.471		204.0
6	9:18.537	57.815		1:33.085	1:08.329	205.3
7	4:54.856	109.518	1:54.519	1:22.523		205.3
<i>Ideal</i>	<i>4:20.819</i>	<i>123.810</i>	<i>1:54.519</i>	<i>1:22.523</i>	<i>1:03.777</i>	<i>207.2</i>

6 36 Jamie COWARD

SBK Behind **5.665**

Best Time **4:24.833** Best Speed **121.933** On **6** Gp

Lap	Lap Time	Lap Speed	Sector 1	Sector 2	Sector 3	Speed Trap
1	6:40.404	79.390		1:26.505	1:04.938	196.3
2	4:27.286	120.814	1:57.670	1:25.519	1:04.097	194.6
3	4:34.027	117.842	1:58.002	1:25.846		197.5
4	18:14.851	29.494		1:27.812	1:03.771	197.5
5	4:26.085	121.360	1:56.570	1:25.210	1:04.305	197.5
6	4:24.833	121.933	1:56.262	1:25.121	1:03.450	198.0
<i>Ideal</i>	<i>4:24.833</i>	<i>121.933</i>	<i>1:56.262</i>	<i>1:25.121</i>	<i>1:03.450</i>	<i>198.0</i>

SUPERBIKE

Q8: Second Qualifying

Thursday, 08 May 2025

DETAILED SECTOR ANALYSIS

Qualifying Classification

Position

7 12 Ian HUTCHINSON

SBK Behind 6.312

Best Time 4:25.480 Best Speed 121.636 On 4 Gp

Lap	Lap Time	Lap Speed	Sector 1	Sector 2	Sector 3	Speed Trap
1	5:33.055	95.444		1:28.814		197.5
2	30:54.518	17.413		1:27.686	1:07.053	195.2
3	4:27.176	120.864	1:57.818	1:24.629	1:04.729	197.5
4	4:25.480	121.636	1:56.853	1:24.163	1:04.464	196.9
5	4:40.114	115.282	1:56.909	1:25.259		195.7
<i>Ideal</i>	4:25.480	121.636	1:56.853	1:24.163	1:04.464	197.5

8 38 Erno KOSTAMO

SBK Behind 6.651

Best Time 4:25.819 Best Speed 121.481 On 5 Gp

Lap	Lap Time	Lap Speed	Sector 1	Sector 2	Sector 3	Speed Trap
1	4:55.212	107.679		1:24.182	1:04.368	204.0
2	4:29.100	120.000	1:58.547	1:25.590	1:04.963	202.2
3	4:26.517	121.163				202.8
4	22:34.961	23.832				0.0
5	4:25.819	121.481				0.0
6	4:53.449	110.043				0.0
<i>Ideal</i>	4:27.097	120.900	1:58.547	1:24.182	1:04.368	204.0

9 1 John McGUINNESS

SBK Behind 6.709

Best Time 4:25.877 Best Speed 121.455 On 9 Gp

Lap	Lap Time	Lap Speed	Sector 1	Sector 2	Sector 3	Speed Trap
1	5:18.241	99.887		1:27.762	1:06.563	183.0
2	4:34.600	117.597	2:03.359	1:25.629	1:05.612	183.5
3	4:32.319	118.582	1:58.768	1:26.974	1:06.577	201.6
4	4:30.676	119.301	1:58.530	1:24.867	1:07.279	190.7
5	4:32.426	118.535	2:00.059	1:27.462	1:04.905	195.7
6	4:42.623	114.258	2:02.087	1:28.407		180.0
7	9:23.012	57.356		1:25.738	1:06.394	198.0
8	4:35.317	117.290	1:57.379	1:26.752	1:11.186	198.0
9	4:25.877	121.455	1:56.908	1:25.072	1:03.897	195.7
<i>Ideal</i>	4:25.672	121.548	1:56.908	1:24.867	1:03.897	201.6

Qualifying Classification

Position

10 22 Paul JORDAN

SBK Behind 7.512

Best Time 4:26.680 Best Speed 121.089 On 6 Gp

Lap	Lap Time	Lap Speed	Sector 1	Sector 2	Sector 3	Speed Trap
1	9:56.125	53.324		1:26.451	1:06.233	196.3
2	4:44.304	113.583	1:57.445	1:27.241		199.8
3	9:55.329	54.242		1:26.506	1:04.594	186.0
4	4:28.672	120.191	1:59.222	1:25.209	1:04.241	187.0
5	4:27.305	120.806	1:57.946	1:25.696	1:03.663	195.7
6	4:26.680	121.089	1:58.435	1:24.428	1:03.817	197.5
7	5:05.559	105.682	2:08.074	1:42.493		178.6
<i>Ideal</i>	4:25.536	121.611	1:57.445	1:24.428	1:03.663	199.8

11 16 Mike BROWNE

SBK Behind 7.688

Best Time 4:26.856 Best Speed 121.009 On 7 Gp

Lap	Lap Time	Lap Speed	Sector 1	Sector 2	Sector 3	Speed Trap
1	5:11.253	102.129		1:25.679	1:05.801	205.3
2	4:30.734	119.276	1:59.816	1:25.614	1:05.304	201.6
3	4:28.904	120.087	1:58.621	1:24.941	1:05.342	199.8
4	4:34.036	117.839	2:00.132	1:28.465	1:05.439	199.2
5	4:32.313	118.584	1:58.213	1:27.276		201.6
6	10:36.326	50.748		1:27.854	1:04.730	199.8
7	4:26.856	121.009	1:57.525	1:24.948	1:04.383	198.6
8	4:51.299	110.855	1:57.064	1:25.937	1:28.298	201.6
9	4:29.232	119.941	1:58.786	1:24.652	1:05.794	199.2
<i>Ideal</i>	4:26.099	121.353	1:57.064	1:24.652	1:04.383	205.3

12 4 Michael RUTTER

SBK Behind 7.990

Best Time 4:27.158 Best Speed 120.872 On 7 Gp

Lap	Lap Time	Lap Speed	Sector 1	Sector 2	Sector 3	Speed Trap
1	5:02.263	105.167		1:27.052	1:06.042	206.5
2	4:32.736	118.400	2:03.170	1:24.895	1:04.671	201.0
3	4:31.357	119.002	1:59.664	1:25.820	1:05.873	201.0
4	4:29.380	119.875	1:59.111	1:25.112	1:05.157	200.4
5	4:45.755	113.006	2:08.710	1:27.411		189.1
6	18:17.295	29.429		1:25.894	1:05.205	204.7
7	4:27.158	120.872	1:57.129	1:25.698	1:04.331	201.6
<i>Ideal</i>	4:26.355	121.237	1:57.129	1:24.895	1:04.331	206.5

SUPERBIKE

Q8: Second Qualifying

Thursday, 08 May 2025

DETAILED SECTOR ANALYSIS

Qualifying Classification

Position

13 11 Conor CUMMINS

SBK Behind 8.839

Best Time 4:28.007 Best Speed 120.489 On 6 Gp

Lap	Lap Time	Lap Speed	Sector 1	Sector 2	Sector 3	Speed Trap
1	5:03.467	104.749		1:26.904	1:05.074	198.6
2	4:41.001	114.918	2:02.353	1:27.240		198.6
3	19:22.422	27.780		1:26.140	1:05.146	191.3
4	4:28.302	120.357	1:58.131	1:25.707	1:04.464	198.6
5	4:45.976	112.919	2:04.397	1:34.629	1:06.950	189.1
6	4:28.007	120.489	1:57.539	1:26.465	1:04.003	198.0
7	5:07.612	104.976	2:11.941	1:38.607		186.0
<i>Ideal</i>	4:27.249	120.831	1:57.539	1:25.707	1:04.003	198.6

14 15 Nathan HARRISON

SBK Behind 9.126

Best Time 4:28.294 Best Speed 120.361 On 4 Gp

Lap	Lap Time	Lap Speed	Sector 1	Sector 2	Sector 3	Speed Trap
1	6:30.503	81.403		1:34.109		195.7
2	25:27.608	21.139		1:27.306	1:06.509	194.0
3	4:32.147	118.656	2:00.591	1:26.722	1:04.834	194.6
4	4:28.294	120.361	1:58.541	1:25.587	1:04.166	194.6
<i>Ideal</i>	4:28.294	120.361	1:58.541	1:25.587	1:04.166	195.7

15 7 Josh BROOKES

SBK Behind 9.854

Best Time 4:29.022 Best Speed 120.035 On 7 Gp

Lap	Lap Time	Lap Speed	Sector 1	Sector 2	Sector 3	Speed Trap
1	5:11.725	101.974		1:27.292	1:07.103	199.8
2	4:38.859	115.800	2:00.387	1:28.448		190.7
3	11:36.697	46.350		1:26.533	1:06.941	191.3
4	4:40.368	115.177	1:58.768	1:28.106		190.2
5	11:32.429	46.636		1:26.987	1:06.488	195.2
6	4:31.423	118.973	2:00.273	1:25.515	1:05.635	193.5
7	4:29.022	120.035	1:57.704	1:25.588	1:05.730	192.9
<i>Ideal</i>	4:28.854	120.110	1:57.704	1:25.515	1:05.635	199.8

Qualifying Classification

Position

16 8 Sam WEST

SBK Behind 10.822

Best Time 4:29.990 Best Speed 119.604 On 6 Gp

Lap	Lap Time	Lap Speed	Sector 1	Sector 2	Sector 3	Speed Trap
1	5:02.693	105.017		1:27.186	1:05.823	202.2
2	4:39.769	115.424	2:05.322	1:27.040	1:07.407	191.3
3	4:31.172	119.083	1:59.225	1:25.966	1:05.981	198.0
4	4:39.199	115.659	2:00.118	1:28.607		198.0
5	6:58.911	77.086		1:29.018	1:05.793	195.2
6	4:29.990	119.604	1:58.809	1:26.235	1:04.946	196.3
7	4:52.842	110.271	1:58.635	1:26.597		195.7
8	7:16.969	73.900		1:27.034	1:08.160	200.4
9	4:31.229	119.058	1:58.626	1:26.316	1:06.287	195.7
<i>Ideal</i>	4:29.538	119.805	1:58.626	1:25.966	1:04.946	202.2

17 20 David JOHNSON

SBK Behind 12.178

Best Time 4:31.346 Best Speed 119.007 On 4 Gp

Lap	Lap Time	Lap Speed	Sector 1	Sector 2	Sector 3	Speed Trap
1	5:09.538	102.695		1:27.063	1:05.478	193.5
2	4:31.474	118.951	1:59.546	1:26.514	1:05.414	199.8
3	4:45.259	113.202	2:10.352	1:28.530	1:06.377	193.5
4	4:31.346	119.007	1:59.056	1:25.932	1:06.358	190.7
5	4:46.454	112.730	2:05.110	1:30.665		196.3
6	13:21.427	40.293		1:28.281	1:07.661	198.0
7	5:04.007	106.221	2:23.869	1:28.912	1:11.226	197.5
8	8:06.026	66.441			1:19.918	119.6
<i>Ideal</i>	4:30.402	119.422	1:59.056	1:25.932	1:05.414	199.8

18 18 Michael EVANS

SBK Behind 12.192

Best Time 4:31.360 Best Speed 119.001 On 5 Gp

Lap	Lap Time	Lap Speed	Sector 1	Sector 2	Sector 3	Speed Trap
1	5:19.198	99.587		1:27.756	1:07.207	181.5
2	4:34.450	117.661	2:02.714	1:25.760	1:05.976	179.1
3	4:31.810	118.804	1:59.234	1:26.611	1:05.965	199.2
4	4:31.813	118.802	1:59.506	1:25.825	1:06.482	197.5
5	4:31.360	119.001	2:00.067	1:26.443	1:04.850	199.2
6	4:43.248	114.006	2:03.200	1:27.354		176.3
7	16:36.993	32.389		1:28.812	1:05.460	196.9
8	4:31.462	118.956	2:00.345	1:26.319	1:04.798	196.9
<i>Ideal</i>	4:29.792	119.692	1:59.234	1:25.760	1:04.798	199.2

SUPERBIKE

Q8: Second Qualifying

Thursday, 08 May 2025

DETAILED SECTOR ANALYSIS

Qualifying Classification

Position

19 **24 Jonathan GOETSCHY**

SBK Behind **15.385**
Best Time **4:34.553** Best Speed **117.617** On **3** Gp

Lap	Lap Time	Lap Speed	Sector 1	Sector 2	Sector 3	Speed Trap
1	5:49.618	90.922		1:30.518	1:09.553	198.6
2	4:41.114	114.872	2:04.693	1:29.170	1:07.251	194.6
3	4:34.553	117.617	2:01.766	1:26.845	1:05.942	194.0
4	4:45.067	113.279	2:03.948	1:30.302		192.4
<i>Ideal</i>	<i>4:34.553</i>	<i>117.617</i>	<i>2:01.766</i>	<i>1:26.845</i>	<i>1:05.942</i>	<i>198.6</i>

20 **62 Maurizio BOTTALICO**

SBK Behind **15.841**
Best Time **4:35.009** Best Speed **117.422** On **3** Gp

Lap	Lap Time	Lap Speed	Sector 1	Sector 2	Sector 3	Speed Trap
1	7:10.353	73.865		1:29.255	1:06.651	194.6
2	4:38.623	115.899	2:00.491	1:28.643	1:09.489	193.5
3	4:35.009	117.422	2:01.248	1:27.575	1:06.186	192.4
4	5:01.310	107.172	2:06.119	1:37.368		194.0
5	26:46.050	20.106		1:28.176	1:06.137	192.9
<i>Ideal</i>	<i>4:34.203</i>	<i>117.767</i>	<i>2:00.491</i>	<i>1:27.575</i>	<i>1:06.137</i>	<i>194.6</i>

21 **23 Marcus SIMPSON**

SBK Behind **15.880**
Best Time **4:35.048** Best Speed **117.405** On **6** Gp

Lap	Lap Time	Lap Speed	Sector 1	Sector 2	Sector 3	Speed Trap
1	5:18.881	99.686		1:27.924	1:08.094	194.0
2	4:38.620	115.900	2:03.837	1:27.907	1:06.876	180.0
3	4:39.487	115.540	2:00.491	1:30.287	1:08.709	201.0
4	4:35.970	117.013	2:00.695	1:28.305	1:06.970	196.9
5	4:38.589	115.913	2:03.947	1:27.684	1:06.958	194.6
6	4:35.048	117.405	2:00.826	1:27.705	1:06.517	196.3
7	4:44.135	113.650	2:03.616	1:29.428		193.5
8	8:23.563	64.127		1:27.454	1:06.300	181.0
<i>Ideal</i>	<i>4:34.245</i>	<i>117.749</i>	<i>2:00.491</i>	<i>1:27.454</i>	<i>1:06.300</i>	<i>201.0</i>

Qualifying Classification

Position

22 **10 James CHAWKE**

SBK Behind **16.599**
Best Time **4:35.767** Best Speed **117.099** On **4** Gp

Lap	Lap Time	Lap Speed	Sector 1	Sector 2	Sector 3	Speed Trap
1	8:00.386	66.172		1:30.759	1:09.313	189.1
2	4:49.774	111.439	2:02.174	1:31.950	1:15.650	193.5
3	4:36.155	116.934	2:01.526	1:28.017	1:06.612	192.4
4	4:35.767	117.099	2:00.939	1:28.032	1:06.796	192.9
5	4:38.393	115.994	2:02.760	1:28.629	1:07.004	190.7
6	5:04.311	106.115	2:11.743	1:29.214		192.4
7	12:05.680	44.499		1:28.570	1:07.622	191.3
8	4:38.444	115.973	2:02.259	1:29.051	1:07.134	192.4
<i>Ideal</i>	<i>4:35.568</i>	<i>117.183</i>	<i>2:00.939</i>	<i>1:28.017</i>	<i>1:06.612</i>	<i>193.5</i>

23 **25 Amalric BLANC**

SBK Behind **17.086**
Best Time **4:36.254** Best Speed **116.892** On **5** Gp

Lap	Lap Time	Lap Speed	Sector 1	Sector 2	Sector 3	Speed Trap
1	5:15.058	100.896		1:30.111	1:08.362	194.0
2	4:38.293	116.036	2:02.967	1:28.554	1:06.772	195.7
3	4:42.166	114.443	2:03.991	1:27.986		197.5
4	11:39.605	46.157		1:29.265	1:09.924	191.3
5	4:36.254	116.892	2:01.997	1:27.511	1:06.746	195.2
6	4:53.235	110.123	2:06.695	1:32.983		180.5
<i>Ideal</i>	<i>4:36.254</i>	<i>116.892</i>	<i>2:01.997</i>	<i>1:27.511</i>	<i>1:06.746</i>	<i>197.5</i>

24 **29 Luca GOTTARDI**

SBK Behind **17.938**
Best Time **4:37.106** Best Speed **116.533** On **6** Gp

Lap	Lap Time	Lap Speed	Sector 1	Sector 2	Sector 3	Speed Trap
1	10:40.762	49.610		1:28.941	1:08.025	182.5
2	4:39.181	115.667	2:04.322	1:28.398	1:06.461	187.0
3	4:38.512	115.945	2:02.483	1:29.452	1:06.577	189.1
4	4:45.997	112.910	2:05.958	1:31.047	1:08.992	180.5
5	4:43.785	113.790	2:04.518	1:31.343	1:07.924	185.5
6	4:37.106	116.533	2:01.765	1:29.032	1:06.309	189.1
7	4:53.656	109.965	2:07.864	1:32.305		178.1
8	9:00.833	59.708		1:30.000		189.7
<i>Ideal</i>	<i>4:36.472</i>	<i>116.800</i>	<i>2:01.765</i>	<i>1:28.398</i>	<i>1:06.309</i>	<i>189.7</i>

SUPERBIKE

Q8: Second Qualifying

Thursday, 08 May 2025

DETAILED SECTOR ANALYSIS

Qualifying Classification

Position

25 30 Eddy FERRE

SBK Behind 18.319
Best Time 4:37.487 Best Speed 116.373 On 7 Gp

Lap	Lap Time	Lap Speed	Sector 1	Sector 2	Sector 3	Speed Trap
1	5:17.643	100.075		1:29.349	1:07.468	199.2
2	4:40.367	115.178	2:03.608	1:30.664	1:06.095	191.8
3	4:39.205	115.657	2:02.447	1:28.701	1:08.057	193.5
4	4:39.895	115.372	2:03.472	1:29.726	1:06.697	189.7
5	4:54.434	109.675	2:07.872	1:34.230		188.1
6	18:12.751	29.551		1:29.779	1:06.430	189.7
7	4:37.487	116.373	2:01.773	1:29.888	1:05.826	188.1
<i>Ideal</i>	4:36.300	116.873	2:01.773	1:28.701	1:05.826	199.2

26 174 Laurent HOFFMANN

SBK Behind 19.095
Best Time 4:38.263 Best Speed 116.048 On 4 Gp

Lap	Lap Time	Lap Speed	Sector 1	Sector 2	Sector 3	Speed Trap
1	13:14.868	39.992		1:31.751	1:08.280	197.5
2	4:43.665	113.839	2:06.011	1:30.425	1:07.229	193.5
3	4:41.092	114.881	2:03.923	1:29.482	1:07.687	195.2
4	4:38.263	116.048	2:02.356	1:29.673	1:06.234	194.6
5	4:44.728	113.414	2:04.279	1:31.308		193.5
6	10:51.613	49.557		1:30.236	1:06.616	194.6
7	4:39.769	115.424	2:03.104	1:30.028	1:06.637	194.6
<i>Ideal</i>	4:38.072	116.128	2:02.356	1:29.482	1:06.234	197.5

27 71 Phillip CROWE

SBK Behind 19.440
Best Time 4:38.608 Best Speed 115.905 On 2 Gp

Lap	Lap Time	Lap Speed	Sector 1	Sector 2	Sector 3	Speed Trap
1	7:35.489	69.789		1:29.277	1:05.268	179.5
2	4:38.608	115.905	2:02.984	1:29.332	1:06.292	176.7
3	4:41.243	114.819	2:03.103	1:31.730	1:06.410	169.6
4	4:54.445	109.671	2:05.857	1:37.144		164.2
5	25:59.601	20.705		1:32.330	1:05.078	191.8
<i>Ideal</i>	4:37.339	116.435	2:02.984	1:29.277	1:05.078	191.8

Qualifying Classification

Position

28 66 Ryan GIBSON

SBK Behind 19.824
Best Time 4:38.992 Best Speed 115.745 On 7 Gp

Lap	Lap Time	Lap Speed	Sector 1	Sector 2	Sector 3	Speed Trap
1	5:17.176	100.222		1:29.005	1:08.609	198.6
2	4:40.056	115.306	2:03.529	1:28.375	1:08.152	196.3
3	4:44.665	113.439	2:02.461	1:29.043		200.4
4	11:44.402	45.843		1:30.350	1:09.133	191.3
5	4:42.504	114.306	2:04.015	1:29.304	1:09.185	195.7
6	4:40.810	114.996	2:03.980	1:28.508	1:08.322	194.6
7	4:38.992	115.745	2:03.092	1:28.348	1:07.552	193.5
8	4:47.455	112.338	2:05.899	1:32.653	1:08.903	179.5
<i>Ideal</i>	4:38.361	116.008	2:02.461	1:28.348	1:07.552	200.4

29 77 Barry BURRELL

SBK Behind 20.318
Best Time 4:39.486 Best Speed 115.541 On 4 Gp

Lap	Lap Time	Lap Speed	Sector 1	Sector 2	Sector 3	Speed Trap
1	6:52.800	77.006		1:29.873	1:11.029	188.6
2	5:01.689	107.037	2:04.463	1:36.166		186.5
3	18:28.532	29.130		1:32.505	1:12.148	184.0
4	4:39.486	115.541	2:03.196	1:28.929	1:07.361	186.5
5	5:25.115	99.325	2:16.216	1:31.872		183.0
<i>Ideal</i>	4:39.486	115.541	2:03.196	1:28.929	1:07.361	188.6

30 41 Aaron SPENCE

SBK Behind 20.554
Best Time 4:39.722 Best Speed 115.443 On 6 Gp

Lap	Lap Time	Lap Speed	Sector 1	Sector 2	Sector 3	Speed Trap
1	8:41.051	61.007		1:32.307	1:12.309	198.0
2	4:52.474	110.410	2:07.356	1:30.766	1:14.352	196.3
3	4:44.593	113.467	2:06.722	1:29.287	1:08.584	180.5
4	5:39.287	95.176	2:55.003	1:30.323		198.6
5	13:41.478	39.310		1:29.637	1:08.397	196.3
6	4:39.722	115.443	2:03.702	1:28.262	1:07.758	195.7
<i>Ideal</i>	4:39.722	115.443	2:03.702	1:28.262	1:07.758	198.6



SUPERBIKE

Q8: Second Qualifying

Thursday, 08 May 2025

DETAILED SECTOR ANALYSIS

Qualifying Classification

Position

31 5 Marty LENNON

SBK Behind 21.491

Best Time 4:40.659 Best Speed 115.058 On 9 Gp

Lap	Lap Time	Lap Speed	Sector 1	Sector 2	Sector 3	Speed Trap
1	5:48.795	91.137		1:32.931	1:11.205	189.1
2	4:51.339	110.840	2:07.402	1:32.263	1:11.674	192.4
3	4:46.900	112.555	2:08.949	1:30.982	1:06.969	189.1
4	4:44.520	113.496	2:04.614	1:32.547	1:07.359	181.0
5	4:50.594	111.124	2:05.586	1:32.815		185.0
6	10:42.454	50.264		1:30.266	1:07.539	186.5
7	4:41.484	114.721	2:03.579	1:30.401	1:07.504	185.5
8	4:48.239	112.032	2:08.909	1:31.095	1:08.235	166.2
9	4:40.659	115.058	2:04.089	1:29.359	1:07.211	188.6
<i>Ideal</i>	4:39.907	115.367	2:03.579	1:29.359	1:06.969	192.4

Qualifying Classification

Position

34 212 Dean McMASTER

SBK Behind 23.562

Best Time 4:42.730 Best Speed 114.215 On 3 Gp

Lap	Lap Time	Lap Speed	Sector 1	Sector 2	Sector 3	Speed Trap	
1	6:28.002	81.927			1:31.863	186.0	
2	7:18.897	73.575			1:32.268	1:18.114	188.1
3	4:42.730	114.215	2:03.766	1:30.325	1:08.639	188.6	
4	4:42.788	114.192	2:05.469	1:29.152	1:08.167	188.1	
5	4:42.776	114.196	2:04.047	1:30.087	1:08.642	188.6	
6	4:53.786	109.917	2:04.791	1:40.325	1:08.670	189.1	
7	4:48.606	111.890	2:05.917	1:30.202		188.1	
8	8:27.991	63.568		1:30.486	1:08.862	186.5	
<i>Ideal</i>	4:41.085	114.883	2:03.766	1:29.152	1:08.167	189.1	

32 52 Ryan WHITEHALL

SBK Behind 21.666

Best Time 4:40.834 Best Speed 114.986 On 4 Gp

Lap	Lap Time	Lap Speed	Sector 1	Sector 2	Sector 3	Speed Trap
1	8:46.614	60.363		1:32.178	1:09.353	185.5
2	4:45.627	113.057	2:04.731	1:30.365	1:10.531	188.1
3	4:44.178	113.633	2:05.565	1:30.253	1:08.360	177.7
4	4:40.834	114.986	2:03.254	1:30.537	1:07.043	183.5
5	4:45.969	112.921	2:05.459	1:30.905		180.5
<i>Ideal</i>	4:40.550	115.102	2:03.254	1:30.253	1:07.043	188.1

35 119 Kris DUNCAN

SBK Behind 24.572

Best Time 4:43.740 Best Speed 113.808 On 6 Gp

Lap	Lap Time	Lap Speed	Sector 1	Sector 2	Sector 3	Speed Trap	
1	5:22.868	98.455			1:31.531	1:08.754	189.7
2	4:43.753	113.803	2:04.697	1:30.370	1:08.686	191.3	
3	4:48.636	111.878	2:06.059	1:32.950	1:09.627	188.1	
4	4:59.586	107.789	2:06.967	1:37.542		184.5	
5	23:32.500	22.862		1:31.956	1:08.445	182.0	
6	4:43.740	113.808	2:05.423	1:30.699	1:07.618	185.0	
<i>Ideal</i>	4:42.685	114.233	2:04.697	1:30.370	1:07.618	191.3	

33 42 Jonathan PERRY

SBK Behind 22.819

Best Time 4:41.987 Best Speed 114.516 On 6 Gp

Lap	Lap Time	Lap Speed	Sector 1	Sector 2	Sector 3	Speed Trap
1	14:57.131	35.433		1:35.198	1:09.704	189.7
2	4:54.540	109.635	2:05.450	1:31.100	1:17.990	185.0
3	4:43.791	113.788	2:03.613	1:31.730	1:08.448	188.1
4	4:42.596	114.269	2:04.303	1:30.390	1:07.903	189.1
5	4:43.432	113.932	2:04.344	1:31.063	1:08.025	191.3
6	4:41.987	114.516	2:03.914	1:30.934	1:07.139	187.6
7	4:56.766	108.813	2:07.980	1:35.630		186.0
<i>Ideal</i>	4:41.142	114.860	2:03.613	1:30.390	1:07.139	191.3

36 50 Julian TRUMMER

SBK Behind 25.221

Best Time 4:44.389 Best Speed 113.549 On 3 Gp

Lap	Lap Time	Lap Speed	Sector 1	Sector 2	Sector 3	Speed Trap	
1	6:26.545	82.236			1:31.465	1:10.146	187.0
2	4:45.086	113.271	2:05.811	1:31.074	1:08.201	182.5	
3	4:44.389	113.549	2:04.625	1:31.156	1:08.608	182.0	
4	4:54.387	109.692	2:08.821	1:31.913	1:13.653	180.0	
5	4:44.538	113.489	2:05.106	1:31.021	1:08.411	180.0	
6	4:48.242	112.031	2:05.023	1:31.779		182.5	
7	10:31.337	51.149		1:31.763	1:08.873	181.5	
8	5:39.803	95.032	2:36.075	1:32.067	1:31.661	180.5	
<i>Ideal</i>	4:43.847	113.766	2:04.625	1:31.021	1:08.201	187.0	

SUPERBIKE

Q8: Second Qualifying

Thursday, 08 May 2025

DETAILED SECTOR ANALYSIS

Qualifying Classification

Position

37	80 Barry FURBER	SBK	Behind	25.503		
Best Time	4:44.671	Best Speed	113.436	On 6 Gp		
Lap	Lap Time	Lap Speed	Sector 1	Sector 2	Sector 3	Speed Trap
1	7:02.236	75.285		1:30.796	1:09.214	191.8
2	4:56.946	108.747	2:06.046	1:32.098		189.1
3	10:02.697	53.579		1:29.774	1:08.712	189.1
4	5:10.691	103.936	2:24.717	1:32.427		189.7
5	8:46.897	61.287		1:30.630	1:08.553	190.2
6	4:44.671	113.436	2:05.667	1:30.939	1:08.065	188.1
7	4:47.616	112.275	2:06.635	1:31.818	1:09.163	186.5
<i>Ideal</i>	<i>4:43.506</i>	<i>113.902</i>	<i>2:05.667</i>	<i>1:29.774</i>	<i>1:08.065</i>	<i>191.8</i>

38	65 Michael SWEENEY	SBK	Behind	25.672		
Best Time	4:44.840	Best Speed	113.369	On 2 Gp		
Lap	Lap Time	Lap Speed	Sector 1	Sector 2	Sector 3	Speed Trap
1	5:04.853	104.273		1:27.040	1:05.863	194.0
2	4:44.840	113.369			1:06.717	198.6
3	4:49.784	111.435	2:01.077	1:30.780		202.2
<i>Ideal</i>	<i>4:33.980</i>	<i>117.863</i>	<i>2:01.077</i>	<i>1:27.040</i>	<i>1:05.863</i>	<i>202.2</i>

39	88 Sean McTAGGART	SBK	Behind	27.289		
Best Time	4:46.457	Best Speed	112.729	On 4 Gp		
Lap	Lap Time	Lap Speed	Sector 1	Sector 2	Sector 3	Speed Trap
1	18:21.831	28.850		1:31.855	1:10.382	170.0
2	4:50.401	111.198	2:08.878	1:30.920		191.3
3	5:41.533	94.550		1:31.578	1:08.636	195.7
4	4:46.457	112.729	2:06.633	1:30.664	1:09.160	190.2
5	4:47.843	112.186	2:06.750	1:31.840	1:09.253	188.6
<i>Ideal</i>	<i>4:45.933</i>	<i>112.936</i>	<i>2:06.633</i>	<i>1:30.664</i>	<i>1:08.636</i>	<i>195.7</i>

Qualifying Classification

Position

40	85 Olivier LUPBERGER	SBK	Behind	28.057		
Best Time	4:47.225	Best Speed	112.428	On 3 Gp		
Lap	Lap Time	Lap Speed	Sector 1	Sector 2	Sector 3	Speed Trap
1	5:46.081	91.851		1:35.993	1:11.067	166.7
2	4:51.728	110.692	2:09.959	1:31.835	1:09.934	180.0
3	4:47.225	112.428	2:07.717	1:30.326	1:09.182	188.1
4	4:52.123	110.542	2:06.444	1:34.135		187.0
5	10:32.968	51.017		1:32.585	1:08.643	187.6
6	4:50.876	111.016	2:07.024	1:32.536		183.5
<i>Ideal</i>	<i>4:45.413</i>	<i>113.141</i>	<i>2:06.444</i>	<i>1:30.326</i>	<i>1:08.643</i>	<i>188.1</i>

41	40 Rhys HARDISTY	SBK	Behind	28.151		
Best Time	4:47.319	Best Speed	112.391	On 3 Gp		
Lap	Lap Time	Lap Speed	Sector 1	Sector 2	Sector 3	Speed Trap
1	7:07.062	74.434		1:32.695	1:08.958	189.1
2	4:52.480	110.408	2:07.039	1:32.529	1:12.912	190.2
3	4:47.319	112.391	2:06.851	1:31.750	1:08.718	188.1
4	4:51.009	110.966	2:06.371	1:32.126		188.1
5	20:53.992	25.751		1:31.113	1:10.383	178.6
6	4:47.411	112.355	2:06.606	1:31.473	1:09.332	188.1
<i>Ideal</i>	<i>4:46.202</i>	<i>112.829</i>	<i>2:06.371</i>	<i>1:31.113</i>	<i>1:08.718</i>	<i>190.2</i>

42	39 Martin MORRIS	SBK	Behind	28.336		
Best Time	4:47.504	Best Speed	112.318	On 7 Gp		
Lap	Lap Time	Lap Speed	Sector 1	Sector 2	Sector 3	Speed Trap
1	9:04.228	58.409		1:31.156	1:10.924	180.5
2	4:57.487	108.549	2:06.718	1:39.008	1:11.761	192.9
3	4:59.158	107.943	2:12.700	1:33.560	1:12.898	177.7
4	4:48.936	111.762	2:08.472	1:30.829	1:09.635	186.0
5	5:55.968	90.716	2:09.803	2:34.570		188.6
6	13:12.794	40.732		1:32.952	1:10.052	187.6
7	4:47.504	112.318	2:06.854	1:31.309	1:09.341	190.2
<i>Ideal</i>	<i>4:46.888</i>	<i>112.560</i>	<i>2:06.718</i>	<i>1:30.829</i>	<i>1:09.341</i>	<i>192.9</i>

SUPERBIKE

Q8: Second Qualifying

Thursday, 08 May 2025

DETAILED SECTOR ANALYSIS

Qualifying Classification

Position

43 **97 Stephane BEDNAREK**

SBK Behind **29.833**

Best Time **4:49.001** Best Speed **111.737** On **5** Gp

Lap	Lap Time	Lap Speed	Sector 1	Sector 2	Sector 3	Speed Trap
1	22:58.794	23.055	1:34.194	1:10.445	176.3	
2	4:52.501	110.400	2:07.219	1:35.998	1:09.284	177.2
3	4:57.658	108.487	2:08.452	1:32.702	175.8	
4	9:45.400	55.162	1:31.999	1:08.864	181.0	
5	4:49.001	111.737	2:07.120	1:33.086	1:08.795	179.1
<i>Ideal</i>	<i>4:47.914</i>	<i>112.158</i>	<i>2:07.120</i>	<i>1:31.999</i>	<i>1:08.795</i>	<i>181.0</i>

44 **35 Don GILBERT**

SBK Behind **31.308**

Best Time **4:50.476** Best Speed **111.169** On **7** Gp

Lap	Lap Time	Lap Speed	Sector 1	Sector 2	Sector 3	Speed Trap
1	8:47.645	60.245	1:31.722	1:11.547	188.6	
2	4:54.097	109.801	2:08.760	1:32.124	1:13.213	176.7
3	4:52.444	110.421	2:09.428	1:32.403	1:10.613	178.1
4	4:52.942	110.233	2:09.902	1:32.455	1:10.585	182.5
5	4:52.885	110.255	2:08.394	1:32.270	178.6	
6	15:52.176	33.914	1:31.056	1:10.457	180.5	
7	4:50.476	111.169	2:08.374	1:31.742	1:10.360	178.6
<i>Ideal</i>	<i>4:49.790</i>	<i>111.432</i>	<i>2:08.374</i>	<i>1:31.056</i>	<i>1:10.360</i>	<i>188.6</i>

45 **45 Andrea MAJOLA**

SBK Behind **31.449**

Best Time **4:50.617** Best Speed **111.115** On **2** Gp

Lap	Lap Time	Lap Speed	Sector 1	Sector 2	Sector 3	Speed Trap
1	8:23.614	63.120	1:31.541	1:09.803	188.6	
2	4:50.617	111.115	2:07.333	1:31.346	1:11.938	185.5
3	4:54.624	109.604	2:08.178	1:31.483	185.0	
4	8:03.234	66.825	1:32.194	187.0		
5	8:11.592	65.689	1:30.538	186.0		
<i>Ideal</i>	<i>4:47.674</i>	<i>112.252</i>	<i>2:07.333</i>	<i>1:30.538</i>	<i>1:09.803</i>	<i>188.6</i>

Qualifying Classification

Position

46 **28 Darryl ANDERSON**

SBK Behind **31.609**

Best Time **4:50.777** Best Speed **111.054** On **2** Gp

Lap	Lap Time	Lap Speed	Sector 1	Sector 2	Sector 3	Speed Trap
1	15:03.038	35.201	1:34.801	1:08.959	181.5	
2	4:50.777	111.054	2:07.476	1:33.774	1:09.527	184.0
3	5:04.233	106.142	2:19.504	1:35.268	1:09.461	177.2
4	5:02.865	106.622	2:11.200	1:36.171	177.7	
<i>Ideal</i>	<i>4:50.209</i>	<i>111.272</i>	<i>2:07.476</i>	<i>1:33.774</i>	<i>1:08.959</i>	<i>184.0</i>

47 **58 Paul WILLIAMS**

SBK Behind **31.878**

Best Time **4:51.046** Best Speed **110.952** On **3** Gp

Lap	Lap Time	Lap Speed	Sector 1	Sector 2	Sector 3	Speed Trap
1	8:01.157	66.066	1:35.004	1:09.687	186.5	
2	4:55.453	109.297	2:08.370	1:33.405	1:13.678	185.0
3	4:51.046	110.952	2:08.758	1:33.246	1:09.042	183.0
4	4:52.009	110.586	2:08.552	1:33.602	180.0	
<i>Ideal</i>	<i>4:50.658</i>	<i>111.100</i>	<i>2:08.370</i>	<i>1:33.246</i>	<i>1:09.042</i>	<i>186.5</i>

48 **17 Mark GOODINGS**

SBK Behind **32.438**

Best Time **4:51.606** Best Speed **110.738** On **6** Gp

Lap	Lap Time	Lap Speed	Sector 1	Sector 2	Sector 3	Speed Trap
1	7:18.698	72.460	1:33.974	1:11.245	182.0	
2	6:15.417	86.016	3:20.978	1:37.974	1:16.465	182.5
3	5:17.832	101.601	2:11.804	1:54.828	1:11.200	168.3
4	6:17.642	85.510	3:20.820	1:40.326	187.6	
5	12:46.154	42.148	1:33.798	1:10.191	185.0	
6	4:51.606	110.738	2:08.766	1:33.150	1:09.690	184.0
7	5:05.340	105.758	2:10.228	1:35.328	180.5	
<i>Ideal</i>	<i>4:51.606</i>	<i>110.738</i>	<i>2:08.766</i>	<i>1:33.150</i>	<i>1:09.690</i>	<i>187.6</i>

SUPERBIKE

Q8: Second Qualifying

Thursday, 08 May 2025

DETAILED SECTOR ANALYSIS

Qualifying Classification

Position

49 19 Jean Pierre POLET

SBK Behind **36.096**

Best Time **4:55.264** Best Speed **109.367** On **6** Gp

Lap	Lap Time	Lap Speed	Sector 1	Sector 2	Sector 3	Speed Trap
1	5:55.907	89.315		1:35.452		189.1
2	5:26.336	98.953		1:32.917	1:15.510	179.5
3	4:57.655	108.488	2:11.320	1:34.752	1:11.583	184.0
4	5:21.403	100.472	2:29.991	1:36.705		185.0
5	7:48.903	68.867		1:34.030	1:10.474	183.5
6	4:55.264	109.367	2:10.887	1:34.028	1:10.349	185.0
7	5:11.103	103.798	2:19.858	1:34.177		181.5
<i>Ideal</i>	<i>4:54.153</i>	<i>109.780</i>	<i>2:10.887</i>	<i>1:32.917</i>	<i>1:10.349</i>	<i>189.1</i>

50 53 Wayne BOURGEOIS

SBK Behind **36.243**

Best Time **4:55.411** Best Speed **109.312** On **7** Gp

Lap	Lap Time	Lap Speed	Sector 1	Sector 2	Sector 3	Speed Trap
1	7:43.317	68.610		1:36.011	1:13.332	177.7
2	5:08.935	104.527	2:11.657	1:39.137	1:18.141	189.1
3	5:00.287	107.537	2:14.971	1:33.769	1:11.547	191.8
4	5:01.868	106.974	2:09.333	1:36.892		189.7
5	9:01.633	59.620		1:36.532	1:12.661	175.8
6	4:56.112	109.053	2:11.024	1:33.139	1:11.949	191.8
7	4:55.411	109.312	2:10.346	1:32.851	1:12.214	190.7
8	5:37.244	95.753	2:17.736	1:52.923		155.9
<i>Ideal</i>	<i>4:53.731</i>	<i>109.937</i>	<i>2:09.333</i>	<i>1:32.851</i>	<i>1:11.547</i>	<i>191.8</i>

51 33 Paul CASSIDY

SBK Behind **36.710**

Best Time **4:55.878** Best Speed **109.140** On **2** Gp

Lap	Lap Time	Lap Speed	Sector 1	Sector 2	Sector 3	Speed Trap
1	8:17.937	63.839		1:32.295	1:11.385	190.7
2	4:55.878	109.140	2:09.654	1:33.850	1:12.374	185.0
3	4:57.227	108.644	2:08.235	1:33.682		187.0
4	7:03.456	76.258		1:33.379	1:09.892	183.0
5	4:58.069	108.337	2:08.840	1:35.441		177.7
<i>Ideal</i>	<i>4:50.422</i>	<i>111.190</i>	<i>2:08.235</i>	<i>1:32.295</i>	<i>1:09.892</i>	<i>190.7</i>

Qualifying Classification

Position

52 91 Graham McALEESE

SBK Behind **36.910**

Best Time **4:56.078** Best Speed **109.066** On **2** Gp

Lap	Lap Time	Lap Speed	Sector 1	Sector 2	Sector 3	Speed Trap
1	5:43.692	92.490		1:32.844	1:13.126	175.3
2	4:56.078	109.066	2:11.354	1:31.772	1:12.952	169.6
3	4:57.287	108.622	2:09.209	1:32.641		193.5
<i>Ideal</i>	<i>4:53.933</i>	<i>109.862</i>	<i>2:09.209</i>	<i>1:31.772</i>	<i>1:12.952</i>	<i>193.5</i>

53 44 Liam CHAWKE

SBK Behind **40.182**

Best Time **4:59.350** Best Speed **107.874** On **5** Gp

Lap	Lap Time	Lap Speed	Sector 1	Sector 2	Sector 3	Speed Trap
1	15:18.730	34.600		1:35.557	1:11.568	183.0
2	5:01.363	107.153	2:11.495	1:35.151	1:14.717	182.5
3	5:09.800	104.235	2:14.378	1:37.900		166.7
4	11:46.080	45.734		1:35.171	1:11.711	184.5
5	4:59.350	107.874	2:11.894	1:35.799	1:11.657	184.0
6	4:59.450	107.838	2:10.534	1:35.229	1:13.687	182.5
<i>Ideal</i>	<i>4:57.253</i>	<i>108.635</i>	<i>2:10.534</i>	<i>1:35.151</i>	<i>1:11.568</i>	<i>184.5</i>

54 87 Emil KRCHNAVY

SBK Behind **40.659**

Best Time **4:59.827** Best Speed **107.702** On **7** Gp

Lap	Lap Time	Lap Speed	Sector 1	Sector 2	Sector 3	Speed Trap
1	8:17.325	63.918		1:37.727	1:13.342	174.0
2	5:14.798	102.580	2:14.554	1:38.169	1:22.075	173.5
3	5:01.380	107.147	2:13.086	1:36.890	1:11.404	171.8
4	5:03.392	106.437	2:15.620	1:35.664	1:12.108	159.2
5	5:07.246	105.101	2:14.247	1:37.029		174.9
6	11:37.539	46.294		1:39.298	1:12.090	174.4
7	4:59.827	107.702	2:13.940	1:35.172	1:10.715	171.8
8	5:00.092	107.607	2:13.526	1:35.554	1:11.012	174.4
<i>Ideal</i>	<i>4:58.973</i>	<i>108.010</i>	<i>2:13.086</i>	<i>1:35.172</i>	<i>1:10.715</i>	<i>174.9</i>

SUPERBIKE

Q8: Second Qualifying

Thursday, 08 May 2025

DETAILED SECTOR ANALYSIS

Qualifying Classification

Position

55	90 Craig KENNELLY	SBK	Behind	40.992		
Best Time	5:00.160	Best Speed	107.583	On 2 Gp		
Lap	Lap Time	Lap Speed	Sector 1	Sector 2	Sector 3	Speed Trap
1	8:35.213	61.699	1:50.133	1:15.622	175.3	
2	5:00.160	107.583	2:12.780	1:34.738	1:12.642	180.5
3	5:32.924	96.995	2:35.476	1:36.482	1:20.966	177.7
4	5:04.069	106.200	2:12.083	1:38.515	1:13.471	184.0
5	5:00.493	107.463	2:12.741	1:34.736	1:13.016	180.5
<i>Ideal</i>	<i>4:59.461</i>	<i>107.834</i>	<i>2:12.083</i>	<i>1:34.736</i>	<i>1:12.642</i>	<i>184.0</i>

56	139 Dermot CLEARY	SBK	Behind	41.870		
Best Time	5:01.038	Best Speed	107.269	On 3 Gp		
Lap	Lap Time	Lap Speed	Sector 1	Sector 2	Sector 3	Speed Trap
1	5:48.607	91.186	1:36.311	1:14.023	171.3	
2	5:04.156	106.169	2:13.821	1:36.252	1:14.083	185.5
3	5:01.038	107.269	2:11.546	1:35.832	1:13.660	186.5
4	5:02.323	106.813	2:10.660	1:37.135	1:14.528	186.0
5	5:10.925	103.858	2:13.227	1:39.472		186.0
<i>Ideal</i>	<i>5:00.152</i>	<i>107.585</i>	<i>2:10.660</i>	<i>1:35.832</i>	<i>1:13.660</i>	<i>186.5</i>

57	69 Brad CLARKE	SBK	Behind	44.170		
Best Time	5:03.338	Best Speed	106.456	On 4 Gp		
Lap	Lap Time	Lap Speed	Sector 1	Sector 2	Sector 3	Speed Trap
1	5:50.635	90.658	1:38.197	1:13.820	175.8	
2	5:03.525	106.390	2:14.676	1:36.715	1:12.134	170.0
3	5:03.457	106.414	2:14.174	1:36.594	1:12.689	174.0
4	5:03.338	106.456	2:13.466	1:36.266	1:13.606	173.5
5	5:12.389	103.371	2:14.189	1:37.527		170.9
6	20:05.367	26.790	1:37.918	1:13.224	171.8	
<i>Ideal</i>	<i>5:01.866</i>	<i>106.975</i>	<i>2:13.466</i>	<i>1:36.266</i>	<i>1:12.134</i>	<i>175.8</i>

Non Qualifiers

Position

Non Qualifiers

Position

21 Joe YEARDSLEY	SBK	Behind	29.146			
Best Time	4:48.314	Best Speed	112.003			
Lap	Lap Time	Lap Speed	Sector 1	Sector 2	Sector 3	Speed Trap
1	19:56.540	26.567	1:32.727	1:19.696	181.5	
2	4:48.314	112.003	2:06.437	1:31.373	1:10.504	189.1
3	6:25.863	83.688	2:04.741	3:02.557		192.4
<i>Ideal</i>	<i>4:46.618</i>	<i>112.666</i>	<i>2:04.741</i>	<i>1:31.373</i>	<i>1:10.504</i>	<i>192.4</i>

109 Neil KERNOHAN	SBK	Behind	38.744			
Best Time	4:57.912	Best Speed	108.394			
Lap	Lap Time	Lap Speed	Sector 1	Sector 2	Sector 3	Speed Trap
1	8:17.591	63.884		1:32.472	1:12.253	188.6
2	4:57.912	108.394	2:08.558	1:33.327		186.5
<i>Ideal</i>	<i>4:53.283</i>	<i>110.105</i>	<i>2:08.558</i>	<i>1:32.472</i>	<i>1:12.253</i>	<i>188.6</i>

73 David BROOK	SBK	Behind	41.874			
Best Time	5:01.042	Best Speed	107.267			
Lap	Lap Time	Lap Speed	Sector 1	Sector 2	Sector 3	Speed Trap
1	14:13.648	37.238		1:30.959	1:11.845	192.9
2	5:17.392	101.742	2:11.163	1:30.828	1:35.401	143.0
3	5:01.042	107.267	2:14.861	1:31.922		188.6
<i>Ideal</i>	<i>4:53.836</i>	<i>109.898</i>	<i>2:11.163</i>	<i>1:30.828</i>	<i>1:11.845</i>	<i>192.9</i>

145 Daniel FORBES	SBK	Behind	2:02.868			
Best Time	6:22.036	Best Speed	84.526			
Lap	Lap Time	Lap Speed	Sector 1	Sector 2	Sector 3	Speed Trap
1	10:46.140	49.197		1:35.289		180.0
2	6:22.036	84.526		1:36.220		177.2
<i>Ideal</i>	<i>0.000</i>	<i>0.000</i>		<i>1:35.289</i>		<i>180.0</i>

59 Darryl TWEED	SBK	Behind	2:16.880			
Best Time	6:36.048	Best Speed	81.536			
Lap	Lap Time	Lap Speed	Sector 1	Sector 2	Sector 3	Speed Trap
1	6:36.048	80.263		1:29.191	1:08.232	191.8
<i>Ideal</i>	<i>0.000</i>	<i>0.000</i>		<i>1:29.191</i>	<i>1:08.232</i>	<i>191.8</i>



Non Qualifiers

Position

92 Mitch REES

SBK Behind **2:20.914**

Best Time **6:40.082** Best Speed **80.713** On **1** Gp

Lap	Lap Time	Lap Speed	Sector 1	Sector 2	Sector 3	Speed Trap
1	6:40.082	79.454	1:29.606	1:11.286	189.7	
<i>Ideal</i>	<i>0.000</i>	<i>0.000</i>	<i>1:29.606</i>	<i>1:11.286</i>	<i>189.7</i>	

BRIGGS EQUIPMENT NORTH WEST 200

SUPERBIKE

Q8: Second Qualifying

SECTOR ANALYSIS

Perfect Lap (sum of best sectors) = 4:18.937



SECTOR 1			SECTOR 2		SECTOR 3		IDEAL / BEST								
FINISH - BALLYALLY			BALLYALLY - METROPOLE		METROPOLE - FINISH		COMPARISON								
Pos	No	Name	Time	No	Name	Time	Pos	No	Name	Ideal Time	Best Time	Diff			
1	6	Michael DUNLOP	1:54.519	60	Peter HICKMAN	1:22.390	60	Peter HICKMAN	1:02.028	1	60	Peter HICKMAN	4:19.168	4:19.168	0.000
2	3	Dean HARRISON	1:54.599	6	Michael DUNLOP	1:22.523	74	Davey TODD	1:02.124	2	74	Davey TODD	4:20.274	4:20.274	0.000
3	34	Alastair SEELEY	1:54.667	74	Davey TODD	1:22.859	34	Alastair SEELEY	1:02.601	3	3	Dean HARRISON	4:20.289	4:20.289	0.000
4	60	Peter HICKMAN	1:54.750	34	Alastair SEELEY	1:22.909	3	Dean HARRISON	1:02.609	4	34	Alastair SEELEY	4:20.177	4:20.384	0.207
5	74	Davey TODD	1:55.291	3	Dean HARRISON	1:23.081	36	Jamie COWARD	1:03.450	5	6	Michael DUNLOP	4:20.819	4:22.593	1.774
6	36	Jamie COWARD	1:56.262	12	Ian HUTCHINSON	1:24.163	22	Paul JORDAN	1:03.663	6	36	Jamie COWARD	4:24.833	4:24.833	0.000
7	12	Ian HUTCHINSON	1:56.853	38	Erno KOSTAMO	1:24.182	6	Michael DUNLOP	1:03.777	7	12	Ian HUTCHINSON	4:25.480	4:25.480	0.000
8	1	John McGUINNESS	1:56.908	22	Paul JORDAN	1:24.428	1	John McGUINNESS	1:03.897	8	38	Erno KOSTAMO	4:27.097	4:25.819	1.278
9	16	Mike BROWNE	1:57.064	16	Mike BROWNE	1:24.652	11	Conor CUMMINS	1:04.003	9	1	John McGUINNESS	4:25.672	4:25.877	0.205
10	4	Michael RUTTER	1:57.129	1	John McGUINNESS	1:24.867	15	Nathan HARRISON	1:04.166	10	22	Paul JORDAN	4:25.536	4:26.680	1.144
11	22	Paul JORDAN	1:57.445	4	Michael RUTTER	1:24.895	4	Michael RUTTER	1:04.331	11	16	Mike BROWNE	4:26.099	4:26.856	0.757
12	11	Conor CUMMINS	1:57.539	36	Jamie COWARD	1:25.121	38	Erno KOSTAMO	1:04.368	12	4	Michael RUTTER	4:26.355	4:27.158	0.803
13	7	Josh BROOKES	1:57.704	7	Josh BROOKES	1:25.515	16	Mike BROWNE	1:04.383	13	11	Conor CUMMINS	4:27.249	4:28.007	0.758
14	15	Nathan HARRISON	1:58.541	15	Nathan HARRISON	1:25.587	12	Ian HUTCHINSON	1:04.464	14	15	Nathan HARRISON	4:28.294	4:28.294	0.000
15	38	Erno KOSTAMO	1:58.547	11	Conor CUMMINS	1:25.707	18	Michael EVANS	1:04.798	15	7	Josh BROOKES	4:28.854	4:29.022	0.168
16	8	Sam WEST	1:58.626	18	Michael EVANS	1:25.760	8	Sam WEST	1:04.946	16	8	Sam WEST	4:29.538	4:29.990	0.452
17	20	David JOHNSON	1:59.056	20	David JOHNSON	1:25.932	71	Phillip CROWE	1:05.078	17	20	David JOHNSON	4:30.402	4:31.346	0.944
18	18	Michael EVANS	1:59.234	8	Sam WEST	1:25.966	20	David JOHNSON	1:05.414	18	18	Michael EVANS	4:29.792	4:31.360	1.568
19	62	Maurizio BOTTALICO	2:00.491	24	Jonathan GOETSCHY	1:26.845	7	Josh BROOKES	1:05.635	19	24	Jonathan GOETSCHY	4:34.553	4:34.553	0.000
20	23	Marcus SIMPSON	2:00.491	65	Michael SWEENEY	1:27.040	30	Eddy FERRE	1:05.826	20	62	Maurizio BOTTALICO	4:34.203	4:35.009	0.806
21	10	James CHAWKE	2:00.939	23	Marcus SIMPSON	1:27.454	65	Michael SWEENEY	1:05.863	21	23	Marcus SIMPSON	4:34.245	4:35.048	0.803
22	65	Michael SWEENEY	2:01.077	25	Amalric BLANC	1:27.511	24	Jonathan GOETSCHY	1:05.942	22	10	James CHAWKE	4:35.568	4:35.767	0.199
23	29	Luca GOTTARDI	2:01.765	62	Maurizio BOTTALICO	1:27.575	62	Maurizio BOTTALICO	1:06.137	23	25	Amalric BLANC	4:36.254	4:36.254	0.000
24	24	Jonathan GOETSCHY	2:01.766	10	James CHAWKE	1:28.017	174	Laurent HOFFMANN	1:06.234	24	29	Luca GOTTARDI	4:36.472	4:37.106	0.634
25	30	Eddy FERRE	2:01.773	41	Aaron SPENCE	1:28.262	23	Marcus SIMPSON	1:06.300	25	30	Eddy FERRE	4:36.300	4:37.487	1.187
26	25	Amalric BLANC	2:01.997	66	Ryan GIBSON	1:28.348	29	Luca GOTTARDI	1:06.309	26	174	Laurent HOFFMANN	4:38.072	4:38.263	0.191
27	174	Laurent HOFFMANN	2:02.356	29	Luca GOTTARDI	1:28.398	10	James CHAWKE	1:06.612	27	71	Phillip CROWE	4:37.339	4:38.608	1.269
28	66	Ryan GIBSON	2:02.461	30	Eddy FERRE	1:28.701	25	Amalric BLANC	1:06.746	28	66	Ryan GIBSON	4:38.361	4:38.992	0.631
29	71	Phillip CROWE	2:02.984	77	Barry BURRELL	1:28.929	5	Marty LENNON	1:06.969	29	77	Barry BURRELL	4:39.486	4:39.486	0.000
30	77	Barry BURRELL	2:03.196	212	Dean McMASTER	1:29.152	52	Ryan WHITEHALL	1:07.043	30	41	Aaron SPENCE	4:39.722	4:39.722	0.000
31	52	Ryan WHITEHALL	2:03.254	59	Darryl TWEED	1:29.191	42	Jonathan PERRY	1:07.139	31	5	Marty LENNON	4:39.907	4:40.659	0.752
32	5	Marty LENNON	2:03.579	71	Phillip CROWE	1:29.277	77	Barry BURRELL	1:07.361	32	52	Ryan WHITEHALL	4:40.550	4:40.834	0.284
33	42	Jonathan PERRY	2:03.613	5	Marty LENNON	1:29.359	66	Ryan GIBSON	1:07.552	33	42	Jonathan PERRY	4:41.142	4:41.987	0.845
34	41	Aaron SPENCE	2:03.702	174	Laurent HOFFMANN	1:29.482	119	Kris DUNCAN	1:07.618	34	212	Dean McMASTER	4:41.085	4:42.730	1.645
35	212	Dean McMASTER	2:03.766	92	Mitch REES	1:29.606	41	Aaron SPENCE	1:07.758	35	119	Kris DUNCAN	4:42.685	4:43.740	1.055
36	50	Julian TRUMMER	2:04.625	80	Barry FURBER	1:29.774	80	Barry FURBER	1:08.065	36	50	Julian TRUMMER	4:43.847	4:44.389	0.542
37	119	Kris DUNCAN	2:04.697	52	Ryan WHITEHALL	1:30.253	212	Dean McMASTER	1:08.167	37	80	Barry FURBER	4:43.506	4:44.671	1.165
38	21	Joe YEARDSLEY	2:04.741	85	Olivier LUPBERGER	1:30.326	50	Julian TRUMMER	1:08.201	38	65	Michael SWEENEY	4:33.980	4:44.840	10.860
39	80	Barry FURBER	2:05.667	119	Kris DUNCAN	1:30.370	59	Darryl TWEED	1:08.232	39	88	Sean McTAGGART	4:45.933	4:46.457	0.524
40	40	Rhys HARDISTY	2:06.371	42	Jonathan PERRY	1:30.390	88	Sean McTAGGART	1:08.636	40	85	Olivier LUPBERGER	4:45.413	4:47.225	1.812
41	85	Olivier LUPBERGER	2:06.444	45	Andrea MAJOLA	1:30.538	85	Olivier LUPBERGER	1:08.643	41	40	Rhys HARDISTY	4:46.202	4:47.319	1.117
42	88	Sean McTAGGART	2:06.633	88	Sean McTAGGART	1:30.664	40	Rhys HARDISTY	1:08.718	42	39	Martin MORRIS	4:46.888	4:47.504	0.616
43	39	Martin MORRIS	2:06.718	73	David BROOK	1:30.828	97	Stephane BEDNAREK	1:08.795	43	21	Joe YEARDSLEY	4:46.618	4:48.314	1.696
44	97	Stephane BEDNAREK	2:07.120	39	Martin MORRIS	1:30.829	28	Darryl ANDERSON	1:08.959	44	97	Stephane BEDNAREK	4:47.914	4:49.001	1.087
45	45	Andrea MAJOLA	2:07.333	50	Julian TRUMMER	1:31.021	58	Paul WILLIAMS	1:09.042	45	35	Don GILBERT	4:49.790	4:50.476	0.686
46	28	Darryl ANDERSON	2:07.476	35	Don GILBERT	1:31.056	39	Martin MORRIS	1:09.341	46	45	Andrea MAJOLA	4:47.674	4:50.617	2.943
47	33	Paul CASSIDY	2:08.235	40	Rhys HARDISTY	1:31.113	17	Mark GOODINGS	1:09.690	47	28	Darryl ANDERSON	4:50.209	4:50.777	0.568
48	58	Paul WILLIAMS	2:08.370	21	Joe YEARDSLEY	1:31.373	45	Andrea MAJOLA	1:09.803	48	58	Paul WILLIAMS	4:50.658	4:51.046	0.388
49	35	Don GILBERT	2:08.374	91	Graham McALEESE	1:31.772	33	Paul CASSIDY	1:09.892	49	17	Mark GOODINGS	4:51.606	4:51.606	0.000
50	109	Neil KERNOHAN	2:08.558	97	Stephane BEDNAREK	1:31.999	19	Jean Pierre POLET	1:10.349	50	19	Jean Pierre POLET	4:54.153	4:55.264	1.111
51	17	Mark GOODINGS	2:08.766	33	Paul CASSIDY	1:32.295	35	Don GILBERT	1:10.360	51	53	Wayne BOURGEOIS	4:53.731	4:55.411	1.680
52	91	Graham McALEESE	2:09.209	109	Neil KERNOHAN	1:32.472	21	Joe YEARDSLEY	1:10.504	52	33	Paul CASSIDY	4:50.422	4:55.878	5.456
53	53	Wayne BOURGEOIS	2:09.333	53	Wayne BOURGEOIS	1:32.851	87	Emil KRCHNAVY	1:10.715	53	91	Graham McALEESE	4:53.933	4:56.078	2.145
54	44	Liam CHAWKE	2:10.534	19	Jean Pierre POLET	1:32.917	92	Mitch REES	1:11.286	54	109	Neil KERNOHAN	4:53.283	4:57.912	4.629
55	139	Dermot CLEARY	2:10.660	17	Mark GOODINGS	1:33.150	53	Wayne BOURGEOIS	1:11.547	55	44	Liam CHAWKE	4:57.253	4:59.350	2.097



BRIGGS EQUIPMENT NORTH WEST 200

SUPERBIKE

Q8: Second Qualifying

SECTOR ANALYSIS

Perfect Lap (sum of best sectors) = **4:18.937**



56	19 Jean Pierre POLET	2:10.887	58 Paul WILLIAMS	1:33.246	44 Liam CHAWKE	1:11.568	56	87 Emil KRCHNAVY	4:58.973	4:59.827	0.854
57	73 David BROOK	2:11.163	28 Darryl ANDERSON	1:33.774	73 David BROOK	1:11.845	57	90 Craig KENNELLY	4:59.461	5:00.160	0.699
58	90 Craig KENNELLY	2:12.083	90 Craig KENNELLY	1:34.736	69 Brad CLARKE	1:12.134	58	139 Dermot CLEARY	5:00.152	5:01.038	0.886
59	87 Emil KRCHNAVY	2:13.086	44 Liam CHAWKE	1:35.151	109 Neil KERNOHAN	1:12.253	59	73 David BROOK	4:53.836	5:01.042	7.206
60	69 Brad CLARKE	2:13.466	87 Emil KRCHNAVY	1:35.172	90 Craig KENNELLY	1:12.642	60	69 Brad CLARKE	5:01.866	5:03.338	1.472
			145 Daniel FORBES	1:35.289	91 Graham McALEESE	1:12.952	61	145 Daniel FORBES		6:22.036	
			139 Dermot CLEARY	1:35.832	139 Dermot CLEARY	1:13.660					
			69 Brad CLARKE	1:36.266							

BRIGGS EQUIPMENT NORTH WEST 200

SUPERBIKE

Q8: Second Qualifying

Thursday, 08 May 2025



NW200

SPEED TRAP ON APPROACH TO UNIVERSITY

Class	No/Name	Fastest	Lap 1	Lap 2	Lap 3	Lap 4	Lap 5	Lap 6	Lap 7	Lap 8	Lap 9	Lap 10	Lap 11	Lap 12
SBK	3 Dean HARRISON	208.5	207.8	208.5	204.0	197.5	202.2	201.0	204.0	202.8				
SBK	6 Michael DUNLOP	207.2	202.2	199.2	202.8	207.2	204.0	205.3	205.3					
SBK	4 Michael RUTTER	206.5	206.5	201.0	201.0	200.4	189.1	204.7	201.6					
SBK	16 Mike BROWNE	205.3	205.3	201.6	199.8	199.2	201.6	199.8	198.6	201.6	199.2			
SBK	38 Erno KOSTAMO	204.0	204.0	202.2	202.8									
SBK	74 Davey TODD	203.4	203.4	202.2	198.6	202.2	196.9	201.0						
SBK	8 Sam WEST	202.2	202.2	191.3	198.0	198.0	195.2	196.3	195.7	200.4	195.7			
SBK	65 Michael SWEENEY	202.2	194.0	198.6	202.2									
SBK	60 Peter HICKMAN	202.2	198.0	202.2	177.2	198.0	199.8	202.2	200.4					
SBK	1 John McGUINNESS	201.6	183.0	183.5	201.6	190.7	195.7	180.0	198.0	198.0	195.7			
SBK	23 Marcus SIMPSON	201.0	194.0	180.0	201.0	196.9	194.6	196.3	193.5	181.0				
SBK	66 Ryan GIBSON	200.4	198.6	196.3	200.4	191.3	195.7	194.6	193.5	179.5				
SBK	34 Alastair SEELEY	200.4	196.3	200.4	200.4	198.0	199.2	198.6	199.8					
SBK	20 David JOHNSON	199.8	193.5	199.8	193.5	190.7	196.3	198.0	197.5	119.6				
SBK	7 Josh BROOKES	199.8	199.8	190.7	191.3	190.2	195.2	193.5	192.9					
SBK	22 Paul JORDAN	199.8	196.3	199.8	186.0	187.0	195.7	197.5	178.6					
SBK	30 Eddy FERRE	199.2	199.2	191.8	193.5	189.7	188.1	189.7	188.1					
SBK	18 Michael EVANS	199.2	181.5	179.1	199.2	197.5	199.2	176.3	196.9	196.9				
SBK	11 Conor CUMMINS	198.6	198.6	198.6	191.3	198.6	189.1	198.0	186.0					
SBK	24 Jonathan GOETSCHY	198.6	198.6	194.6	194.0	192.4								
SBK	41 Aaron SPENCE	198.6	198.0	196.3	180.5	198.6	196.3	195.7						
SBK	36 Jamie COWARD	198.0	196.3	194.6	197.5	197.5	197.5	198.0						
SBK	12 Ian HUTCHINSON	197.5	197.5	195.2	197.5	196.9	195.7							
SBK	25 Amalric BLANC	197.5	194.0	195.7	197.5	191.3	195.2	180.5						
SBK	174 Laurent HOFFMANN	197.5	197.5	193.5	195.2	194.6	193.5	194.6	194.6					
SBK	88 Sean McTAGGART	195.7	170.0	191.3	195.7	190.2	188.6							
SBK	15 Nathan HARRISON	195.7	195.7	194.0	194.6	194.6								
SBK	62 Maurizio BOTTALICO	194.6	194.6	193.5	192.4	194.0	192.9							
SBK	10 James CHAWKE	193.5	189.1	193.5	192.4	192.9	190.7	192.4	191.3	192.4				
SBK	91 Graham McALEESE	193.5	175.3	169.6	193.5									
SBK	39 Martin MORRIS	192.9	180.5	192.9	177.7	186.0	188.6	187.6	190.2					
SBK	73 David BROOK	192.9	192.9	143.0	188.6									
SBK	5 Marty LENNON	192.4	189.1	192.4	189.1	181.0	185.0	186.5	185.5	166.2	188.6			
SBK	21 Joe YEARDSLEY	192.4	181.5	189.1	192.4									
SBK	53 Wayne BOURGEOIS	191.8	177.7	189.1	191.8	189.7	175.8	191.8	190.7	155.9				
SBK	71 Phillip CROWE	191.8	179.5	176.7	169.6	164.2	191.8							
SBK	80 Barry FURBER	191.8	191.8	189.1	189.1	189.7	190.2	188.1	186.5					
SBK	59 Darryl TWEED	191.8	191.8											
SBK	119 Kris DUNCAN	191.3	189.7	191.3	188.1	184.5	182.0	185.0						
SBK	42 Jonathan PERRY	191.3	189.7	185.0	188.1	189.1	191.3	187.6	186.0					
SBK	33 Paul CASSIDY	190.7	190.7	185.0	187.0	183.0	177.7							
SBK	40 Rhys HARDISTY	190.2	189.1	190.2	188.1	188.1	178.6	188.1						
SBK	29 Luca GOTTARDI	189.7	182.5	187.0	189.1	180.5	185.5	189.1	178.1	189.7				
SBK	92 Mitch REES	189.7	189.7											
SBK	212 Dean McMASTER	189.1	186.0	188.1	188.6	188.1	188.6	189.1	188.1	186.5				
SBK	19 Jean Pierre POLET	189.1	189.1	179.5	184.0	185.0	183.5	185.0	181.5					
SBK	35 Don GILBERT	188.6	188.6	176.7	178.1	182.5	178.6	180.5	178.6					
SBK	77 Barry BURRELL	188.6	188.6	186.5	184.0	186.5	183.0							
SBK	109 Neil KERNOHAN	188.6	188.6	186.5										
SBK	45 Andrea MAJOLA	188.6	188.6	185.5	185.0	187.0	186.0							
SBK	52 Ryan WHITEHALL	188.1	185.5	188.1	177.7	183.5	180.5							



BRIGGS EQUIPMENT NORTH WEST 200

SUPERBIKE

Q8: Second Qualifying

Thursday, 08 May 2025



NW200

SPEED TRAP ON APPROACH TO UNIVERSITY

Class	No/Name	Fastest	Lap 1	Lap 2	Lap 3	Lap 4	Lap 5	Lap 6	Lap 7	Lap 8	Lap 9	Lap 10	Lap 11	Lap 12
SBK	85 Olivier LUPBERGER	188.1	166.7	180.0	<u>188.1</u>	187.0	187.6	183.5						
SBK	17 Mark GOODINGS	187.6	182.0	182.5	168.3	<u>187.6</u>	185.0	184.0	180.5					
SBK	50 Julian TRUMMER	187.0	<u>187.0</u>	182.5	182.0	180.0	180.0	182.5	181.5	180.5				
SBK	58 Paul WILLIAMS	186.5	<u>186.5</u>	185.0	183.0	180.0								
SBK	139 Dermot CLEARY	186.5	171.3	185.5	<u>186.5</u>	186.0	186.0							
SBK	44 Liam CHAWKE	184.5	183.0	182.5	166.7	<u>184.5</u>	184.0	182.5						
SBK	90 Craig KENNELLY	184.0	175.3	180.5	177.7	<u>184.0</u>	180.5							
SBK	28 Darryl ANDERSON	184.0	181.5	<u>184.0</u>	177.2	177.7								
SBK	97 Stephane BEDNAREK	181.0	176.3	177.2	175.8	<u>181.0</u>	179.1							
SBK	145 Daniel FORBES	180.0	<u>180.0</u>	177.2										
SBK	69 Brad CLARKE	175.8	<u>175.8</u>	170.0	174.0	173.5	170.9	171.8						
SBK	87 Emil KRCHNAVY	174.9	174.0	173.5	171.8	159.2	<u>174.9</u>	174.4	171.8	174.4				

BRIGGS EQUIPMENT NORTH WEST 200

SUPERBIKE


Combined Qualifying



Pos	Class	No	Name	-----Best Time / Qual Laps-----			Overall Best Time / Speed /	
				Session A	Session B		Total Qual Laps	
Qualifying Classification								
1	SBK	60	Peter HICKMAN	4:25.271	6	4:19.168	5	4:19.168 124.599 11
2	SBK	2	Davey TODD	4:51.007	1	4:20.274	4	4:20.274 124.069 5
3	SBK	3	Dean HARRISON	4:26.030	7	4:20.289	6	4:20.289 124.062 13
4	SBK	34	Alastair SEELEY	4:26.869	4	4:20.384	5	4:20.384 124.017 9
5	SBK	6	Michael DUNLOP	4:31.217	1	4:22.593	4	4:22.593 122.974 5
6	SBK	36	Jamie COWARD	4:31.092	3	4:24.833	4	4:24.833 121.933 7
7	SBK	12	Ian HUTCHINSON	4:36.242	2	4:25.480	3	4:25.480 121.636 5
8	SBK	38	Erno KOSTAMO	4:30.696	2	4:25.819	5	4:25.819 121.481 7
9	SBK	1	John McGUINNESS	4:33.260	2	4:25.877	7	4:25.877 121.455 9
10	SBK	22	Paul JORDAN	4:27.645	4	4:26.680	5	4:26.680 121.089 9
11	SBK	16	Mike BROWNE	5:00.259	1	4:26.856	7	4:26.856 121.009 8
12	SBK	4	Michael RUTTER	4:33.980	5	4:27.158	6	4:27.158 120.872 11
13	SBK	11	Conor CUMMINS	4:33.945	3	4:28.007	5	4:28.007 120.489 8
14	SBK	15	Nathan HARRISON	4:33.409	3	4:28.294	2	4:28.294 120.361 5
15	SBK	7	Josh BROOKES	4:39.353	4	4:29.022	4	4:29.022 120.035 8
16	SBK	8	Sam WEST	4:33.957	6	4:29.990	7	4:29.990 119.604 13
17	SBK	20	David JOHNSON	4:35.054	4	4:31.346	5	4:31.346 119.007 9
18	SBK	18	Michael EVANS	4:36.695	4	4:31.360	6	4:31.360 119.001 10
19	SBK	65	Michael SWEENEY	4:31.874	5	4:44.840	3	4:31.874 118.776 8
20	SBK	24	Jonathan GOETSCHY	4:41.038	3	4:34.553	3	4:34.553 117.617 6
21	SBK	62	Maurizio BOTTALICO	4:41.472	3	4:35.009	3	4:35.009 117.422 6
22	SBK	23	Marcus SIMPSON	4:51.878	1	4:35.048	6	4:35.048 117.405 7
23	SBK	10	James CHAWKE	4:43.137	4	4:35.767	6	4:35.767 117.099 10
24	SBK	92	Mitch REES	4:36.239	2	6:40.082	0	4:36.239 116.899 2
25	SBK	25	Amalric BLANC	4:45.301	3	4:36.254	4	4:36.254 116.892 7
26	SBK	29	Luca GOTTARDI	4:49.121	1	4:37.106	6	4:37.106 116.533 7
27	SBK	30	Eddy FERRE	4:42.725	2	4:37.487	5	4:37.487 116.373 7
28	SBK	71	Phillip CROWE	4:38.115	4	4:38.608	3	4:38.115 116.110 7
29	SBK	174	Laurent HOFFMANN	4:44.514	1	4:38.263	5	4:38.263 116.048 6
30	SBK	66	Ryan GIBSON	4:45.188	3	4:38.992	6	4:38.992 115.745 9
31	SBK	77	Barry BURRELL	4:50.527	1	4:39.486	2	4:39.486 115.541 3
32	SBK	41	Aaron SPENCE	4:47.630	4	4:39.722	3	4:39.722 115.443 7
33	SBK	9	Craig NEVE	4:40.424	4	-----		4:40.424 115.154 4
34	SBK	5	Marty LENNON	4:49.610	3	4:40.659	7	4:40.659 115.058 10
35	SBK	59	Darryl TWEED	4:40.675	4	6:36.048	0	4:40.675 115.051 4
36	SBK	56	Adam McLEAN	4:40.788	4	-----		4:40.788 115.005 4
37	SBK	52	Ryan WHITEHALL	4:56.511	2	4:40.834	4	4:40.834 114.986 6
38	SBK	42	Jonathan PERRY	4:46.955	3	4:41.987	6	4:41.987 114.516 9
39	SBK	212	Dean McMASTER	4:49.448	3	4:42.730	5	4:42.730 114.215 8
40	SBK	119	Kris DUNCAN	4:48.038	4	4:43.740	4	4:43.740 113.808 8
41	SBK	50	Julian TRUMMER	4:51.410	3	4:44.389	5	4:44.389 113.549 8
42	SBK	80	Barry FURBER	4:55.499	2	4:44.671	3	4:44.671 113.436 5
43	SBK	88	Sean McTAGGART	4:54.168	4	4:46.457	3	4:46.457 112.729 7
44	SBK	85	Olivier LUPBERGER	4:53.190	3	4:47.225	4	4:47.225 112.428 7
45	SBK	40	Rhys HARDISTY	4:54.289	3	4:47.319	4	4:47.319 112.391 7
46	SBK	39	Martin MORRIS	4:54.411	3	4:47.504	4	4:47.504 112.318 7
47	SBK	21	Joe YEARDSLEY	4:53.829	3	4:48.314	1	4:48.314 112.003 4
48	SBK	14	Ilja CALJOUW	4:48.906	4	-----		4:48.906 111.773 4
49	SBK	97	Stephane BEDNAREK	5:02.635	1	4:49.001	3	4:49.001 111.737 4
50	SBK	35	Don GILBERT	8:22.083	0	4:50.476	5	4:50.476 111.169 5
51	SBK	45	Andrea MAJOLA	4:56.064	1	4:50.617	2	4:50.617 111.115 3
52	SBK	58	Paul WILLIAMS	4:50.681	3	4:51.046	3	4:50.681 111.091 6
53	SBK	28	Darryl ANDERSON	5:00.693	2	4:50.777	3	4:50.777 111.054 5
54	SBK	17	Mark GOODINGS	7:59.731	0	4:51.606	2	4:51.606 110.738 2

Provisional result to be confirmed by the Stewards of the Meeting subject to completion of technical inspections & the time limit for protests

Page 1 / 2

Circuit	The Triangle	Signed	Organising Club	Coleraine & District MC
Length(miles)	8.9700 Lap 1 (8.8300)			
Weather		Chief Timekeeper		
Track		Issued At:		




Qualifying Classification

55	SBK	91	Graham McALEESE	4:54.090	2	4:56.078	2	4:54.090	109.803	4
56	SBK	19	Jean Pierre POLET	5:31.260	0	4:55.264	2	4:55.264	109.367	2
57	SBK	53	Wayne BOURGEOIS	5:17.278	0	4:55.411	4	4:55.411	109.312	4
58	SBK	33	Paul CASSIDY	5:07.348	2	4:55.878	3	4:55.878	109.140	5
59	SBK	44	Liam CHAWKE	4:59.843	2	4:59.350	3	4:59.350	107.874	5
60	SBK	87	Emil KRCHNAVY	5:07.049	1	4:59.827	5	4:59.827	107.702	6
61	SBK	90	Craig KENNELLY	5:13.425	1	5:00.160	3	5:00.160	107.583	4
62	SBK	139	Dermot CLEARY	5:07.878	2	5:01.038	3	5:01.038	107.269	5
63	SBK	69	Brad CLARKE	5:05.790	2	5:03.338	3	5:03.338	106.456	5
64	SBK	145	Daniel FORBES	5:06.067	2	6:22.036	0	5:06.067	105.506	2

Non Qualifiers

SBK	222	Michael GAHAN	5:12.944	1	-----					1
SBK	13	Gary McCOY	4:38.565	1	-----					1
SBK	73	David BROOK	6:51.120	0	5:01.042	1				1
SBK	49	Kevin KEYES	5:13.857	1	-----					1
SBK	43	Stephen DEGNAN	5:14.233	1	-----					1
SBK	109	Neil KERNOHAN	-----		4:57.912	1				1
SBK	75	Austen WEBSTER	11:15.802	0	-----					0

Provisional result to be confirmed by the Stewards of the Meeting subject to completion of technical inspections & the time limit for protests

Circuit	The Triangle	Signed	 Chief Timekeeper	Organising Club	Coleraine & District MC
Length(miles)	8.9700 Lap 1 (8.8300)	Issued At:			
Weather					
Track					





SUPERBIKE



RACE NUMBER:

1 (THU) & 2 (SAT) & 6 (SAT)

GROUP: A

[Empty box]

[Empty box]

[Empty box]

62
BOTTALICO

24
GOETSCHY

65
SWEENEY

ROW 7

18
EVANS

20
JOHNSON

8
WEST

ROW 6

7
BROOKES

15
N HARRISON

11
CUMMINS

ROW 5

4
RUTTER

16
BROWNE

22
JORDAN

ROW 4

1
McGUINNESS

38
KOSTAMO

12
HUTCHINSON

ROW 3

36
COWARD

6
DUNLOP

34
SEELEY

ROW 2

3
D HARRISON

74
TODD

60
HICKMAN

ROW 1

POLE



SUPERBIKE



RACE NUMBER:

1 (THU) & 2 (SAT) & 6 (SAT)

GROUP: B

39
MORRIS

40
HARDISTY

85
LUPBERGER

ROW 15

88
McTAGGART

80
FURBER

50
TRUMMER

ROW 14

119
DUNCAN

212
McMASTER

42
PERRY

ROW 13

52
WHITEHALL

56
McLEAN

59
TWEED

ROW 12

5
LENNON

41
SPENCE

77
BURRELL

ROW 11

66
GIBSON

174
HOFFMANN

71
CROWE

ROW 10

30
FERRE

29
GOTTARDI

25
BLANC

ROW 9

92
REES

10
J CHAWKE

23
SIMPSON

ROW 8



SUPERBIKE



RACE NUMBER:

1 (THU) & 2 (SAT) & 6 (SAT)

GROUP: C

[Empty box]

[Empty box]

[Empty box]

[Empty box]

49
KEYES

73
BROOK

ROW 22

145
FORBES

69
CLARKE

139
CLEARY

ROW 21

90
KENNELLY

87
KRCHNAVY

44
L CHAWKE

ROW 20

33
CASSIDY

53
BOURGEAIS

19
POLET

ROW 19

91
MCALEESE

17
GOODINGS

28
ANDERSON

ROW 18

58
WILLIAMS

45
MAJOLA

35
GILBERT

ROW 17

97
BEDNAREK

14
CALJOUW

21
YEARDSLEY

ROW 16

BRIGGS EQUIPMENT NORTH WEST 200



SUPERBIKE

Race 1 – Milwaukee Superbike

Thursday, 08 May 2025



Pos	Class	No	Name	Machine / Sponsor	Gp	Laps	Total Time	Behind	Speed	-----Best Lap-----		
										Time	Speed	On
1	SBK	74	Davey TODD	BMW - 8Ten Racing BMW Motorrad	a	4	17:20.056		123.709	4:20.698	123.867	2
2	SBK	3	Dean HARRISON	Honda - Honda Racing UK	a	4	17:20.271	0.215	123.683	4:20.158	124.125	2
3	SBK	60	Peter HICKMAN	BMW - 8Ten Racing BMW Motorrad	a	4	17:21.695	1.639	123.514	4:20.585	123.921	2
4	SBK	6	Michael DUNLOP	BMW - MD Hawk Racing	a	4	17:22.191	2.135	123.455	4:20.377	124.020	3
5	SBK	12	Ian HUTCHINSON	BMW - moobob MLav Racing	a	4	17:42.868	22.812	121.054	4:24.944	121.882	4
6	SBK	36	Jamie COWARD	BMW - KTS Racing by Stanley Stewart	a	4	17:44.409	24.353	120.878	4:26.055	121.373	2
7	SBK	38	Erno KOSTAMO	BMW - RVS Motorsport	a	4	17:44.733	24.677	120.842	4:26.284	121.269	4
8	SBK	1	John McGUINNESS	Honda - Honda Racing UK	a	4	17:56.219	36.163	119.552	4:28.784	120.141	3
9	SBK	22	Paul JORDAN	Honda - Jackson Racing by Prosper2	a	4	17:56.985	36.929	119.467	4:28.242	120.384	3
10	SBK	65	Michael SWEENEY	BMW - MJR Racing	a	4	18:08.454	38.398	119.304	4:27.553	120.694	3
11	SBK	15	Nathan HARRISON	Honda - H & H Motorcycles	a	4	18:00.197	40.141	119.112	4:29.399	119.867	4
12	SBK	4	Michael RUTTER	BMW - Bathams AJN Racing	a	4	18:00.723	40.667	119.054	4:28.220	120.394	3
13	SBK	11	Conor CUMMINS	BMW - Burrows Engineering/RK Racing	a	4	18:06.530	46.474	118.417	4:27.346	120.787	3
14	SBK	18	Michael EVANS	Honda - Dafabet Racing	a	4	18:06.885	46.829	118.379	4:30.210	119.507	4
15	SBK	23	Marcus SIMPSON	Honda - WH Racing powered by Dynobike	b	4	18:06.948	46.892	118.372	4:31.518	118.931	2
16	SBK	8	Sam WEST	BMW - Moto-Hub.co.uk	a	4	18:07.321	47.265	118.331	4:30.320	119.458	4
17	SBK	62	Maurizio BOTTALICO	BMW - Crowe Performance	a	4	18:09.756	49.700	118.067	4:30.281	119.476	4
18	SBK	10	James CHAWKE	BMW - Lyonara/Chawkie Racing	b	4	18:18.368	58.312	117.141	4:34.986	117.431	2
19	SBK	7	Josh BROOKES	Honda - Jackson Racing by Prosper2	a	4	18:20.796	1:00.740	116.883	4:32.690	118.420	3
20	SBK	71	Phillip CROWE	BMW - Crowe Performance	b	4	18:21.576	1:01.520	116.800	4:33.089	118.247	4
21	SBK	29	Luca GOTTARDI	BMW - Cerin by Penz13	b	4	18:23.954	1:03.898	116.548	4:34.241	117.750	3
22	SBK	25	Amalric BLANC	Honda - Team Gazzz 58/B&M/HML	b	4	18:29.884	1:09.828	115.926	4:37.017	116.570	4
23	SBK	174	Laurent HOFFMANN	BMW - Hoffmann by MRP	b	4	18:30.350	1:10.294	115.877	4:37.222	116.484	3
24	SBK	24	Jonathan GOETSCHY	BMW - Optimark Road Racing	a	4	18:41.154	1:21.098	114.760	4:39.020	115.734	2
25	SBK	41	Aaron SPENCE	Honda - Sebden Steel/Spence Engineering	b	4	18:45.389	1:25.333	114.328	4:40.355	115.183	4
26	SBK	5	Marty LENNON	BMW - ML Designs	b	4	18:45.580	1:25.524	114.309	4:40.471	115.135	4
27	SBK	52	Ryan WHITEHALL	Yamaha - WR Racing	b	4	18:48.309	1:28.253	114.033	4:40.225	115.236	4
28	SBK	30	Eddy FERRE	BMW - Optimark Road Racing	b	4	18:51.245	1:31.189	113.737	4:40.441	115.147	2
29	SBK	80	Barry FURBER	Honda - DC Autos	b	4	19:02.423	1:42.367	112.624	4:44.993	113.308	3
30	SBK	119	Kris DUNCAN	Yamaha - KD/TCC Racing 119	b	4	19:05.251	1:45.195	112.346	4:43.331	113.973	2
31	SBK	40	Rhys HARDISTY	Yamaha - Never Be Clever Racing	b	4	19:07.246	1:47.190	112.150	4:44.492	113.508	2
32	SBK	77	Barry BURRELL	BMW - Halliwell Jones BMW Motorrad	b	4	19:14.008	1:53.952	111.493	4:46.333	112.778	2
33	SBK	88	Sean McTAGGART	BMW - Smith's Garage	b	4	19:17.695	1:57.639	111.138	4:47.131	112.464	3
34	SBK	97	Stephane BEDNAREK	Yamaha - F.R.T.	c	4	19:21.726	2:01.670	110.752	4:49.233	111.647	2
35	SBK	91	Graham McALEESE	BMW - GMAC Racing	c	4	19:22.978	2:02.922	110.633	4:48.492	111.934	4
36	SBK	73	David BROOK	Honda - brooksuspension.com	c	4	19:24.397	2:04.341	110.498	4:48.276	112.018	4
37	SBK	85	Olivier LUPBERGER	Yamaha - Team by Heidger Motorsport	b	4	19:24.502	2:04.446	110.488	4:49.162	111.674	2
38	SBK	35	Don GILBERT	Suzuki - The Don Racing	c	4	19:26.234	2:06.178	110.324	4:51.797	110.666	2
39	SBK	28	Darryl ANDERSON	Yamaha - DKR	c	4	19:30.638	2:10.582	109.909	4:51.994	110.591	2
40	SBK	17	Mark GOODINGS	BMW - LMT Motorsport	c	4	19:53.318	2:33.262	107.820	4:51.304	110.853	2
41	SBK	33	Paul CASSIDY	Honda - eSIMGo	c	4	19:53.930	2:33.874	107.765	4:55.267	109.365	2
42	SBK	44	Liam CHAWKE	Suzuki - Chawkie Racing SC	c	4	19:55.232	2:35.176	107.648	4:58.304	108.252	3
43	SBK	145	Daniel FORBES	Suzuki - FB Racing	c	4	19:56.498	2:36.442	107.534	4:54.909	109.498	4
44	SBK	87	Emil KRCHNAVY	Kawasaki - KRS Racing by ZD-Motorsport	c	4	19:57.173	2:37.117	107.473	4:54.450	109.669	4
45	SBK	139	Dermot CLEARY	Suzuki - Cleary Racing	c	4	20:05.289	2:45.233	106.750	4:59.274	107.901	4
46	SBK	53	Wayne BOURGEAIS	Yamaha - Team Basomba Racing/WB	c	4	20:05.544	2:45.488	106.727	4:50.410	111.195	4
47	SBK	90	Craig KENNELLY	Honda - Residio Racing	c	4	20:15.390	2:55.334	105.862	5:02.186	106.861	4
48	SBK	69	Brad CLARKE	Suzuki - Powerslide Racing	c	4	20:15.974	2:55.918	105.811	5:02.114	106.887	4


Fastest Lap

SBK	3	Dean HARRISON	Honda - Honda Racing UK	4:20.158	124.125	2
-----	---	---------------	-------------------------	----------	---------	---

Not Classified

DNF	SBK	66	Ryan GIBSON	BMW - Gibson Motors/Firewood Supplies	b	3	14:12.935		112.989	4:42.570	114.280	2
DNF	SBK	50	Julian TRUMMER	Kawasaki - LionHeart Moto Racing	b	3	14:17.958		112.327	4:42.565	114.282	3

Provisional result to be confirmed by the Stewards of the Meeting subject to completion of technical inspections & the time limit for protests

Circuit	The Triangle	Signed		Organising Club	Coleraine & District MC
Length(miles)	8.9700 Lap 1 (8.8300)		Chief Timekeeper	Race Started	17:48
Weather	Sunny	Issued At:	18:19	Gp Time Diff - b 32.38 / c 72.29	
Track	Dry, 29.8°C				



BRIGGS EQUIPMENT NORTH WEST 200

SUPERBIKE

Race 1 – Milwaukee Superbike

Thursday, 08 May 2025




Pos	Class	No	Name	Machine / Sponsor	Gp	Laps	Total Time	Behind	Speed	-----Best Lap-----		
										Time	Speed	On
Not Classified												
DNF	SBK	16	Mike BROWNE	BMW - moobob MLav Racing	a	2	9:33.256		111.783	5:04.367	106.096	2
DNF	SBK	19	Jean Pierre POLET	BMW - Road's Warrior	c	2	9:54.332		107.819	5:01.162	107.225	2
DNF	SBK	42	Jonathan PERRY	Honda - Gordon Huxley Racing	b	1	4:47.912		110.409			
DNF	SBK	45	Andrea MAJOLA	Yamaha - Parker Car Transport	c	1	4:58.497		106.494			
DNF	SBK	20	David JOHNSON	Kawasaki - Platinum Club Racing Kawasaki	a	1	5:46.081		91.851			

No 53 + 10 second penalty - straight through at Mathers Lap 1; No 11 + 10 second penalty - straight through at Juniper Lap 4;

Provisional result to be confirmed by the Stewards of the Meeting subject to completion of technical inspections & the time limit for protests

Page 2 / 2

Circuit	The Triangle	Signed		Organising Club	Coleraine & District MC
Length(miles)	8.9700 Lap 1 (8.8300)		Chief Timekeeper	Race Started	17:48
Weather	Sunny	Issued At:	18:19	Gp Time Diff - b 32.38 / c 72.29	
Track	Dry, 29.8°C				



SUPERBIKE

Race 1 – Milwaukee Superbike

Thursday, 08 May 2025

DETAILED SECTOR ANALYSIS

SBK

Race Classification

Position

1 74 Davey TODD

Total Time **17:20.056** Avg Speed **123.709** Behind
Best Time **4:20.698** Best Speed **123.867** On **2** Gp **a**

Lap	Lap Time	Lap Speed	Sector 1	Sector 2	Sector 3	Speed Trap
1	4:16.079	124.134		1:22.716	1:02.411	199.8
2	4:20.698	123.867	1:54.865	1:23.201	1:02.632	198.6
3	4:22.429	123.050	1:56.048	1:23.358	1:03.023	197.5
4	4:20.850	123.795	1:55.288	1:22.763	1:02.799	199.8
<i>Ideal</i>	<i>4:19.992</i>	<i>124.204</i>	<i>1:54.865</i>	<i>1:22.716</i>	<i>1:02.411</i>	<i>199.8</i>

2 3 Dean HARRISON

Total Time **17:20.271** Avg Speed **123.683** Behind **0.215**
Best Time **4:20.158** Best Speed **124.125** On **2** Gp **a**

Lap	Lap Time	Lap Speed	Sector 1	Sector 2	Sector 3	Speed Trap
1	4:16.933	123.721		1:22.497	1:02.308	202.2
2	4:20.158	124.125	1:54.557	1:23.003	1:02.598	204.0
3	4:22.476	123.028	1:55.935	1:23.565	1:02.976	200.4
4	4:20.704	123.865	1:55.285	1:22.800	1:02.619	198.6
<i>Ideal</i>	<i>4:19.362</i>	<i>124.506</i>	<i>1:54.557</i>	<i>1:22.497</i>	<i>1:02.308</i>	<i>204.0</i>

3 60 Peter HICKMAN

Total Time **17:21.695** Avg Speed **123.514** Behind **1.639**
Best Time **4:20.585** Best Speed **123.921** On **2** Gp **a**

Lap	Lap Time	Lap Speed	Sector 1	Sector 2	Sector 3	Speed Trap
1	4:18.663	122.893		1:22.950	1:02.634	201.6
2	4:20.585	123.921	1:55.265	1:22.465	1:02.855	201.0
3	4:20.857	123.792	1:55.337	1:22.827	1:02.693	198.6
4	4:21.590	123.445	1:55.172	1:22.813	1:03.605	201.0
<i>Ideal</i>	<i>4:20.271</i>	<i>124.071</i>	<i>1:55.172</i>	<i>1:22.465</i>	<i>1:02.634</i>	<i>201.6</i>

4 6 Michael DUNLOP

Total Time **17:22.191** Avg Speed **123.455** Behind **2.135**
Best Time **4:20.377** Best Speed **124.020** On **3** Gp **a**

Lap	Lap Time	Lap Speed	Sector 1	Sector 2	Sector 3	Speed Trap
1	4:19.884	122.316		1:22.698	1:03.526	205.3
2	4:20.876	123.783	1:55.316	1:22.027	1:03.533	205.9
3	4:20.377	124.020	1:55.188	1:22.219	1:02.970	205.9
4	4:21.054	123.699	1:54.548	1:22.771	1:03.735	207.2
<i>Ideal</i>	<i>4:19.545</i>	<i>124.418</i>	<i>1:54.548</i>	<i>1:22.027</i>	<i>1:02.970</i>	<i>207.2</i>

Race Classification

Position

5 12 Ian HUTCHINSON

Total Time **17:42.868** Avg Speed **121.054** Behind **22.812**
Best Time **4:24.944** Best Speed **121.882** On **4** Gp **a**

Lap	Lap Time	Lap Speed	Sector 1	Sector 2	Sector 3	Speed Trap
1	4:23.616	120.584		1:24.494	1:04.720	199.2
2	4:27.178	120.863	1:57.553	1:24.893	1:04.732	196.3
3	4:27.130	120.885	1:57.169	1:25.576	1:04.385	196.9
4	4:24.944	121.882	1:56.584	1:24.062	1:04.298	193.5
<i>Ideal</i>	<i>4:24.944</i>	<i>121.882</i>	<i>1:56.584</i>	<i>1:24.062</i>	<i>1:04.298</i>	<i>199.2</i>

6 36 Jamie COWARD

Total Time **17:44.409** Avg Speed **120.878** Behind **24.353**
Best Time **4:26.055** Best Speed **121.373** On **2** Gp **a**

Lap	Lap Time	Lap Speed	Sector 1	Sector 2	Sector 3	Speed Trap
1	4:23.818	120.492		1:24.177	1:04.696	199.8
2	4:26.055	121.373	1:57.605	1:24.213	1:04.237	194.6
3	4:27.314	120.802	1:57.785	1:25.333	1:04.196	194.6
4	4:27.222	120.843	1:57.634	1:24.053	1:05.535	194.0
<i>Ideal</i>	<i>4:25.854</i>	<i>121.465</i>	<i>1:57.605</i>	<i>1:24.053</i>	<i>1:04.196</i>	<i>199.8</i>

7 38 Erno KOSTAMO

Total Time **17:44.733** Avg Speed **120.842** Behind **24.677**
Best Time **4:26.284** Best Speed **121.269** On **4** Gp **a**

Lap	Lap Time	Lap Speed	Sector 1	Sector 2	Sector 3	Speed Trap
1	4:25.466	119.744		1:24.402	1:04.874	204.7
2	4:26.533	121.156	1:57.709	1:24.714	1:04.110	198.0
3	4:26.450	121.193	1:57.641	1:24.474	1:04.335	199.2
4	4:26.284	121.269	1:57.376	1:24.140	1:04.768	199.8
<i>Ideal</i>	<i>4:25.626</i>	<i>121.569</i>	<i>1:57.376</i>	<i>1:24.140</i>	<i>1:04.110</i>	<i>204.7</i>

8 1 John McGUINNESS

Total Time **17:56.219** Avg Speed **119.552** Behind **36.163**
Best Time **4:28.784** Best Speed **120.141** On **3** Gp **a**

Lap	Lap Time	Lap Speed	Sector 1	Sector 2	Sector 3	Speed Trap
1	4:29.289	118.044		1:26.050	1:04.931	190.2
2	4:28.868	120.104	1:58.853	1:24.957	1:05.058	195.7
3	4:28.784	120.141	1:58.750	1:25.274	1:04.760	194.6
4	4:29.278	119.921	1:58.909	1:25.321	1:05.048	193.5
<i>Ideal</i>	<i>4:28.467</i>	<i>120.283</i>	<i>1:58.750</i>	<i>1:24.957</i>	<i>1:04.760</i>	<i>195.7</i>

SUPERBIKE

Race 1 – Milwaukee Superbike

Thursday, 08 May 2025

DETAILED SECTOR ANALYSIS

Race Classification

Position

9 **22 Paul JORDAN**
 Total Time **17:56.985** Avg Speed **119.467** Behind **36.929**
 Best Time **4:28.242** Best Speed **120.384** On **3** Gp **a**

Lap	Lap Time	Lap Speed	Sector 1	Sector 2	Sector 3	Speed Trap
1	4:29.676	117.875		1:25.953	1:04.687	182.0
2	4:29.151	119.977	1:59.990	1:24.681	1:04.480	189.1
3	4:28.242	120.384	1:58.436	1:25.218	1:04.588	190.7
4	4:29.916	119.637	1:59.675	1:25.594	1:04.647	179.5
<i>Ideal</i>	<i>4:27.597</i>	<i>120.674</i>	<i>1:58.436</i>	<i>1:24.681</i>	<i>1:04.480</i>	<i>190.7</i>

10 65 Michael SWEENEY

Total Time **17:58.454** Avg Speed **119.304** Behind **38.398**
 Best Time **4:27.553** Best Speed **120.694** On **3** Gp **a**

Lap	Lap Time	Lap Speed	Sector 1	Sector 2	Sector 3	Speed Trap
1	4:30.097	117.691		1:25.331	1:04.619	204.0
2	4:29.799	119.689	2:00.118	1:25.011	1:04.670	187.6
3	4:27.553	120.694	1:57.809	1:25.162	1:04.582	196.9
4	4:31.005	119.156	1:58.735	1:25.754	1:06.516	198.6
<i>Ideal</i>	<i>4:27.402</i>	<i>120.762</i>	<i>1:57.809</i>	<i>1:25.011</i>	<i>1:04.582</i>	<i>204.0</i>

11 15 Nathan HARRISON

Total Time **18:00.197** Avg Speed **119.112** Behind **40.141**
 Best Time **4:29.399** Best Speed **119.867** On **4** Gp **a**

Lap	Lap Time	Lap Speed	Sector 1	Sector 2	Sector 3	Speed Trap
1	4:29.497	117.953		1:26.710	1:04.719	195.7
2	4:31.702	118.851	2:00.077	1:27.050	1:04.575	195.2
3	4:29.599	119.778	1:59.040	1:26.184	1:04.375	195.7
4	4:29.399	119.867	1:59.184	1:25.508	1:04.707	189.1
<i>Ideal</i>	<i>4:28.923</i>	<i>120.079</i>	<i>1:59.040</i>	<i>1:25.508</i>	<i>1:04.375</i>	<i>195.7</i>

12 4 Michael RUTTER

Total Time **18:00.723** Avg Speed **119.054** Behind **40.667**
 Best Time **4:28.220** Best Speed **120.394** On **3** Gp **a**

Lap	Lap Time	Lap Speed	Sector 1	Sector 2	Sector 3	Speed Trap
1	4:32.678	116.577		1:24.746	1:04.242	178.6
2	4:29.274	119.922	1:59.040	1:25.179	1:05.055	202.2
3	4:28.220	120.394	1:58.623	1:25.371	1:04.226	205.3
4	4:30.551	119.356	1:59.289	1:25.471	1:05.791	199.2
<i>Ideal</i>	<i>4:27.595</i>	<i>120.675</i>	<i>1:58.623</i>	<i>1:24.746</i>	<i>1:04.226</i>	<i>205.3</i>

Race Classification

Position

13 **11 Conor CUMMINS**
 Total Time **18:06.530** Avg Speed **118.417** Behind **46.474**
 Best Time **4:27.346** Best Speed **120.787** On **3** Gp **a**

Lap	Lap Time	Lap Speed	Sector 1	Sector 2	Sector 3	Speed Trap
1	4:31.359	117.144		1:25.445	1:04.215	194.0
2	4:28.986	120.051	1:59.182	1:25.707	1:04.097	190.2
3	4:27.346	120.787	1:57.947	1:25.380	1:04.019	196.9
4	4:28.839	120.117	1:58.822	1:25.084	1:04.933	198.0
<i>Ideal</i>	<i>4:27.050</i>	<i>120.921</i>	<i>1:57.947</i>	<i>1:25.084</i>	<i>1:04.019</i>	<i>198.0</i>

14 18 Michael EVANS

Total Time **18:06.885** Avg Speed **118.379** Behind **46.829**
 Best Time **4:30.210** Best Speed **119.507** On **4** Gp **a**

Lap	Lap Time	Lap Speed	Sector 1	Sector 2	Sector 3	Speed Trap
1	4:35.330	115.454		1:26.652	1:05.174	179.5
2	4:30.697	119.292	1:59.596	1:25.843	1:05.258	196.9
3	4:30.648	119.314	1:59.700	1:25.889	1:05.059	196.3
4	4:30.210	119.507	1:59.797	1:25.419	1:04.994	196.3
<i>Ideal</i>	<i>4:30.009</i>	<i>119.596</i>	<i>1:59.596</i>	<i>1:25.419</i>	<i>1:04.994</i>	<i>196.9</i>

15 23 Marcus SIMPSON

Total Time **18:06.948** Avg Speed **118.372** Behind **46.892**
 Best Time **4:31.518** Best Speed **118.931** On **2** Gp **b**

Lap	Lap Time	Lap Speed	Sector 1	Sector 2	Sector 3	Speed Trap
1	4:29.416	117.989		1:26.607	1:05.232	195.7
2	4:31.518	118.931	1:59.701	1:26.354	1:05.463	197.5
3	4:31.703	118.850	2:00.273	1:26.318	1:05.112	196.9
4	4:34.311	117.720	2:01.020	1:26.826	1:06.465	196.9
<i>Ideal</i>	<i>4:31.131</i>	<i>119.101</i>	<i>1:59.701</i>	<i>1:26.318</i>	<i>1:05.112</i>	<i>197.5</i>

16 8 Sam WEST

Total Time **18:07.321** Avg Speed **118.331** Behind **47.265**
 Best Time **4:30.320** Best Speed **119.458** On **4** Gp **a**

Lap	Lap Time	Lap Speed	Sector 1	Sector 2	Sector 3	Speed Trap
1	4:36.096	115.134		1:26.357	1:05.337	172.6
2	4:30.358	119.442	1:59.181	1:25.712	1:05.465	194.0
3	4:30.547	119.358	1:59.537	1:25.922	1:05.088	196.3
4	4:30.320	119.458	1:59.771	1:25.655	1:04.894	190.7
<i>Ideal</i>	<i>4:29.730</i>	<i>119.720</i>	<i>1:59.181</i>	<i>1:25.655</i>	<i>1:04.894</i>	<i>196.3</i>

SUPERBIKE

Race 1 – Milwaukee Superbike

Thursday, 08 May 2025

DETAILED SECTOR ANALYSIS

Race Classification

Position

17 **62 Maurizio BOTTALICO**
 Total Time **18:09.756** Avg Speed **118.067** Behind **49.700**
 Best Time **4:30.281** Best Speed **119.476** On **4** Gp **a**

Lap	Lap Time	Lap Speed	Sector 1	Sector 2	Sector 3	Speed Trap
1	4:35.636	115.326		1:27.641	1:05.279	187.6
2	4:31.574	118.907	1:59.985	1:25.920	1:05.669	194.0
3	4:32.265	118.605	1:59.715	1:27.197	1:05.353	195.7
4	4:30.281	119.476	1:58.354	1:26.756	1:05.171	193.5
Ideal	4:29.445	119.846	1:58.354	1:25.920	1:05.171	195.7

Race Classification

Position

18 **10 James CHAWKE**
 Total Time **18:18.368** Avg Speed **117.141** Behind **58.312**
 Best Time **4:34.986** Best Speed **117.431** On **2** Gp **b**

Lap	Lap Time	Lap Speed	Sector 1	Sector 2	Sector 3	Speed Trap
1	4:32.812	116.520		1:27.128	1:06.180	192.4
2	4:34.986	117.431	2:01.317	1:27.248	1:06.421	190.7
3	4:35.330	117.285	2:01.374	1:27.461	1:06.495	190.2
4	4:35.240	117.323	2:01.290	1:27.440	1:06.510	190.2
Ideal	4:34.598	117.597	2:01.290	1:27.128	1:06.180	192.4

Race Classification

Position

19 **7 Josh BROOKES**
 Total Time **18:20.796** Avg Speed **116.883** Behind **1:00.740**
 Best Time **4:32.690** Best Speed **118.420** On **3** Gp **a**

Lap	Lap Time	Lap Speed	Sector 1	Sector 2	Sector 3	Speed Trap
1	4:37.052	114.737		1:26.400	1:05.954	170.0
2	4:37.051	116.556	1:59.989	1:26.459	1:10.603	191.3
3	4:32.690	118.420	2:00.580	1:26.807	1:05.303	197.5
4	4:34.003	117.853	2:01.534	1:26.897	1:05.572	195.7
Ideal	4:31.692	118.855	1:59.989	1:26.400	1:05.303	197.5

Race Classification

Position

20 **71 Phillip CROWE**
 Total Time **18:21.576** Avg Speed **116.800** Behind **1:01.520**
 Best Time **4:33.089** Best Speed **118.247** On **4** Gp **b**

Lap	Lap Time	Lap Speed	Sector 1	Sector 2	Sector 3	Speed Trap
1	4:37.367	114.606		1:28.764	1:07.854	184.0
2	4:37.236	116.478	2:01.845	1:29.062	1:06.329	177.7
3	4:33.884	117.904	2:01.428	1:27.535	1:04.921	185.0
4	4:33.089	118.247	2:01.644	1:27.016	1:04.429	185.5
Ideal	4:32.873	118.341	2:01.428	1:27.016	1:04.429	185.5

Race Classification

Position

21 **29 Luca GOTTARDI**
 Total Time **18:23.954** Avg Speed **116.548** Behind **1:03.898**
 Best Time **4:34.241** Best Speed **117.750** On **3** Gp **b**

Lap	Lap Time	Lap Speed	Sector 1	Sector 2	Sector 3	Speed Trap
1	4:36.892	114.803		1:28.507	1:07.717	183.0
2	4:37.032	116.564	2:01.955	1:28.824	1:06.253	189.1
3	4:34.241	117.750	2:01.250	1:27.639	1:05.352	189.1
4	4:35.789	117.090	2:01.398	1:28.603	1:05.788	187.6
Ideal	4:34.241	117.750	2:01.250	1:27.639	1:05.352	189.1

Race Classification

Position

22 **25 Amalric BLANC**
 Total Time **18:29.884** Avg Speed **115.926** Behind **1:09.828**
 Best Time **4:37.017** Best Speed **116.570** On **4** Gp **b**

Lap	Lap Time	Lap Speed	Sector 1	Sector 2	Sector 3	Speed Trap
1	4:37.179	114.684		1:27.087	1:10.082	194.6
2	4:38.464	115.965	2:03.738	1:28.030	1:06.696	197.5
3	4:37.224	116.483	2:03.398	1:27.388	1:06.438	191.8
4	4:37.017	116.570	2:02.588	1:27.990	1:06.439	194.0
Ideal	4:36.113	116.952	2:02.588	1:27.087	1:06.438	197.5

Race Classification

Position

23 **174 Laurent HOFFMANN**
 Total Time **18:30.350** Avg Speed **115.877** Behind **1:10.294**
 Best Time **4:37.222** Best Speed **116.484** On **3** Gp **b**

Lap	Lap Time	Lap Speed	Sector 1	Sector 2	Sector 3	Speed Trap
1	4:35.730	115.287		1:28.071	1:07.263	191.3
2	4:38.586	115.914	2:02.511	1:29.724	1:06.351	194.0
3	4:37.222	116.484	2:01.379	1:29.625	1:06.218	195.2
4	4:38.812	115.820	2:02.554	1:29.984	1:06.274	191.8
Ideal	4:35.668	117.141	2:01.379	1:28.071	1:06.218	195.2

Race Classification

Position

24 **24 Jonathan GOETSCHY**
 Total Time **18:41.154** Avg Speed **114.760** Behind **1:21.098**
 Best Time **4:39.020** Best Speed **115.734** On **2** Gp **a**

Lap	Lap Time	Lap Speed	Sector 1	Sector 2	Sector 3	Speed Trap
1	4:39.617	113.684		1:27.100	1:09.936	194.0
2	4:39.020	115.734	2:02.909	1:28.907	1:07.204	190.7
3	4:39.866	115.384	2:02.795	1:28.483	1:08.588	190.2
4	4:42.651	114.247	2:03.623	1:29.701	1:09.327	189.7
Ideal	4:37.099	116.536	2:02.795	1:27.100	1:07.204	194.0

SUPERBIKE

Race 1 – Milwaukee Superbike

Thursday, 08 May 2025

DETAILED SECTOR ANALYSIS

Race Classification

Position

25	41 Aaron SPENCE
Total Time	18:45.389 Avg Speed 114.328 Behind 1:25.333
Best Time	4:40.355 Best Speed 115.183 On 4 Gp b
Lap	Lap Time Lap Speed Sector 1 Sector 2 Sector 3 Speed Trap
1	4:39.770 113.622 1:28.705 1:09.269 192.9
2	4:42.008 114.507 2:04.510 1:28.887 1:08.611 197.5
3	4:43.256 114.003 2:05.186 1:29.556 1:08.514 183.0
4	4:40.355 115.183 2:04.065 1:28.041 1:08.249 195.7
Ideal	4:40.355 115.183 2:04.065 1:28.041 1:08.249 197.5

26	5 Marty LENNON
Total Time	18:45.580 Avg Speed 114.309 Behind 1:25.524
Best Time	4:40.471 Best Speed 115.135 On 4 Gp b
Lap	Lap Time Lap Speed Sector 1 Sector 2 Sector 3 Speed Trap
1	4:39.897 113.570 1:28.649 1:08.895 191.3
2	4:41.987 114.516 2:04.697 1:29.832 1:07.458 189.1
3	4:43.225 114.015 2:05.729 1:29.205 1:08.291 171.3
4	4:40.471 115.135 2:04.042 1:29.605 1:06.824 186.0
Ideal	4:39.515 115.529 2:04.042 1:28.649 1:06.824 191.3

27	52 Ryan WHITEHALL
Total Time	18:48.309 Avg Speed 114.033 Behind 1:28.253
Best Time	4:40.225 Best Speed 115.236 On 4 Gp b
Lap	Lap Time Lap Speed Sector 1 Sector 2 Sector 3 Speed Trap
1	4:44.165 111.865 1:30.097 1:08.597 186.0
2	4:42.513 114.303 2:04.687 1:30.292 1:07.534 186.0
3	4:41.406 114.752 2:04.929 1:29.468 1:07.009 183.5
4	4:40.225 115.236 2:03.578 1:29.200 1:07.447 183.5
Ideal	4:39.787 115.416 2:03.578 1:29.200 1:07.009 186.0

28	30 Eddy FERRE
Total Time	18:51.245 Avg Speed 113.737 Behind 1:31.189
Best Time	4:40.441 Best Speed 115.147 On 2 Gp b
Lap	Lap Time Lap Speed Sector 1 Sector 2 Sector 3 Speed Trap
1	4:40.629 113.274 1:28.828 1:07.808 193.5
2	4:40.441 115.147 2:04.382 1:28.745 1:07.314 182.0
3	4:49.207 111.657 2:05.000 1:29.033 1:15.174 186.0
4	4:40.968 114.931 2:04.806 1:29.056 1:07.106 186.0
Ideal	4:40.233 115.233 2:04.382 1:28.745 1:07.106 193.5

Race Classification

Position

29	80 Barry FURBER
Total Time	19:02.423 Avg Speed 112.624 Behind 1:42.367
Best Time	4:44.993 Best Speed 113.308 On 3 Gp b
Lap	Lap Time Lap Speed Sector 1 Sector 2 Sector 3 Speed Trap
1	4:46.801 110.836 1:31.203 1:09.488 180.5
2	4:45.182 113.233 2:06.758 1:29.996 1:08.428 187.0
3	4:44.993 113.308 2:05.869 1:30.628 1:08.496 186.0
4	4:45.447 113.128 2:06.286 1:30.456 1:08.705 185.0
Ideal	4:44.293 113.587 2:05.869 1:29.996 1:08.428 187.0

30	119 Kris DUNCAN
Total Time	19:05.251 Avg Speed 112.346 Behind 1:45.195
Best Time	4:43.331 Best Speed 113.973 On 2 Gp b
Lap	Lap Time Lap Speed Sector 1 Sector 2 Sector 3 Speed Trap
1	4:52.986 108.497 1:31.929 1:11.685 174.9
2	4:43.331 113.973 2:04.733 1:29.963 1:08.635 187.6
3	4:44.515 113.498 2:05.764 1:30.213 1:08.538 172.6
4	4:44.419 113.537 2:05.052 1:30.674 1:08.693 183.5
Ideal	4:43.234 114.012 2:04.733 1:29.963 1:08.538 187.6

31	40 Rhys HARDISTY
Total Time	19:07.246 Avg Speed 112.150 Behind 1:47.190
Best Time	4:44.492 Best Speed 113.508 On 2 Gp b
Lap	Lap Time Lap Speed Sector 1 Sector 2 Sector 3 Speed Trap
1	4:49.190 109.921 1:31.044 1:10.040 187.0
2	4:44.492 113.508 2:05.909 1:29.857 1:08.726 175.3
3	4:49.047 111.719 2:04.464 1:29.906 1:14.677 181.5
4	4:44.517 113.498 2:05.341 1:30.762 1:08.414 186.0
Ideal	4:42.735 114.213 2:04.464 1:29.857 1:08.414 187.0

32	77 Barry BURRELL
Total Time	19:14.008 Avg Speed 111.493 Behind 1:53.952
Best Time	4:46.333 Best Speed 112.778 On 2 Gp b
Lap	Lap Time Lap Speed Sector 1 Sector 2 Sector 3 Speed Trap
1	4:48.496 110.185 1:31.590 1:10.290 162.6
2	4:46.333 112.778 2:06.047 1:30.973 1:09.313 181.0
3	4:49.341 111.605 2:07.810 1:31.703 1:09.828 174.4
4	4:49.838 111.414 2:08.615 1:31.038 1:10.185 171.8
Ideal	4:46.333 112.778 2:06.047 1:30.973 1:09.313 181.0

SUPERBIKE

Race 1 – Milwaukee Superbike

Thursday, 08 May 2025

DETAILED SECTOR ANALYSIS

Race Classification

Position

33	88 Sean McTAGGART
Total Time	19:17.695 Avg Speed 111.138 Behind 1:57.639
Best Time	4:47.131 Best Speed 112.464 On 3 Gp b
Lap	Lap Time Lap Speed Sector 1 Sector 2 Sector 3 Speed Trap
1	4:53.437 108.330 1:32.479 1:12.464 188.1
2	4:47.369 112.371 2:07.282 1:30.113 1:09.974 186.0
3	4:47.131 112.464 2:07.689 1:30.488 1:08.954 185.0
4	4:49.758 111.445 2:07.760 1:30.409 1:11.589 189.1
Ideal	4:46.349 112.771 2:07.282 1:30.113 1:08.954 189.1

34 97 Stephane BEDNAREK

Total Time	19:21.726 Avg Speed 110.752 Behind 2:01.670
Best Time	4:49.233 Best Speed 111.647 On 2 Gp c
Lap	Lap Time Lap Speed Sector 1 Sector 2 Sector 3 Speed Trap
1	4:52.374 108.724 1:32.299 1:15.285 167.5
2	4:49.233 111.647 2:07.890 1:32.274 1:09.069 175.8
3	4:50.456 111.177 2:07.952 1:32.708 1:09.796 177.2
4	4:49.663 111.481 2:09.231 1:31.854 1:08.578 171.8
Ideal	4:48.322 112.000 2:07.890 1:31.854 1:08.578 177.2

35 91 Graham McALEESE

Total Time	19:22.978 Avg Speed 110.633 Behind 2:02.922
Best Time	4:48.492 Best Speed 111.934 On 4 Gp c
Lap	Lap Time Lap Speed Sector 1 Sector 2 Sector 3 Speed Trap
1	4:52.837 108.552 1:30.378 1:15.173 174.4
2	4:51.264 110.868 2:08.769 1:31.711 1:10.784 183.0
3	4:50.385 111.204 2:08.495 1:31.712 1:10.178 182.5
4	4:48.492 111.934 2:07.767 1:31.413 1:09.312 165.0
Ideal	4:47.457 112.337 2:07.767 1:30.378 1:09.312 183.0

36 73 David BROOK

Total Time	19:24.397 Avg Speed 110.498 Behind 2:04.341
Best Time	4:48.276 Best Speed 112.018 On 4 Gp c
Lap	Lap Time Lap Speed Sector 1 Sector 2 Sector 3 Speed Trap
1	4:56.991 107.034 1:32.318 1:14.042 174.0
2	4:50.680 111.091 2:08.847 1:31.519 1:10.314 186.0
3	4:48.450 111.950 2:07.282 1:31.151 1:10.017 170.9
4	4:48.276 112.018 2:06.960 1:31.092 1:10.224 187.0
Ideal	4:48.069 112.098 2:06.960 1:31.092 1:10.017 187.0

Race Classification

Position

37	85 Olivier LUPBERGER
Total Time	19:24.502 Avg Speed 110.488 Behind 2:04.446
Best Time	4:49.162 Best Speed 111.674 On 2 Gp b
Lap	Lap Time Lap Speed Sector 1 Sector 2 Sector 3 Speed Trap
1	4:50.204 109.537 1:31.284 1:10.065 181.0
2	4:49.162 111.674 2:06.688 1:31.557 1:10.917 184.0
3	4:51.782 110.672 2:08.449 1:33.114 1:10.219 181.0
4	4:53.354 110.079 2:08.994 1:32.558 1:11.802 183.5
Ideal	4:48.037 112.111 2:06.688 1:31.284 1:10.065 184.0

38 35 Don GILBERT

Total Time	19:26.234 Avg Speed 110.324 Behind 2:06.178
Best Time	4:51.797 Best Speed 110.666 On 2 Gp c
Lap	Lap Time Lap Speed Sector 1 Sector 2 Sector 3 Speed Trap
1	4:47.686 110.495 1:30.786 1:12.871 165.4
2	4:51.797 110.666 2:09.630 1:31.785 1:10.382 174.4
3	4:52.353 110.456 2:09.559 1:32.601 1:10.193 173.1
4	4:54.398 109.688 2:09.297 1:33.826 1:11.275 175.8
Ideal	4:50.276 111.246 2:09.297 1:30.786 1:10.193 175.8

39 28 Darryl ANDERSON

Total Time	19:30.638 Avg Speed 109.909 Behind 2:10.582
Best Time	4:51.994 Best Speed 110.591 On 2 Gp c
Lap	Lap Time Lap Speed Sector 1 Sector 2 Sector 3 Speed Trap
1	4:52.500 108.677 1:33.351 1:15.913 180.0
2	4:51.994 110.591 2:09.481 1:33.486 1:09.027 182.5
3	4:52.353 110.456 2:08.911 1:33.886 1:09.556 180.5
4	4:53.791 109.915 2:10.092 1:34.260 1:09.439 179.5
Ideal	4:51.289 110.859 2:08.911 1:33.351 1:09.027 182.5

40 17 Mark GOODINGS

Total Time	19:53.318 Avg Speed 107.820 Behind 2:33.262
Best Time	4:51.304 Best Speed 110.853 On 2 Gp c
Lap	Lap Time Lap Speed Sector 1 Sector 2 Sector 3 Speed Trap
1	4:54.101 108.085 1:32.073 1:14.137 170.5
2	4:51.304 110.853 2:08.727 1:33.306 1:09.271 181.0
3	4:51.779 110.673 2:08.726 1:33.626 1:09.427 173.1
4	5:16.134 102.147 2:20.795 1:40.854 1:14.485 171.3
Ideal	4:50.070 111.325 2:08.726 1:32.073 1:09.271 181.0

SUPERBIKE

Race 1 – Milwaukee Superbike

Thursday, 08 May 2025

DETAILED SECTOR ANALYSIS

Race Classification

Position

41 33 Paul CASSIDY

Total Time **19:53.930** Avg Speed **107.765** Behind **2:33.874**

Best Time **4:55.267** Best Speed **109.365** On **2** Gp **c**

Lap	Lap Time	Lap Speed	Sector 1	Sector 2	Sector 3	Speed Trap
1	4:59.982	105.966		1:39.067	1:15.050	179.1
2	4:55.267	109.365	2:11.128	1:33.367	1:10.772	182.5
3	5:00.247	107.551	2:12.265	1:35.513	1:12.469	178.1
4	4:58.434	108.205	2:11.979	1:34.626	1:11.829	181.0
<i>Ideal</i>	<i>4:55.267</i>	<i>109.365</i>	<i>2:11.128</i>	<i>1:33.367</i>	<i>1:10.772</i>	<i>182.5</i>

42 44 Liam CHAWKE

Total Time **19:55.232** Avg Speed **107.648** Behind **2:35.176**

Best Time **4:58.304** Best Speed **108.252** On **3** Gp **c**

Lap	Lap Time	Lap Speed	Sector 1	Sector 2	Sector 3	Speed Trap
1	4:59.604	106.100		1:33.593	1:15.797	184.5
2	4:58.667	108.120	2:12.038	1:34.634	1:11.995	175.8
3	4:58.304	108.252	2:12.101	1:34.208	1:11.995	181.5
4	4:58.657	108.124	2:11.679	1:34.816	1:12.162	177.7
<i>Ideal</i>	<i>4:57.267</i>	<i>108.630</i>	<i>2:11.679</i>	<i>1:33.593</i>	<i>1:11.995</i>	<i>184.5</i>

43 145 Daniel FORBES

Total Time **19:56.498** Avg Speed **107.534** Behind **2:36.442**

Best Time **4:54.909** Best Speed **109.498** On **4** Gp **c**

Lap	Lap Time	Lap Speed	Sector 1	Sector 2	Sector 3	Speed Trap
1	5:05.042	104.209		1:39.712	1:12.684	176.7
2	4:59.992	107.643	2:14.415	1:34.493	1:11.084	161.9
3	4:56.555	108.890	2:11.304	1:34.637	1:10.614	175.8
4	4:54.909	109.498	2:09.696	1:34.886	1:10.327	177.7
<i>Ideal</i>	<i>4:54.516</i>	<i>109.644</i>	<i>2:09.696</i>	<i>1:34.493</i>	<i>1:10.327</i>	<i>177.7</i>

44 87 Emil KRCHNAVY

Total Time **19:57.173** Avg Speed **107.473** Behind **2:37.117**

Best Time **4:54.450** Best Speed **109.669** On **4** Gp **c**

Lap	Lap Time	Lap Speed	Sector 1	Sector 2	Sector 3	Speed Trap
1	5:06.711	103.642		1:40.808	1:15.035	168.7
2	5:00.805	107.352	2:14.219	1:35.460	1:11.126	149.3
3	4:55.207	109.388	2:10.736	1:34.578	1:09.893	176.7
4	4:54.450	109.669	2:10.362	1:34.675	1:09.413	182.0
<i>Ideal</i>	<i>4:54.353</i>	<i>109.705</i>	<i>2:10.362</i>	<i>1:34.578</i>	<i>1:09.413</i>	<i>182.0</i>

Race Classification

Position

45 139 Dermot CLEARY

Total Time **20:05.289** Avg Speed **106.750** Behind **2:45.233**

Best Time **4:59.274** Best Speed **107.901** On **4** Gp **c**

Lap	Lap Time	Lap Speed	Sector 1	Sector 2	Sector 3	Speed Trap
1	5:04.828	104.282			1:34.113	1:17.237
2	5:00.046	107.623	2:12.199	1:34.808	1:13.039	182.5
3	5:01.141	107.232	2:12.223	1:34.766	1:14.152	180.0
4	4:59.274	107.901	2:10.559	1:34.878	1:13.837	176.3
<i>Ideal</i>	<i>4:57.711</i>	<i>108.468</i>	<i>2:10.559</i>	<i>1:34.113</i>	<i>1:13.039</i>	<i>182.5</i>

46 53 Wayne BOURGEOIS

Total Time **20:05.544** Avg Speed **106.727** Behind **2:45.488**

Best Time **4:50.410** Best Speed **111.195** On **4** Gp **c**

Lap	Lap Time	Lap Speed	Sector 1	Sector 2	Sector 3	Speed Trap
1	5:02.704	105.013		1:36.473	1:16.627	178.1
2	5:08.231	104.766	2:17.645	1:38.359	1:12.227	162.2
3	4:54.199	109.762	2:11.798	1:31.866	1:10.535	188.6
4	4:50.410	111.195	2:08.601	1:32.122	1:09.687	166.2
<i>Ideal</i>	<i>4:50.154</i>	<i>111.293</i>	<i>2:08.601</i>	<i>1:31.866</i>	<i>1:09.687</i>	<i>188.6</i>

47 90 Craig KENNELLY

Total Time **20:15.390** Avg Speed **105.862** Behind **2:55.334**

Best Time **5:02.186** Best Speed **106.861** On **4** Gp **c**

Lap	Lap Time	Lap Speed	Sector 1	Sector 2	Sector 3	Speed Trap
1	5:06.383	103.752		1:38.900	1:15.456	177.7
2	5:04.184	106.159	2:14.387	1:36.218	1:13.579	155.1
3	5:02.637	106.702	2:14.223	1:34.879	1:13.535	175.3
4	5:02.186	106.861	2:13.279	1:35.533	1:13.374	170.9
<i>Ideal</i>	<i>5:01.532</i>	<i>107.093</i>	<i>2:13.279</i>	<i>1:34.879</i>	<i>1:13.374</i>	<i>177.7</i>

48 69 Brad CLARKE

Total Time **20:15.974** Avg Speed **105.811** Behind **2:55.918**

Best Time **5:02.114** Best Speed **106.887** On **4** Gp **c**

Lap	Lap Time	Lap Speed	Sector 1	Sector 2	Sector 3	Speed Trap
1	5:03.157	104.857		1:35.538	1:13.260	172.6
2	5:05.880	105.571	2:15.606	1:36.958	1:13.316	168.3
3	5:04.823	105.937	2:14.718	1:36.724	1:13.381	171.3
4	5:02.114	106.887	2:14.807	1:34.718	1:12.589	171.3
<i>Ideal</i>	<i>5:02.025</i>	<i>106.918</i>	<i>2:14.718</i>	<i>1:34.718</i>	<i>1:12.589</i>	<i>172.6</i>

Not Classified

Position

SUPERBIKE

Race 1 – Milwaukee Superbike

Thursday, 08 May 2025

DETAILED SECTOR ANALYSIS

Not Classified

Position

DNF 66 Ryan GIBSON

Total Time **14:12.935** Avg Speed **112.989** Behind

Best Time **4:42.570** Best Speed **114.280** On **2** Gp **b**

Lap	Lap Time	Lap Speed	Sector 1	Sector 2	Sector 3	Speed Trap
1	4:40.413	113.361		1:28.079	1:08.938	190.7
2	4:42.570	114.280	2:05.327	1:29.242	1:08.001	174.9
3	4:49.952	111.370	2:04.402	1:28.735		178.1
<i>Ideal</i>	<i>4:40.482</i>	<i>115.130</i>	<i>2:04.402</i>	<i>1:28.079</i>	<i>1:08.001</i>	<i>190.7</i>

DNF 50 Julian TRUMMER

Total Time **14:17.958** Avg Speed **112.327** Behind

Best Time **4:42.565** Best Speed **114.282** On **3** Gp **b**

Lap	Lap Time	Lap Speed	Sector 1	Sector 2	Sector 3	Speed Trap
1	4:51.481	109.057		1:29.554	1:12.816	174.9
2	4:43.912	113.739	2:05.873	1:29.257	1:08.782	180.0
3	4:42.565	114.282	2:05.378	1:29.322	1:07.865	181.0
<i>Ideal</i>	<i>4:42.500</i>	<i>114.308</i>	<i>2:05.378</i>	<i>1:29.257</i>	<i>1:07.865</i>	<i>181.0</i>

DNF 16 Mike BROWNE

Total Time **9:33.256** Avg Speed **111.783** Behind

Best Time **5:04.367** Best Speed **106.096** On **2** Gp **a**

Lap	Lap Time	Lap Speed	Sector 1	Sector 2	Sector 3	Speed Trap
1	4:28.889	118.220		1:25.108	1:05.041	184.0
2	5:04.367	106.096	2:24.924	1:30.500		194.6
<i>Ideal</i>	<i>4:55.073</i>	<i>109.437</i>	<i>2:24.924</i>	<i>1:25.108</i>	<i>1:05.041</i>	<i>194.6</i>

DNF 19 Jean Pierre POLET

Total Time **9:54.332** Avg Speed **107.819** Behind

Best Time **5:01.162** Best Speed **107.225** On **2** Gp **c**

Lap	Lap Time	Lap Speed	Sector 1	Sector 2	Sector 3	Speed Trap
1	4:53.170	108.429		1:31.406	1:15.161	180.0
2	5:01.162	107.225	2:15.517	1:32.152		182.0
<i>Ideal</i>	<i>5:02.084</i>	<i>106.897</i>	<i>2:15.517</i>	<i>1:31.406</i>	<i>1:15.161</i>	<i>182.0</i>

DNF 42 Jonathan PERRY

Total Time **4:47.912** Avg Speed **110.409** Behind

Best Time Best Speed On Gp **b**

Lap	Lap Time	Lap Speed	Sector 1	Sector 2	Sector 3	Speed Trap
1	4:47.912	110.409		1:34.547		195.7
<i>Ideal</i>	<i>0.000</i>	<i>0.000</i>		<i>1:34.547</i>		<i>195.7</i>

Not Classified

Position

DNF 45 Andrea MAJOLA

Total Time **4:58.497** Avg Speed **106.494** Behind

Best Time Best Speed On Gp **c**

Lap	Lap Time	Lap Speed	Sector 1	Sector 2	Sector 3	Speed Trap
1	4:58.497	106.494		1:30.673		169.6
<i>Ideal</i>	<i>0.000</i>	<i>0.000</i>		<i>1:30.673</i>		<i>169.6</i>

DNF 20 David JOHNSON

Total Time **5:46.081** Avg Speed **91.851** Behind

Best Time Best Speed On Gp **a**

Lap	Lap Time	Lap Speed	Sector 1	Sector 2	Sector 3	Speed Trap
1	5:46.081	91.851				176.3
<i>Ideal</i>	<i>0.000</i>	<i>0.000</i>				<i>176.3</i>

SUPERBIKE

Race 1 – Milwaukee Superbike

LAP CHART

1					1					2				
No	Name	Gp	Time of Day	Lap Time	No	Name	Gp	Time of Day	Lap Time	No	Name	Gp	Time of Day	Lap Time
74	Davey TODD	a	17:52:54.224	4:16.079	45	Andrea MAJOLA	c	17:53:36.642	4:58.497	74	Davey TODD	a	17:57:14.922	4:20.698
3	Dean HARRISON	a	17:52:55.078	4:16.933	44	Liam CHAWKE	c	17:53:37.749	4:59.604	3	Dean HARRISON	a	17:57:15.236	4:20.158
60	Peter HICKMAN	a	17:52:56.808	4:18.663	33	Paul CASSIDY	c	17:53:38.127	4:59.982	60	Peter HICKMAN	a	17:57:17.393	4:20.585
6	Michael DUNLOP	a	17:52:58.029	4:19.884	53	Wayne BOURGEOIS	c	17:53:40.849	5:02.704	6	Michael DUNLOP	a	17:57:18.905	4:20.876
12	Ian HUTCHINSON	a	17:53:01.761	4:23.616	69	Brad CLARKE	c	17:53:41.302	5:03.157	36	Jamie COWARD	a	17:57:28.018	4:26.055
36	Jamie COWARD	a	17:53:01.963	4:23.818	139	Dermot CLEARLY	c	17:53:42.973	5:04.828	12	Ian HUTCHINSON	a	17:57:28.939	4:27.178
38	Erno KOSTAMO	a	17:53:03.611	4:25.466	145	Daniel FORBES	c	17:53:43.187	5:05.042	38	Erno KOSTAMO	a	17:57:30.144	4:26.533
16	Mike BROWNE	a	17:53:07.034	4:28.889	90	Craig KENNELLY	c	17:53:44.528	5:06.383	1	John McGUINNESS	a	17:57:36.302	4:28.868
1	John McGUINNESS	a	17:53:07.434	4:29.289	87	Emil KRCHNAVY	c	17:53:44.856	5:06.711	22	Paul JORDAN	a	17:57:36.972	4:29.151
23	Marcus SIMPSON	b	17:53:07.561	4:29.416	20	David JOHNSON	a	17:54:24.226	5:46.081	65	Michael SWEENEY	a	17:57:38.041	4:29.799
15	Nathan HARRISON	a	17:53:07.642	4:29.497						11	Conor CUMMINS	a	17:57:38.490	4:28.986
22	Paul JORDAN	a	17:53:07.821	4:29.676						23	Marcus SIMPSON	b	17:57:39.079	4:31.518
65	Michael SWEENEY	a	17:53:08.242	4:30.097						15	Nathan HARRISON	a	17:57:39.344	4:31.702
11	Conor CUMMINS	a	17:53:09.504	4:31.359						4	Michael RUTTER	a	17:57:40.097	4:29.274
4	Michael RUTTER	a	17:53:10.823	4:32.678						18	Michael EVANS	a	17:57:44.172	4:30.697
10	James CHAWKE	b	17:53:10.957	4:32.812						8	Sam WEST	a	17:57:44.599	4:30.358
18	Michael EVANS	a	17:53:13.475	4:35.330						62	Maurizio BOTTALICO	a	17:57:45.355	4:31.574
62	Maurizio BOTTALICO	a	17:53:13.781	4:35.636						10	James CHAWKE	b	17:57:45.943	4:34.986
174	Laurent HOFFMANN	b	17:53:13.875	4:35.730						29	Luca GOTTARDI	b	17:57:52.069	4:37.032
8	Sam WEST	a	17:53:14.241	4:36.096						7	Josh BROOKES	a	17:57:52.248	4:37.051
29	Luca GOTTARDI	b	17:53:15.037	4:36.892						174	Laurent HOFFMANN	b	17:57:52.461	4:38.586
7	Josh BROOKES	a	17:53:15.197	4:37.052						71	Phillip CROWE	b	17:57:52.748	4:37.236
25	Amalric BLANC	b	17:53:15.324	4:37.179						25	Amalric BLANC	b	17:57:53.788	4:38.464
71	Phillip CROWE	b	17:53:15.512	4:37.367						24	Jonathan GOETSCHY	a	17:57:56.782	4:39.020
24	Jonathan GOETSCHY	a	17:53:17.762	4:39.617						30	Eddy FERRE	b	17:57:59.215	4:40.441
41	Aaron SPENCE	b	17:53:17.915	4:39.770						41	Aaron SPENCE	b	17:57:59.923	4:42.008
5	Marty LENNON	b	17:53:18.042	4:39.897						5	Marty LENNON	b	17:58:00.029	4:41.987
66	Ryan GIBSON	b	17:53:18.558	4:40.413						66	Ryan GIBSON	b	17:58:01.128	4:42.570
30	Eddy FERRE	b	17:53:18.774	4:40.629						52	Ryan WHITEHALL	b	17:58:04.823	4:42.513
52	Ryan WHITEHALL	b	17:53:22.310	4:44.165						80	Barry FURBER	b	17:58:10.128	4:45.182
80	Barry FURBER	b	17:53:24.946	4:46.801						16	Mike BROWNE	a	17:58:11.401	5:04.367
35	Don GILBERT	c	17:53:25.831	4:47.686						40	Rhys HARDISTY	b	17:58:11.827	4:44.492
42	Jonathan PERRY	b	17:53:26.057	4:47.912						77	Barry BURRELL	b	17:58:12.974	4:46.333
77	Barry BURRELL	b	17:53:26.641	4:48.496						50	Julian TRUMMER	b	17:58:13.538	4:43.912
40	Rhys HARDISTY	b	17:53:27.335	4:49.190						119	Kris DUNCAN	b	17:58:14.462	4:43.331
85	Olivier LUPBERGER	b	17:53:28.349	4:50.204						85	Olivier LUPBERGER	b	17:58:17.511	4:49.162
50	Julian TRUMMER	b	17:53:29.626	4:51.481						35	Don GILBERT	c	17:58:17.628	4:51.797
97	Stephane BEDNAREK	c	17:53:30.519	4:52.374						88	Sean McTAGGART	b	17:58:18.951	4:47.369
28	Darryl ANDERSON	c	17:53:30.645	4:52.500						97	Stephane BEDNAREK	c	17:58:19.752	4:49.233
91	Graham McALEESE	c	17:53:30.982	4:52.837						91	Graham McALEESE	c	17:58:22.246	4:51.264
119	Kris DUNCAN	b	17:53:31.131	4:52.986						28	Darryl ANDERSON	c	17:58:22.639	4:51.994
19	Jean Pierre POLET	c	17:53:31.315	4:53.170						17	Mark GOODINGS	c	17:58:23.550	4:51.304
88	Sean McTAGGART	b	17:53:31.582	4:53.437						73	David BROOK	c	17:58:25.816	4:50.680
17	Mark GOODINGS	c	17:53:32.246	4:54.101						19	Jean Pierre POLET	c	17:58:32.477	5:01.162
73	David BROOK	c	17:53:35.136	4:56.991						33	Paul CASSIDY	c	17:58:33.394	4:55.267

SUPERBIKE

Race 1 – Milwaukee Superbike

LAP CHART

2

No	Name	Gp	Time of Day	Lap Time
44	Liam CHAWKE	c	17:58:36.416	4:58.667
139	Dermot CLEARY	c	17:58:43.019	5:00.046
145	Daniel FORBES	c	17:58:43.179	4:59.992
87	Emil KRCHNAVY	c	17:58:45.661	5:00.805
69	Brad CLARKE	c	17:58:47.182	5:05.880
90	Craig KENNELLY	c	17:58:48.712	5:04.184
53	Wayne BOURGEAIS	c	17:58:49.080	5:08.231

3

No	Name	Gp	Time of Day	Lap Time
74	Davey TODD	a	18:01:37.351	4:22.429
3	Dean HARRISON	a	18:01:37.712	4:22.476
60	Peter HICKMAN	a	18:01:38.250	4:20.857
6	Michael DUNLOP	a	18:01:39.282	4:20.377
36	Jamie COWARD	a	18:01:55.332	4:27.314
12	Ian HUTCHINSON	a	18:01:56.069	4:27.130
38	Erno KOSTAMO	a	18:01:56.594	4:26.450
1	John McGUINNESS	a	18:02:05.086	4:28.784
22	Paul JORDAN	a	18:02:05.214	4:28.242
65	Michael SWEENEY	a	18:02:05.594	4:27.553
11	Conor CUMMINS	a	18:02:05.836	4:27.346
4	Michael RUTTER	a	18:02:08.317	4:28.220
15	Nathan HARRISON	a	18:02:08.943	4:29.599
23	Marcus SIMPSON	b	18:02:10.782	4:31.703
18	Michael EVANS	a	18:02:14.820	4:30.648
8	Sam WEST	a	18:02:15.146	4:30.547
62	Maurizio BOTTALICO	a	18:02:17.620	4:32.265
10	James CHAWKE	b	18:02:21.273	4:35.330
7	Josh BROOKES	a	18:02:24.938	4:32.690
29	Luca GOTTARDI	b	18:02:26.310	4:34.241
71	Phillip CROWE	b	18:02:26.632	4:33.884
174	Laurent HOFFMANN	b	18:02:29.683	4:37.222
25	Amalric BLANC	b	18:02:31.012	4:37.224
24	Jonathan GOETSCHY	a	18:02:36.648	4:39.866
41	Aaron SPENCE	b	18:02:43.179	4:43.256
5	Marty LENNON	b	18:02:43.254	4:43.225
52	Ryan WHITEHALL	b	18:02:46.229	4:41.406
30	Eddy FERRE	b	18:02:48.422	4:49.207
66	Ryan GIBSON	b	18:02:51.080	4:49.952
80	Barry FURBER	b	18:02:55.121	4:44.993
50	Julian TRUMMER	b	18:02:56.103	4:42.565
119	Kris DUNCAN	b	18:02:58.977	4:44.515
40	Rhys HARDISTY	b	18:03:00.874	4:49.047
77	Barry BURRELL	b	18:03:02.315	4:49.341
88	Sean McTAGGART	b	18:03:06.082	4:47.131
85	Olivier LUPBERGER	b	18:03:09.293	4:51.782
35	Don GILBERT	c	18:03:09.981	4:52.353
97	Stephane BEDNAREK	c	18:03:10.208	4:50.456
91	Graham McALEESE	c	18:03:12.631	4:50.385
73	David BROOK	c	18:03:14.266	4:48.450
28	Darryl ANDERSON	c	18:03:14.992	4:52.353
17	Mark GOODINGS	c	18:03:15.329	4:51.779
33	Paul CASSIDY	c	18:03:33.641	5:00.247
44	Liam CHAWKE	c	18:03:34.720	4:58.304
145	Daniel FORBES	c	18:03:39.734	4:56.555

3

No	Name	Gp	Time of Day	Lap Time
87	Emil KRCHNAVY	c	18:03:40.868	4:55.207
53	Wayne BOURGEAIS	c	18:03:43.279	4:54.199
139	Dermot CLEARY	c	18:03:44.160	5:01.141
90	Craig KENNELLY	c	18:03:51.349	5:02.637
69	Brad CLARKE	c	18:03:52.005	5:04.823

SUPERBIKE

Race 1 – Milwaukee Superbike

LAP CHART

4

No	Name	Gp	Time of Day	Lap Time
74	Davey TODD	a	18:05:58.201	4:20.850
3	Dean HARRISON	a	18:05:58.416	4:20.704
60	Peter HICKMAN	a	18:05:59.840	4:21.590
6	Michael DUNLOP	a	18:06:00.336	4:21.054
12	Ian HUTCHINSON	a	18:06:21.013	4:24.944
36	Jamie COWARD	a	18:06:22.554	4:27.222
38	Erno KOSTAMO	a	18:06:22.878	4:26.284
1	John McGUINNESS	a	18:06:34.364	4:29.278
11	Conor CUMMINS	a	18:06:34.675	4:28.839
22	Paul JORDAN	a	18:06:35.130	4:29.916
65	Michael SWEENEY	a	18:06:36.599	4:31.005
15	Nathan HARRISON	a	18:06:38.342	4:29.399
4	Michael RUTTER	a	18:06:38.868	4:30.551
18	Michael EVANS	a	18:06:45.030	4:30.210
23	Marcus SIMPSON	b	18:06:45.093	4:34.311
8	Sam WEST	a	18:06:45.466	4:30.320
62	Maurizio BOTTALICO	a	18:06:47.901	4:30.281
10	James CHAWKE	b	18:06:56.513	4:35.240
7	Josh BROOKES	a	18:06:58.941	4:34.003
71	Phillip CROWE	b	18:06:59.721	4:33.089
29	Luca GOTTARDI	b	18:07:02.099	4:35.789
25	Amalric BLANC	b	18:07:08.029	4:37.017
174	Laurent HOFFMANN	b	18:07:08.495	4:38.812
24	Jonathan GOETSCHY	a	18:07:19.299	4:42.651
41	Aaron SPENCE	b	18:07:23.534	4:40.355
5	Marty LENNON	b	18:07:23.725	4:40.471
52	Ryan WHITEHALL	b	18:07:26.454	4:40.225
30	Eddy FERRE	b	18:07:29.390	4:40.968
80	Barry FURBER	b	18:07:40.568	4:45.447
119	Kris DUNCAN	b	18:07:43.396	4:44.419
40	Rhys HARDISTY	b	18:07:45.391	4:44.517
77	Barry BURRELL	b	18:07:52.153	4:49.838
88	Sean McTAGGART	b	18:07:55.840	4:49.758
97	Stephane BEDNAREK	c	18:07:59.871	4:49.663
91	Graham McALEESE	c	18:08:01.123	4:48.492
73	David BROOK	c	18:08:02.542	4:48.276
85	Olivier LUPBERGER	b	18:08:02.647	4:53.354
35	Don GILBERT	c	18:08:04.379	4:54.398
28	Darryl ANDERSON	c	18:08:08.783	4:53.791
17	Mark GOODINGS	c	18:08:31.463	5:16.134
33	Paul CASSIDY	c	18:08:32.075	4:58.434
44	Liam CHAWKE	c	18:08:33.377	4:58.657
53	Wayne BOURGEAIS	c	18:08:33.689	4:50.410
145	Daniel FORBES	c	18:08:34.643	4:54.909
87	Emil KRCHNAVY	c	18:08:35.318	4:54.450

4

No	Name	Gp	Time of Day	Lap Time
139	Dermot CLEARLY	c	18:08:43.434	4:59.274
90	Craig KENNELLY	c	18:08:53.535	5:02.186
69	Brad CLARKE	c	18:08:54.119	5:02.114

BRIGGS EQUIPMENT NORTH WEST 200

SUPERBIKE

Race 1 – Milwaukee Superbike

SECTOR ANALYSIS

Perfect Lap (sum of best sectors) = 4:18.883



SECTOR 1			SECTOR 2		SECTOR 3		IDEAL / BEST								
FINISH - BALLYALLY			BALLYALLY - METROPOLE		METROPOLE - FINISH		COMPARISON								
Pos	No	Name	Time	No	Name	Time	Pos	No	Name	Ideal Time	Best Time	Diff			
1	6	Michael DUNLOP	1:54.548	6	Michael DUNLOP	1:22.027	3	Dean HARRISON	1:02.308	1	3	Dean HARRISON	4:19.362	4:20.158	0.796
2	3	Dean HARRISON	1:54.557	60	Peter HICKMAN	1:22.465	74	Davey TODD	1:02.411	2	6	Michael DUNLOP	4:19.545	4:20.377	0.832
3	74	Davey TODD	1:54.865	3	Dean HARRISON	1:22.497	60	Peter HICKMAN	1:02.634	3	60	Peter HICKMAN	4:20.271	4:20.585	0.314
4	60	Peter HICKMAN	1:55.172	74	Davey TODD	1:22.716	6	Michael DUNLOP	1:02.970	4	74	Davey TODD	4:19.992	4:20.698	0.706
5	12	Ian HUTCHINSON	1:56.584	36	Jamie COWARD	1:24.053	11	Conor CUMMINS	1:04.019	5	12	Ian HUTCHINSON	4:24.944	4:24.944	0.000
6	38	Erno KOSTAMO	1:57.376	12	Ian HUTCHINSON	1:24.062	38	Erno KOSTAMO	1:04.110	6	36	Jamie COWARD	4:25.854	4:26.055	0.201
7	36	Jamie COWARD	1:57.605	38	Erno KOSTAMO	1:24.140	36	Jamie COWARD	1:04.196	7	38	Erno KOSTAMO	4:25.626	4:26.284	0.658
8	65	Michael SWEENEY	1:57.809	22	Paul JORDAN	1:24.681	4	Michael RUTTER	1:04.226	8	11	Conor CUMMINS	4:27.050	4:27.346	0.296
9	11	Conor CUMMINS	1:57.947	4	Michael RUTTER	1:24.746	12	Ian HUTCHINSON	1:04.298	9	65	Michael SWEENEY	4:27.402	4:27.553	0.151
10	62	Maurizio BOTTALICO	1:58.354	1	John McGUINNESS	1:24.957	15	Nathan HARRISON	1:04.375	10	4	Michael RUTTER	4:27.595	4:28.220	0.625
11	22	Paul JORDAN	1:58.436	65	Michael SWEENEY	1:25.011	71	Phillip CROWE	1:04.429	11	22	Paul JORDAN	4:27.597	4:28.242	0.645
12	4	Michael RUTTER	1:58.623	11	Conor CUMMINS	1:25.084	22	Paul JORDAN	1:04.480	12	1	John McGUINNESS	4:28.467	4:28.784	0.317
13	1	John McGUINNESS	1:58.750	16	Mike BROWNE	1:25.108	65	Michael SWEENEY	1:04.582	13	15	Nathan HARRISON	4:28.923	4:29.399	0.476
14	15	Nathan HARRISON	1:59.040	18	Michael EVANS	1:25.419	1	John McGUINNESS	1:04.760	14	18	Michael EVANS	4:30.009	4:30.210	0.201
15	8	Sam WEST	1:59.181	15	Nathan HARRISON	1:25.508	8	Sam WEST	1:04.894	15	62	Maurizio BOTTALICO	4:29.445	4:30.281	0.836
16	18	Michael EVANS	1:59.596	8	Sam WEST	1:25.655	18	Michael EVANS	1:04.994	16	8	Sam WEST	4:29.730	4:30.320	0.590
17	23	Marcus SIMPSON	1:59.701	62	Maurizio BOTTALICO	1:25.920	16	Mike BROWNE	1:05.041	17	23	Marcus SIMPSON	4:31.131	4:31.518	0.387
18	7	Josh BROOKES	1:59.989	23	Marcus SIMPSON	1:26.318	23	Marcus SIMPSON	1:05.112	18	7	Josh BROOKES	4:31.692	4:32.690	0.998
19	29	Luca GOTTARDI	2:01.250	7	Josh BROOKES	1:26.400	62	Maurizio BOTTALICO	1:05.171	19	71	Phillip CROWE	4:32.873	4:33.089	0.216
20	10	James CHAWKE	2:01.290	71	Phillip CROWE	1:27.016	7	Josh BROOKES	1:05.303	20	29	Luca GOTTARDI	4:34.241	4:34.241	0.000
21	174	Laurent HOFFMANN	2:01.379	25	Amalric BLANC	1:27.087	29	Luca GOTTARDI	1:05.352	21	10	James CHAWKE	4:34.598	4:34.986	0.388
22	71	Phillip CROWE	2:01.428	24	Jonathan GOETSCHY	1:27.100	10	James CHAWKE	1:06.180	22	25	Amalric BLANC	4:36.113	4:37.017	0.904
23	25	Amalric BLANC	2:02.588	10	James CHAWKE	1:27.128	174	Laurent HOFFMANN	1:06.218	23	174	Laurent HOFFMANN	4:35.668	4:37.222	1.554
24	24	Jonathan GOETSCHY	2:02.795	29	Luca GOTTARDI	1:27.639	25	Amalric BLANC	1:06.438	24	24	Jonathan GOETSCHY	4:37.099	4:39.020	1.921
25	52	Ryan WHITEHALL	2:03.578	41	Aaron SPENCE	1:28.041	5	Marty LENNON	1:06.824	25	52	Ryan WHITEHALL	4:39.787	4:40.225	0.438
26	5	Marty LENNON	2:04.042	174	Laurent HOFFMANN	1:28.071	52	Ryan WHITEHALL	1:07.009	26	41	Aaron SPENCE	4:40.355	4:40.355	0.000
27	41	Aaron SPENCE	2:04.065	66	Ryan GIBSON	1:28.079	30	Eddy FERRE	1:07.106	27	30	Eddy FERRE	4:40.233	4:40.441	0.208
28	30	Eddy FERRE	2:04.382	5	Marty LENNON	1:28.649	24	Jonathan GOETSCHY	1:07.204	28	5	Marty LENNON	4:39.515	4:40.471	0.956
29	66	Ryan GIBSON	2:04.402	30	Eddy FERRE	1:28.745	50	Julian TRUMMER	1:07.865	29	50	Julian TRUMMER	4:42.500	4:42.565	0.065
30	40	Rhys HARDISTY	2:04.464	52	Ryan WHITEHALL	1:29.200	66	Ryan GIBSON	1:08.001	30	66	Ryan GIBSON	4:40.482	4:42.570	2.088
31	119	Kris DUNCAN	2:04.733	50	Julian TRUMMER	1:29.257	41	Aaron SPENCE	1:08.249	31	119	Kris DUNCAN	4:43.234	4:43.331	0.097
32	50	Julian TRUMMER	2:05.378	40	Rhys HARDISTY	1:29.857	40	Rhys HARDISTY	1:08.414	32	40	Rhys HARDISTY	4:42.735	4:44.492	1.757
33	80	Barry FURBER	2:05.869	119	Kris DUNCAN	1:29.963	80	Barry FURBER	1:08.428	33	80	Barry FURBER	4:44.293	4:44.993	0.700
34	77	Barry BURRELL	2:06.047	80	Barry FURBER	1:29.996	119	Kris DUNCAN	1:08.538	34	77	Barry BURRELL	4:46.333	4:46.333	0.000
35	85	Olivier LUPBERGER	2:06.688	88	Sean McTAGGART	1:30.113	97	Stephane BEDNAREK	1:08.578	35	88	Sean McTAGGART	4:46.349	4:47.131	0.782
36	73	David BROOK	2:06.960	91	Graham McALEESE	1:30.378	88	Sean McTAGGART	1:08.954	36	73	David BROOK	4:48.069	4:48.276	0.207
37	88	Sean McTAGGART	2:07.282	45	Andrea MAJOLA	1:30.673	28	Darryl ANDERSON	1:09.027	37	91	Graham McALEESE	4:47.457	4:48.492	1.035
38	91	Graham McALEESE	2:07.767	35	Don GILBERT	1:30.786	17	Mark GOODINGS	1:09.271	38	85	Olivier LUPBERGER	4:48.037	4:49.162	1.125
39	97	Stephane BEDNAREK	2:07.890	77	Barry BURRELL	1:30.973	91	Graham McALEESE	1:09.312	39	97	Stephane BEDNAREK	4:48.322	4:49.233	0.911
40	53	Wayne BOURGEOIS	2:08.601	73	David BROOK	1:31.092	77	Barry BURRELL	1:09.313	40	53	Wayne BOURGEOIS	4:50.154	4:50.410	0.256
41	17	Mark GOODINGS	2:08.726	85	Olivier LUPBERGER	1:31.284	87	Emil KRCHNAVY	1:09.413	41	17	Mark GOODINGS	4:50.070	4:51.304	1.234
42	28	Darryl ANDERSON	2:08.911	19	Jean Pierre POLET	1:31.406	53	Wayne BOURGEOIS	1:09.687	42	35	Don GILBERT	4:50.276	4:51.797	1.521
43	35	Don GILBERT	2:09.297	97	Stephane BEDNAREK	1:31.854	73	David BROOK	1:10.017	43	28	Darryl ANDERSON	4:51.289	4:51.994	0.705
44	145	Daniel FORBES	2:09.696	53	Wayne BOURGEOIS	1:31.866	85	Olivier LUPBERGER	1:10.065	44	87	Emil KRCHNAVY	4:54.353	4:54.450	0.097
45	87	Emil KRCHNAVY	2:10.362	17	Mark GOODINGS	1:32.073	35	Don GILBERT	1:10.193	45	145	Daniel FORBES	4:54.516	4:54.909	0.393
46	139	Dermot CLEARY	2:10.559	28	Darryl ANDERSON	1:33.351	145	Daniel FORBES	1:10.327	46	33	Paul CASSIDY	4:55.267	4:55.267	0.000
47	33	Paul CASSIDY	2:11.128	33	Paul CASSIDY	1:33.367	33	Paul CASSIDY	1:10.772	47	44	Liam CHAWKE	4:57.267	4:58.304	1.037
48	44	Liam CHAWKE	2:11.679	44	Liam CHAWKE	1:33.593	44	Liam CHAWKE	1:11.995	48	139	Dermot CLEARY	4:57.711	4:59.274	1.563
49	90	Craig KENNELLY	2:13.279	139	Dermot CLEARY	1:34.113	69	Brad CLARKE	1:12.589	49	19	Jean Pierre POLET	5:02.084	5:01.162	0.922
50	69	Brad CLARKE	2:14.718	145	Daniel FORBES	1:34.493	139	Dermot CLEARY	1:13.039	50	69	Brad CLARKE	5:02.025	5:02.114	0.089
51	19	Jean Pierre POLET	2:15.517	42	Jonathan PERRY	1:34.547	90	Craig KENNELLY	1:13.374	51	90	Craig KENNELLY	5:01.532	5:02.186	0.654
52	16	Mike BROWNE	2:24.924	87	Emil KRCHNAVY	1:34.578	19	Jean Pierre POLET	1:15.161	52	16	Mike BROWNE	4:55.073	5:04.367	9.294
				69	Brad CLARKE	1:34.718									
				90	Craig KENNELLY	1:34.879									



SUPERBIKE

Race 1 – Milwaukee Superbike

Thursday, 08 May 2025

SPEED TRAP NW200

ON APPROACH TO UNIVERSITY

Class No/Name **Fastest** Lap 1 Lap 2 Lap 3 Lap 4 Lap 5 Lap 6 Lap 7 Lap 8 Lap 9 Lap 10 Lap 11 Lap 12

SBK

SBK	6	Michael DUNLOP	207.2	205.3	205.9	205.9	<u>207.2</u>							
SBK	4	Michael RUTTER	205.3	178.6	202.2	<u>205.3</u>	199.2							
SBK	38	Erno KOSTAMO	204.7	<u>204.7</u>	198.0	199.2	199.8							
SBK	65	Michael SWEENEY	204.0	<u>204.0</u>	187.6	196.9	198.6							
SBK	3	Dean HARRISON	204.0	202.2	<u>204.0</u>	200.4	198.6							
SBK	60	Peter HICKMAN	201.6	<u>201.6</u>	201.0	198.6	201.0							
SBK	74	Davey TODD	199.8	<u>199.8</u>	198.6	197.5	<u>199.8</u>							
SBK	36	Jamie COWARD	199.8	<u>199.8</u>	194.6	194.6	194.0							
SBK	12	Ian HUTCHINSON	199.2	<u>199.2</u>	196.3	196.9	193.5							
SBK	11	Conor CUMMINS	198.0	194.0	190.2	196.9	<u>198.0</u>							
SBK	7	Josh BROOKES	197.5	170.0	191.3	<u>197.5</u>	195.7							
SBK	41	Aaron SPENCE	197.5	192.9	<u>197.5</u>	183.0	195.7							
SBK	25	Amalric BLANC	197.5	194.6	<u>197.5</u>	191.8	194.0							
SBK	23	Marcus SIMPSON	197.5	195.7	<u>197.5</u>	196.9	196.9							
SBK	18	Michael EVANS	196.9	179.5	<u>196.9</u>	196.3	196.3							
SBK	8	Sam WEST	196.3	172.6	194.0	<u>196.3</u>	190.7							
SBK	15	Nathan HARRISON	195.7	<u>195.7</u>	195.2	<u>195.7</u>	189.1							
SBK	62	Maurizio BOTTALICO	195.7	187.6	194.0	<u>195.7</u>	193.5							
SBK	1	John McGUINNESS	195.7	190.2	<u>195.7</u>	194.6	193.5							
SBK	42	Jonathan PERRY	195.7	<u>195.7</u>										
SBK	174	Laurent HOFFMANN	195.2	191.3	194.0	<u>195.2</u>	191.8							
SBK	16	Mike BROWNE	194.6	184.0	<u>194.6</u>									
SBK	24	Jonathan GOETSCHY	194.0	<u>194.0</u>	190.7	190.2	189.7							
SBK	30	Eddy FERRE	193.5	<u>193.5</u>	182.0	186.0	186.0							
SBK	10	James CHAWKE	192.4	<u>192.4</u>	190.7	190.2	190.2							
SBK	5	Marty LENNON	191.3	<u>191.3</u>	189.1	171.3	186.0							
SBK	66	Ryan GIBSON	190.7	<u>190.7</u>	174.9	178.1								
SBK	22	Paul JORDAN	190.7	182.0	189.1	<u>190.7</u>	179.5							
SBK	29	Luca GOTTARDI	189.1	183.0	<u>189.1</u>	<u>189.1</u>	187.6							
SBK	88	Sean McTAGGART	189.1	188.1	186.0	185.0	<u>189.1</u>							
SBK	53	Wayne BOURGEOIS	188.6	178.1	162.2	<u>188.6</u>	166.2							
SBK	119	Kris DUNCAN	187.6	174.9	<u>187.6</u>	172.6	183.5							
SBK	73	David BROOK	187.0	174.0	186.0	170.9	<u>187.0</u>							
SBK	40	Rhys HARDISTY	187.0	<u>187.0</u>	175.3	181.5	186.0							
SBK	80	Barry FURBER	187.0	180.5	<u>187.0</u>	186.0	185.0							
SBK	52	Ryan WHITEHALL	186.0	<u>186.0</u>	<u>186.0</u>	183.5	183.5							
SBK	71	Phillip CROWE	185.5	184.0	177.7	185.0	<u>185.5</u>							
SBK	44	Liam CHAWKE	184.5	<u>184.5</u>	175.8	181.5	177.7							
SBK	85	Olivier LUPBERGER	184.0	181.0	<u>184.0</u>	181.0	183.5							
SBK	91	Graham McALEESE	183.0	174.4	<u>183.0</u>	182.5	165.0							
SBK	28	Darryl ANDERSON	182.5	180.0	<u>182.5</u>	180.5	179.5							
SBK	139	Dermot CLEARY	182.5	176.3	<u>182.5</u>	180.0	176.3							
SBK	33	Paul CASSIDY	182.5	179.1	<u>182.5</u>	178.1	181.0							
SBK	87	Emil KRCHNAVY	182.0	168.7	149.3	176.7	<u>182.0</u>							
SBK	19	Jean Pierre POLET	182.0	180.0	<u>182.0</u>									
SBK	50	Julian TRUMMER	181.0	174.9	180.0	<u>181.0</u>								
SBK	17	Mark GOODINGS	181.0	170.5	<u>181.0</u>	173.1	171.3							
SBK	77	Barry BURRELL	181.0	162.6	<u>181.0</u>	174.4	171.8							

SUPERBIKE

Race 1 – Milwaukee Superbike

Thursday, 08 May 2025

SPEED TRAP
ON APPROACH TO UNIVERSITY

NW200

Class	No/Name	Fastest	Lap 1	Lap 2	Lap 3	Lap 4	Lap 5	Lap 6	Lap 7	Lap 8	Lap 9	Lap 10	Lap 11	Lap 12
SBK	145 Daniel FORBES	177.7	176.7	161.9	175.8	177.7								
SBK	90 Craig KENNELLY	177.7	177.7	155.1	175.3	170.9								
SBK	97 Stephane BEDNAREK	177.2	167.5	175.8	177.2	171.8								
SBK	20 David JOHNSON	176.3	176.3											
SBK	35 Don GILBERT	175.8	165.4	174.4	173.1	175.8								
SBK	69 Brad CLARKE	172.6	172.6	168.3	171.3	171.3								
SBK	45 Andrea MAJOLA	169.6	169.6											