

BRIGGS

EQUIPMENT

NW200

Wednesday 7th – Saturday 10th May 2025

promoted by
Coleraine & District Motor Club
www.northwest200.org

**FH FRASER
HOMES
SUPERSPORT**



Causeway
Coast & Glens
Borough Council



TOURISM
NORTHERN
IRELAND



The Triangle Circuit 8.970 miles



MOST WINS at NORTH WEST 200 at the start of the meeting

Alastair Seeley	29	2008 - 23	(Supersport – 13, Superstock – 12, Superbike – 4)
Robert Dunlop	15	1986 - 06	(125 – 5, 250 – 4, 350 – 1, Superbike – 5)
Michael Rutter	14	1997 - 17	(Supertwin – 1, Supersport – 2, Prod'n/S'tock – 2, Superbike – 9)
Joey Dunlop	13	1979 - 88	(250 – 1, 500 – 1, Production 750 – 2, Superbike – 9)
Phillip McCallen	11	1991 - 97	(250 – 2, 400 – 1, Supersport – 4, Superbike – 4)
Glenn Irwin	11	2017 - 24	(Superbike – 11)
Bruce Anstey	10	2002 - 14	(Supersport – 5, Production/Superstock – 4, Superbike – 1)
Tony Rutter	9	1973 - 82	(250 – 2, 350 – 5, 500 – 1, Superbike – 1)
Ian Lougher	8	1991 - 05	(125 – 5, 250 – 1, Supersport – 1, Superstock – 1)
Steve Plater	8	2006 - 09	(Supersport – 3, Superbike – 5)
Steven Cull	6	1980 - 88	(250 – 3, 350 – 1, Superbike – 2)
John McGuinness	6	2000 - 12	(250 – 1, 400 – 1, Supersport – 1, Superbike – 3)
Davey Todd	6	2019 - 24	(Supersport – 4, Superstock – 2)
Arthur Wheeler	5	1951 - 62	(250 – 5)
Tommy Robb	5	1959 - 65	(125 – 1, 250 – 4)
John Williams	5	1974 - 77	(350 – 1, 500 – 2, Superbike – 2)
Mick Grant	5	1975 - 82	(500 – 2, Superbike – 3)
Woolsey Coulter	5	1989 - 98	(250 – 5)
Ian Simpson	5	1995 - 98	(Supersport – 1, Production – 1, Superbike – 3)
Ryan Farquhar	5	2003 - 15	(Supertwin – 2, Supersport – 3)
Michael Dunlop	5	2008 - 16	(250 – 1, Supersport – 1, Superstock – 1, Superbike – 2)
Lee Johnston	5	2014 - 22	(Supertwin – 2, Supersport – 2, Superstock – 1)
Richard Cooper	5	2022 - 24	(Supertwin – 4, Supersport – 1)
Ernie Nott	4	1929 - 32	(500 – 4)
Jimmie Guthrie	4	1934 - 37	(500 – 4)
Bob McIntyre	4	1953 - 61	(350 – 2, 500 – 2)
Eddie Laycock	4	1986 - 90	(250 – 4)
David Jefferies	4	1999 - 02	(Supersport – 1, Superbike – 3)
William Dunlop	4	2009 - 14	(125 – 1, 250 – 1, Supersport – 1, Superbike – 1)
Peter Hickman	4	2018 - 24	(Supertwin – 2, Superstock – 2)

The Triangle Circuit 8.970 miles

LAP & RACE RECORDS & BEST SECTORS ANALYSIS (RACE & QUALIFYING) at the start of the meeting

SUPERTWIN	Name	Machine	Laps	m	s	mph	Session & Year
Lap Record	Richard Cooper	Kawasaki	4	47.065		112.490	Supertwin-2 2022
Best Qualifying Lap	Richard Cooper	Kawasaki	4	49.037		111.723	Tue Qualifying 2023
Best Sector 1	Richard Cooper	Kawasaki	2	08.368		114.141	Supertwin-2 2022
Best Sector 2	Richard Cooper	Kawasaki	1	29.495		123.895	Supertwin-2 2023
Best Sector 3	Peter Hickman	Yamaha	1	05.960		99.333	Supertwin-2 2024
Ideal Lap (sum of best sectors)			4	43.823		113.775	
Difference (Best Lap – Ideal Lap)					3.242		
Race Record	Richard Cooper	Kawasaki	4	19	08.608	112.017	Supertwin-2 2022

SUPERSPORT	Name	Machine	Laps	m	s	mph	Session & Year
Lap Record	Peter Hickman	Triumph	4	33.029		118.273	Supersport-2 2023
Best Qualifying Lap	Richard Cooper	Yamaha	4	33.627		118.015	Thu Qualifying 2024
Best Sector 1	Richard Cooper	Yamaha	2	01.979		120.119	Supersport-1 2023
Best Sector 2	Richard Cooper	Yamaha	1	25.063		130.350	Supersport-2 2023
Best Sector 3	Peter Hickman	Triumph	1	03.777		102.733	Supersport-2 2023
Ideal Lap (sum of best sectors)			4	30.819		119.238	
Difference (Best Lap – Ideal Lap)					2.210		
Race Record	Davey Todd	Ducati	6	27	29.959	117.123	Supersport-2 2024

SUPERSTOCK	Name	Machine	Laps	m	s	mph	Session & Year
Lap Record	Alastair Seeley	BMW	4	19.407		124.484	Superstock-2 2023
Best Qualifying Lap	Davey Todd	BMW	4	19.324		124.524	Thu Qualifying 2024
Best Sector 1	Alastair Seeley	BMW	1	55.789		126.541	Superstock-1 2023
Best Sector 2	Alastair Seeley	BMW	1	19.530		139.419	Superstock-2 2023
Best Sector 3	Peter Hickman	BMW	1	02.283		105.197	Superstock-2 2024
Ideal Lap (sum of best sectors)			4	17.602		125.356	
Difference (Best Lap – Ideal Lap)					1.805		
Race Record	Davey Todd	BMW	4	17	17.767	123.982	Superstock-1 2024

SUPERBIKE	Name	Machine	Laps	m	s	mph	Session & Year
Lap Record	Glenn Irwin	Ducati	4	16.737		125.779	Superbike-1 2024
Best Qualifying Lap	Glenn Irwin	Ducati	4	16.443		125.928	Thu Qualifying 2024
Best Sector 1	Glenn Irwin	Ducati	1	54.501		127.964	Thu Qualifying 2024
Best Sector 2	Glenn Irwin	Ducati	1	18.708		140.875	Tue Qualifying 2024
Best Sector 3	Glenn Irwin	Ducati	1	01.877		105.887	Superbike-1 2024
Ideal Lap (sum of best sectors)			4	15.086		126.593	
Difference (Best Lap – Ideal Lap)					1.651		
Race Record	Glenn Irwin	Ducati	4	17	06.551	125.336	Superbike-1 2024

Sector	Description	Distance	Note
Sector 1	Finish to Ballysally Roundabout	4.04 miles	Sector 1 shorter and Sector 2
Sector 2	Ballysally Roundabout to Metropole	3.11 miles	longer by 0.03 miles due to
Sector 3	Metropole to Finish	1.82 miles	Intermediate 1 repositioned

FASTEST SPEED TRAP SPEEDS

Class	Name	Machine	mph	Session & Year
Superbike	Josh Brookes	BMW	212.4	2023 Thu Qualifying
Superbike	Bruce Anstey	Honda	209.8	2016 Superbike-1
Superbike	Davey Todd	BMW	209.8	2024 Thu Qualifying
Superbike	Glenn Irwin	Ducati	209.8	2024 Superbike-1
Superbike	Alastair Seeley	BMW	209.1	2023 Thu Qualifying
Superbike	Ian Hutchinson	Honda	208.5	2024 Superbike-1
Superbike	Martin Jessopp	Ducati	208	2012 Tue Qualifying
Superbike	Peter Hickman	BMW	207.8	2023 Thu Qualifying
Superstock	Michael Dunlop	Honda	206.5	2023 Superstock-1
Supersport	Richard Cooper	Yamaha	187.0	2023 Supersport-1
Supertwin	Richard Cooper	Kawasaki	170.5	2023 Tue Qualifying

BRIGGS EQUIPMENT NORTH WEST 200 SUPERSPORT

Q2: First Qualifying AMENDED
Wednesday, 07 May 2025



Qualifying Time **5:28.513** Qualifying Speed **98.298**

Pos	Class	No	Name	Machine / Sponsor	Time	Best Lap Behind	Speed	On	Total Laps	Qualifying Laps
Qualifying Classification										
1	SSP	47	Richard COOPER	Yamaha - BPE by Russell Racing	4:36.484		116.795	5	5	3
2	SSP	3	Dean HARRISON	Honda - Honda Racing UK	4:36.531	0.047	116.775	5	5	2
3	SSP	6	Michael DUNLOP	Ducati - MD Racing	4:39.144	2.660	115.682	4	4	2
4	SSP	666	Peter HICKMAN	Triumph - Trooper Triumph by PHR	4:40.564	4.080	115.097	5	5	3
5	SSP	7	Josh BROOKES	Honda - Jackson Racing by Prosper2	4:41.315	4.831	114.789	5	5	2
6	SSP	16	Mike BROWNE	Yamaha - BPE by Russell Racing	4:41.469	4.985	114.727	5	5	3
7	SSP	12	Ian HUTCHINSON	Yamaha - ugp MLav Racing	4:41.674	5.190	114.643	5	5	3
8	SSP	22	Paul JORDAN	Honda - Jackson Racing by Prosper2	4:41.706	5.222	114.630	5	5	3
9	SSP	56	Adam McLEAN	Yamaha - Performance Racing Achterhoek	4:41.800	5.316	114.592	5	5	3
10	SSP	1	Davey TODD	Honda - Milenco by Padgett's Motorcycles	4:42.145	5.661	114.452	4	4	2
11	SSP	11	Conor CUMMINS	Ducati - Burrows Engineering/RK Racing	4:42.926	6.442	114.136	5	5	3
12	SSP	65	Michael SWEENEY	Yamaha - EM Building	4:44.547	8.063	113.486	5	5	3
13	SSP	18	Michael EVANS	Triumph - Smith Racing	4:44.851	8.367	113.365	4	4	2
14	SSP	59	Darryl TWEED	Yamaha - Never Be Clever Racing	4:50.644	14.160	111.105	4	5	2
15	SSP	89	Mark CONLIN	Ducati - Moto Market NRG	4:54.575	18.091	109.622	5	5	2
16	SSP	23	Kevin KEYES	Yamaha - Daracore Racing	4:55.090	18.606	109.431	4	5	2
17	SSP	14	Ilja CALJOUW	Yamaha - Performance Racing Achterhoek	4:56.483	19.999	108.917	5	5	2
18	SSP	384	Mauro PONCINI	Yamaha - Delmo Racing	4:58.481	21.997	108.188	3	4	2
19	SSP	35	Daniel INGHAM	Yamaha - Castings Technology	5:00.441	23.957	107.482	4	4	2
20	SSP	91	Graham McALEESE	Yamaha - GMAC Racing	5:03.256	26.772	106.484	4	5	2
21	SSP	109	Neil KERNOHAN	Yamaha - Kernohan Racing	5:04.406	27.922	106.082	4	4	2
22	SSP	222	Michael GAHAN	Yamaha - Newline Elite Racing	5:06.369	29.885	105.402	4	5	2
23	SSP	50	Darragh CREAM	Triumph - Husqvarna Ireland	5:11.531	35.047	103.656	4	5	2


Non Qualifiers

SSP	34	Alastair SEELEY	Kawasaki - CD Racing by MSS Performance	4:48.223	11.739	112.038	3	3	1
SSP	199	Pierre Yves BIAN	Triumph - Trooper Triumph by PHR	4:49.264	12.780	111.635	4	4	1
SSP	15	Nathan HARRISON	Honda - H & H Motorcycles	4:49.344	12.860	111.604	4	4	1
SSP	8	Christian ELKIN	Yamaha - DynoCentre NI	4:55.875	19.391	109.141	4	4	1
SSP	30	Jonathan GOETSCHY	Ducati - Optimark Road Racing	4:57.696	21.212	108.473	3	3	1
SSP	20	Andrea MAJOLA	Yamaha - Parker Car Transport	4:58.737	22.253	108.095	4	4	1
SSP	80	Barry FURBER	Kawasaki - Clem Davies Racing	4:58.863	22.379	108.050	3	3	1
SSP	42	Jonathan PERRY	Honda - Paradigm Consultants	5:00.666	24.182	107.402	3	3	1
SSP	32	Martin MORRIS	Yamaha	5:03.601	27.117	106.363	3	3	1
SSP	40	Rhys HARDISTY	Yamaha - Never Be Clever Racing	5:03.894	27.410	106.261	4	4	1
SSP	123	Johnny STEWART	Kawasaki - J Stewart Racing	5:04.121	27.637	106.181	3	3	1
SSP	39	Allann VENTER	Honda - TH Racing	5:05.396	28.912	105.738	3	3	1
SSP	52	Jamie CRINGLE	Yamaha - Parker Car Transport	5:07.091	30.607	105.154	4	4	1
SSP	10	James CHAWKE	Honda - TH Racing	5:08.626	32.142	104.631	3	3	1
SSP	19	Wayne BOURGEAIS	Yamaha - Team Basomba Racing/WB Racing	5:10.279	33.795	104.074	3	3	1
SSP	44	Liam CHAWKE	Kawasaki - Chawkie Racing SC	5:10.509	34.025	103.997	3	3	1
SSP	69	Yann GALLI	Yamaha	5:12.137	35.653	103.455	4	4	1
SSP	73	David BROOK	Triumph - brooksuspension.com	5:18.158	41.674	101.497	3	3	1
SSP	93	Paul CRANSTON	Kawasaki - Miller Racing	5:18.317	41.833	101.446	3	3	1
SSP	43	Stephen DEGNAN	Kawasaki	5:19.490	43.006	101.074	3	3	1
SSP	369	Tiziano ROSATI	Honda	5:20.187	43.703	100.854	3	3	1
SSP	26	Dennis BOOTH	Kawasaki	5:21.876	45.392	100.324	3	3	1
SSP	45	Andy HORNBY	Ducati - Forty Two Racing	5:22.883	46.399	100.011	3	3	1
SSP	66	Alan JOHNSTON	Yamaha	5:24.867	48.383	99.401	3	3	1
SSP	75	Austen WEBSTER	Kawasaki - Ace Motorcycles	5:25.838	49.354	99.104	3	3	1
SSP	90	Craig KENNELLY	Honda - Team ILR with Frog Vehical Developments	5:29.656	53.172	97.957	3	3	0
SSP	828	Richard KAY	Honda - Reckle55/Romans 8:28 Racing	5:29.745	53.261	97.930	3	3	0
SSP	13	Gary McCOY	Suzuki - MadBros Racing	5:48.863	1:12.379	92.564	1	1	0
SSP	9	Craig NEVE	Honda - Bathams AJN Racing	5:49.128	1:12.644	92.493	1	1	0
SSP	36	Jamie COWARD	Triumph - KTS Macadam Triumph Factory Racing	6:41.949	2:05.465	80.339	1	1	0
SSP	38	Paul WILLIAMS	Triumph - Lee Williams Motorsport	7:54.855	3:18.371	68.004	3	3	0

No 88 failed fuel inspection - All times disallowed

Provisional result to be confirmed by the Stewards of the Meeting subject to completion of technical inspections & the time limit for protests

Page 1 / 1

Circuit	The Triangle	Signed	Organising Club	Coleraine & District MC
Length(miles)	8.9700 Lap 1 (8.8300)		Qualifying Started	13:07
Weather	Sunny	Chief Timekeeper		
Track	Dry, 37.9°C	Issued At: 16:42		



Qualifying Classification

Position

1	47 Richard COOPER	SSP	Behind			
Best Time	4:36.484	Best Speed	116.795	On 5 Gp		
Lap	Lap Time	Lap Speed	Sector 1	Sector 2	Sector 3	Speed Trap
1	5:19.676	99.438		1:33.001	1:08.815	168.7
2	15:53.430	33.869	2:04.560	11:58.116		172.2
3	1:19:51.024	6.740		1:31.439	1:07.996	165.8
4	4:39.420	115.568	2:03.600	1:29.974	1:05.846	180.5
5	4:36.484	116.795	2:01.843	1:29.296	1:05.345	178.1
<i>Ideal</i>	<i>4:36.484</i>	<i>116.795</i>	<i>2:01.843</i>	<i>1:29.296</i>	<i>1:05.345</i>	<i>180.5</i>

2 3 Dean HARRISON

	SSP	Behind	0.047			
Best Time	4:36.531	Best Speed	116.775			
On	5	Gp				
Lap	Lap Time	Lap Speed	Sector 1	Sector 2	Sector 3	Speed Trap
1	5:49.311	91.002		1:33.391	1:08.689	181.0
2	15:10.997	35.447	2:14.407	11:13.838		178.1
3	1:20:04.568	6.721		1:32.189	1:06.823	160.7
4	4:38.143	116.099	2:02.303	1:30.257	1:05.583	185.0
5	4:36.531	116.775	2:01.862	1:29.587	1:05.082	181.5
<i>Ideal</i>	<i>4:36.531</i>	<i>116.775</i>	<i>2:01.862</i>	<i>1:29.587</i>	<i>1:05.082</i>	<i>185.0</i>

3 6 Michael DUNLOP

	SSP	Behind	2.660			
Best Time	4:39.144	Best Speed	115.682			
On	4	Gp				
Lap	Lap Time	Lap Speed	Sector 1	Sector 2	Sector 3	Speed Trap
1	9:17.583	57.010		1:45.678		129.7
2	1:32:20.436	5.828		1:35.823	1:13.124	181.0
3	4:40.733	115.027	2:04.106	1:29.750	1:06.877	165.4
4	4:39.144	115.682	2:03.239	1:29.618	1:06.287	181.5
<i>Ideal</i>	<i>4:39.144</i>	<i>115.682</i>	<i>2:03.239</i>	<i>1:29.618</i>	<i>1:06.287</i>	<i>181.5</i>

Qualifying Classification

Position

4	666 Peter HICKMAN	SSP	Behind	4.080		
Best Time	4:40.564	Best Speed	115.097	On 5 Gp		
Lap	Lap Time	Lap Speed	Sector 1	Sector 2	Sector 3	Speed Trap
1	5:20.605	99.150		1:33.585	1:08.335	169.2
2	16:13.118	33.184	2:04.403	12:36.504		179.1
3	1:20:01.233	6.726		1:32.017	1:07.422	174.0
4	4:41.040	114.902	2:03.710	1:30.231	1:07.099	179.5
5	4:40.564	115.097	2:04.129	1:30.608	1:05.827	178.6
<i>Ideal</i>	<i>4:39.768</i>	<i>115.424</i>	<i>2:03.710</i>	<i>1:30.231</i>	<i>1:05.827</i>	<i>179.5</i>

5 7 Josh BROOKES

	SSP	Behind	4.831			
Best Time	4:41.315	Best Speed	114.789			
On	5	Gp				
Lap	Lap Time	Lap Speed	Sector 1	Sector 2	Sector 3	Speed Trap
1	5:35.714	94.688		1:33.309	1:09.969	169.2
2	15:38.235	34.418	2:10.916	11:36.996		174.4
3	1:19:58.797	6.729		1:33.043	1:08.094	176.3
4	4:44.161	113.640	2:05.800	1:31.127	1:07.234	176.7
5	4:41.315	114.789	2:03.614	1:30.482	1:07.219	176.7
<i>Ideal</i>	<i>4:41.315</i>	<i>114.789</i>	<i>2:03.614</i>	<i>1:30.482</i>	<i>1:07.219</i>	<i>176.7</i>

6 16 Mike BROWNE

	SSP	Behind	4.985			
Best Time	4:41.469	Best Speed	114.727			
On	5	Gp				
Lap	Lap Time	Lap Speed	Sector 1	Sector 2	Sector 3	Speed Trap
1	5:21.426	98.897		1:33.586	1:08.803	166.2
2	16:02.004	33.567	2:05.782	11:58.823		183.0
3	1:20:06.844	6.718		1:34.755	1:09.259	163.8
4	4:45.598	113.068	2:06.335	1:30.954	1:08.309	180.5
5	4:41.469	114.727	2:03.909	1:30.639	1:06.921	179.5
<i>Ideal</i>	<i>4:41.469</i>	<i>114.727</i>	<i>2:03.909</i>	<i>1:30.639</i>	<i>1:06.921</i>	<i>183.0</i>

BRIGGS EQUIPMENT NORTH WEST 200

SUPERSPORT

Q2: First Qualifying AMENDED

SECTOR ANALYSIS

Perfect Lap (sum of best sectors) = 4:36.221



SECTOR 1			SECTOR 2		SECTOR 3		IDEAL / BEST								
FINISH - BALLYALLY			BALLYALLY - METROPOLE		METROPOLE - FINISH		COMPARISON								
Pos	No	Name	Time	No	Name	No	Name	Pos	No	Name	Ideal Time	Best Time	Diff		
1	47	Richard COOPER	2:01.843	47	Richard COOPER	1:29.296	3	Dean HARRISON	1:05.082	1	47	Richard COOPER	4:36.484	4:36.484	0.000
2	3	Dean HARRISON	2:01.862	3	Dean HARRISON	1:29.587	47	Richard COOPER	1:05.345	2	3	Dean HARRISON	4:36.531	4:36.531	0.000
3	6	Michael DUNLOP	2:03.239	6	Michael DUNLOP	1:29.618	666	Peter HICKMAN	1:05.827	3	6	Michael DUNLOP	4:39.144	4:39.144	0.000
4	7	Josh BROOKES	2:03.614	666	Peter HICKMAN	1:30.231	56	Adam McLEAN	1:06.190	4	666	Peter HICKMAN	4:39.768	4:40.564	0.796
5	666	Peter HICKMAN	2:03.710	7	Josh BROOKES	1:30.482	22	Paul JORDAN	1:06.247	5	7	Josh BROOKES	4:41.315	4:41.315	0.000
6	16	Mike BROWNE	2:03.909	16	Mike BROWNE	1:30.639	6	Michael DUNLOP	1:06.287	6	16	Mike BROWNE	4:41.469	4:41.469	0.000
7	1	Davey TODD	2:04.036	22	Paul JORDAN	1:30.681	1	Davey TODD	1:06.333	7	12	Ian HUTCHINSON	4:41.674	4:41.674	0.000
8	11	Conor CUMMINS	2:04.155	12	Ian HUTCHINSON	1:30.925	11	Conor CUMMINS	1:06.517	8	22	Paul JORDAN	4:41.302	4:41.706	0.404
9	12	Ian HUTCHINSON	2:04.214	56	Adam McLEAN	1:31.089	12	Ian HUTCHINSON	1:06.535	9	56	Adam McLEAN	4:41.800	4:41.800	0.000
10	22	Paul JORDAN	2:04.374	1	Davey TODD	1:31.202	16	Mike BROWNE	1:06.921	10	1	Davey TODD	4:41.571	4:42.145	0.574
11	65	Michael SWEENEY	2:04.448	18	Michael EVANS	1:31.361	7	Josh BROOKES	1:07.219	11	11	Conor CUMMINS	4:42.926	4:42.926	0.000
12	56	Adam McLEAN	2:04.521	65	Michael SWEENEY	1:32.003	34	Alastair SEELEY	1:07.317	12	65	Michael SWEENEY	4:44.103	4:44.547	0.444
13	18	Michael EVANS	2:06.076	11	Conor CUMMINS	1:32.254	18	Michael EVANS	1:07.414	13	18	Michael EVANS	4:44.851	4:44.851	0.000
14	34	Alastair SEELEY	2:06.288	34	Alastair SEELEY	1:32.538	65	Michael SWEENEY	1:07.652	14	34	Alastair SEELEY	4:46.143	4:48.223	2.080
15	199	Pierre Yves BIAN	2:07.994	15	Nathan HARRISON	1:32.583	36	Jamie COWARD	1:07.695	15	199	Pierre Yves BIAN	4:49.264	4:49.264	0.000
16	59	Darryl TWEED	2:08.100	199	Pierre Yves BIAN	1:32.699	15	Nathan HARRISON	1:08.411	16	15	Nathan HARRISON	4:49.344	4:49.344	0.000
17	15	Nathan HARRISON	2:08.350	36	Jamie COWARD	1:33.695	199	Pierre Yves BIAN	1:08.571	17	59	Darryl TWEED	4:50.636	4:50.644	0.008
18	14	Ilja CALJOUW	2:08.586	59	Darryl TWEED	1:33.754	59	Darryl TWEED	1:08.782	18	89	Mark CONLIN	4:54.575	4:54.575	0.000
19	8	Christian ELKIN	2:09.231	89	Mark CONLIN	1:34.101	13	Gary McCOY	1:09.363	19	23	Kevin KEYES	4:53.821	4:55.090	1.269
20	30	Jonathan GOETSCHY	2:09.269	23	Kevin KEYES	1:34.455	9	Craig NEVE	1:09.874	20	8	Christian ELKIN	4:55.242	4:55.875	0.633
21	23	Kevin KEYES	2:09.420	13	Gary McCOY	1:34.560	23	Kevin KEYES	1:09.946	21	14	Ilja CALJOUW	4:56.219	4:56.483	0.264
22	89	Mark CONLIN	2:09.887	80	Barry FURBER	1:35.157	20	Andrea MAJOLA	1:10.258	22	30	Jonathan GOETSCHY	4:56.691	4:57.696	1.005
23	384	Mauro PONCINI	2:11.003	9	Craig NEVE	1:35.170	384	Mauro PONCINI	1:10.402	23	384	Mauro PONCINI	4:58.254	4:58.481	0.227
24	20	Andrea MAJOLA	2:11.371	8	Christian ELKIN	1:35.276	89	Mark CONLIN	1:10.587	24	20	Andrea MAJOLA	4:56.921	4:58.737	1.816
25	42	Jonathan PERRY	2:11.951	20	Andrea MAJOLA	1:35.292	8	Christian ELKIN	1:10.735	25	80	Barry FURBER	4:58.863	4:58.863	0.000
26	52	Jamie CRINGLE	2:12.199	30	Jonathan GOETSCHY	1:36.176	35	Daniel INGHAM	1:10.796	26	35	Daniel INGHAM	5:00.441	5:00.441	0.000
27	80	Barry FURBER	2:12.438	35	Daniel INGHAM	1:36.429	14	Ilja CALJOUW	1:10.839	27	42	Jonathan PERRY	5:00.666	5:00.666	0.000
28	91	Graham McALEESE	2:12.806	14	Ilja CALJOUW	1:36.794	40	Rhys HARDISTY	1:11.033	28	91	Graham McALEESE	5:03.256	5:03.256	0.000
29	35	Daniel INGHAM	2:13.216	384	Mauro PONCINI	1:36.849	30	Jonathan GOETSCHY	1:11.246	29	32	Martin MORRIS	5:03.601	5:03.601	0.000
30	32	Martin MORRIS	2:14.090	32	Martin MORRIS	1:37.076	42	Jonathan PERRY	1:11.255	30	40	Rhys HARDISTY	5:03.894	5:03.894	0.000
31	222	Michael GAHAN	2:14.258	42	Jonathan PERRY	1:37.460	80	Barry FURBER	1:11.268	31	123	Johnny STEWART	5:04.121	5:04.121	0.000
32	123	Johnny STEWART	2:14.389	40	Rhys HARDISTY	1:37.552	109	Neil KERNOHAN	1:11.503	32	109	Neil KERNOHAN	5:04.154	5:04.406	0.252
33	39	Allann VENTER	2:14.620	91	Graham McALEESE	1:37.575	123	Johnny STEWART	1:12.075	33	39	Allann VENTER	5:05.396	5:05.396	0.000
34	109	Neil KERNOHAN	2:14.627	123	Johnny STEWART	1:37.657	32	Martin MORRIS	1:12.435	34	222	Michael GAHAN	5:05.039	5:06.369	1.330
35	38	Paul WILLIAMS	2:15.205	52	Jamie CRINGLE	1:37.775	39	Allann VENTER	1:12.684	35	52	Jamie CRINGLE	5:03.365	5:07.091	3.726
36	40	Rhys HARDISTY	2:15.309	222	Michael GAHAN	1:37.898	91	Graham McALEESE	1:12.875	36	10	James CHAWKE	5:07.215	5:08.626	1.411
37	10	James CHAWKE	2:15.524	109	Neil KERNOHAN	1:38.024	222	Michael GAHAN	1:12.883	37	19	Wayne BOURGEOIS	5:10.279	5:10.279	0.000
38	50	Darragh CREAN	2:15.751	39	Allann VENTER	1:38.092	69	Yann GALLI	1:13.005	38	44	Liam CHAWKE	5:10.509	5:10.509	0.000
39	19	Wayne BOURGEOIS	2:16.405	10	James CHAWKE	1:38.343	10	James CHAWKE	1:13.348	39	50	Darragh CREAN	5:09.806	5:11.531	1.725
40	69	Yann GALLI	2:16.983	44	Liam CHAWKE	1:39.035	52	Jamie CRINGLE	1:13.391	40	69	Yann GALLI	5:10.239	5:12.137	1.898
41	44	Liam CHAWKE	2:17.982	19	Wayne BOURGEOIS	1:39.286	44	Liam CHAWKE	1:13.492	41	73	David BROOK	5:17.436	5:18.158	0.722
42	369	Tiziano ROSATI	2:19.883	50	Darragh CREAN	1:39.689	50	Darragh CREAN	1:14.366	42	93	Paul CRANSTON	5:18.317	5:18.317	0.000
43	93	Paul CRANSTON	2:20.051	38	Paul WILLIAMS	1:40.000	19	Wayne BOURGEOIS	1:14.588	43	43	Stephen DEGNAN	5:19.490	5:19.490	0.000
44	66	Alan JOHNSTON	2:20.609	73	David BROOK	1:40.190	38	Paul WILLIAMS	1:14.960	44	369	Tiziano ROSATI	5:20.187	5:20.187	0.000
45	43	Stephen DEGNAN	2:20.698	69	Yann GALLI	1:40.251	93	Paul CRANSTON	1:15.149	45	26	Dennis BOOTH	5:21.179	5:21.876	0.697
46	73	David BROOK	2:21.218	43	Stephen DEGNAN	1:42.136	73	David BROOK	1:16.028	46	45	Andy HORNBY	5:22.459	5:22.883	0.424
47	26	Dennis BOOTH	2:21.318	369	Tiziano ROSATI	1:42.228	45	Andy HORNBY	1:16.449	47	66	Alan JOHNSTON	5:23.784	5:24.867	1.083
48	45	Andy HORNBY	2:22.969	26	Dennis BOOTH	1:42.480	43	Stephen DEGNAN	1:16.656	48	75	Austen WEBSTER	5:25.838	5:25.838	0.000
49	75	Austen WEBSTER	2:23.903	45	Andy HORNBY	1:43.041	26	Dennis BOOTH	1:17.381	49	90	Craig KENNELLY	5:29.656	5:29.656	0.000
50	828	Richard KAY	2:24.463	93	Paul CRANSTON	1:43.117	828	Richard KAY	1:17.805	50	828	Richard KAY	5:27.833	5:29.745	1.912
51	90	Craig KENNELLY	2:26.369	75	Austen WEBSTER	1:44.078	75	Austen WEBSTER	1:17.857	51	38	Paul WILLIAMS	5:10.165	7:54.855	164.690
				90	Craig KENNELLY	1:44.758	66	Alan JOHNSTON	1:18.053						
				66	Alan JOHNSTON	1:45.122	369	Tiziano ROSATI	1:18.076						
				828	Richard KAY	1:45.565	90	Craig KENNELLY	1:18.529						



Qualifying Classification

Position

7	12 Ian HUTCHINSON	SSP	Behind	5.190		
Best Time	4:41.674	Best Speed	114.643	On 5 Gp		
Lap	Lap Time	Lap Speed	Sector 1	Sector 2	Sector 3	Speed Trap
1	5:24.552	97.944	1:33.284	1:08.780		149.3
2	16:26.841	32.723	2:06.576	12:46.370		174.9
3	1:19:16.167	6.790	1:33.655	1:08.272		170.0
4	4:44.389	113.549	2:05.412	1:32.002	1:06.975	178.6
5	4:41.674	114.643	2:04.214	1:30.925	1:06.535	176.7
<i>Ideal</i>	<i>4:41.674</i>	<i>114.643</i>	<i>2:04.214</i>	<i>1:30.925</i>	<i>1:06.535</i>	<i>178.6</i>

8	22 Paul JORDAN	SSP	Behind	5.222		
Best Time	4:41.706	Best Speed	114.630	On 5 Gp		
Lap	Lap Time	Lap Speed	Sector 1	Sector 2	Sector 3	Speed Trap
1	5:21.729	98.804	1:33.695	1:08.714		154.1
2	16:05.877	33.433	2:05.842	12:04.124		174.4
3	1:19:40.287	6.755	1:33.940	1:07.633		157.3
4	4:42.400	114.348	2:05.256	1:30.681	1:06.463	176.3
5	4:41.706	114.630	2:04.374	1:31.085	1:06.247	173.1
<i>Ideal</i>	<i>4:41.302</i>	<i>114.795</i>	<i>2:04.374</i>	<i>1:30.681</i>	<i>1:06.247</i>	<i>176.3</i>

9	56 Adam McLEAN	SSP	Behind	5.316		
Best Time	4:41.800	Best Speed	114.592	On 5 Gp		
Lap	Lap Time	Lap Speed	Sector 1	Sector 2	Sector 3	Speed Trap
1	5:26.955	97.224	1:32.429	1:07.356		174.9
2	15:13.276	35.358	2:05.778	11:19.051		170.5
3	1:20:27.420	6.689	1:33.596	1:07.901		164.2
4	4:42.325	114.379	2:04.713	1:31.180	1:06.432	179.5
5	4:41.800	114.592	2:04.521	1:31.089	1:06.190	176.7
<i>Ideal</i>	<i>4:41.800</i>	<i>114.592</i>	<i>2:04.521</i>	<i>1:31.089</i>	<i>1:06.190</i>	<i>179.5</i>

Qualifying Classification

Position

10	1 Davey TODD	SSP	Behind	5.661		
Best Time	4:42.145	Best Speed	114.452	On 4 Gp		
Lap	Lap Time	Lap Speed	Sector 1	Sector 2	Sector 3	Speed Trap
1	5:19.858	99.382		1:33.663	1:08.060	170.5
2	16:32.699	32.529	2:04.036	12:57.633		177.2
3	1:20:57.548	6.648		1:33.271	1:07.029	179.1
4	4:42.145	114.452	2:04.610	1:31.202	1:06.333	178.1
<i>Ideal</i>	<i>4:41.571</i>	<i>114.685</i>	<i>2:04.036</i>	<i>1:31.202</i>	<i>1:06.333</i>	<i>179.1</i>

11	11 Conor CUMMINS	SSP	Behind	6.442		
Best Time	4:42.926	Best Speed	114.136	On 5 Gp		
Lap	Lap Time	Lap Speed	Sector 1	Sector 2	Sector 3	Speed Trap
1	5:22.010	98.717		1:33.766	1:08.309	157.7
2	16:24.572	32.798	2:08.517	12:33.240		174.9
3	1:19:18.806	6.786		1:34.550	1:07.832	169.6
4	4:45.574	113.078	2:05.394	1:33.346	1:06.834	174.9
5	4:42.926	114.136	2:04.155	1:32.254	1:06.517	174.0
<i>Ideal</i>	<i>4:42.926</i>	<i>114.136</i>	<i>2:04.155</i>	<i>1:32.254</i>	<i>1:06.517</i>	<i>174.9</i>

12	65 Michael SWEENEY	SSP	Behind	8.063		
Best Time	4:44.547	Best Speed	113.486	On 5 Gp		
Lap	Lap Time	Lap Speed	Sector 1	Sector 2	Sector 3	Speed Trap
1	5:25.008	97.807		1:33.350	1:09.716	165.8
2	16:22.230	32.876	2:06.880	12:34.679		171.3
3	1:19:22.301	6.781		1:33.890	1:08.940	175.3
4	4:44.939	113.330	2:05.284	1:32.003	1:07.652	173.5
5	4:44.547	113.486	2:04.448	1:32.135	1:07.964	172.6
<i>Ideal</i>	<i>4:44.103</i>	<i>113.663</i>	<i>2:04.448</i>	<i>1:32.003</i>	<i>1:07.652</i>	<i>175.3</i>

13	18 Michael EVANS	SSP	Behind	8.367		
Best Time	4:44.851	Best Speed	113.365	On 4 Gp		
Lap	Lap Time	Lap Speed	Sector 1	Sector 2	Sector 3	Speed Trap
1	7:38.555	69.322		1:33.079		159.2
2	1:34:00.084	5.725		1:32.770	1:09.981	173.5
3	4:47.209	112.434	2:06.095	1:32.597	1:08.517	178.6
4	4:44.851	113.365	2:06.076	1:31.361	1:07.414	175.3
<i>Ideal</i>	<i>4:44.851</i>	<i>113.365</i>	<i>2:06.076</i>	<i>1:31.361</i>	<i>1:07.414</i>	<i>178.6</i>

Qualifying Classification

Position

14	59 Darryl TWEED	SSP	Behind	14.160		
Best Time	4:50.644	Best Speed	111.105	On 4 Gp		
Lap	Lap Time	Lap Speed	Sector 1	Sector 2	Sector 3	Speed Trap
1	5:39.477	93.638	1:34.797	1:10.639	163.4	
2	16:00.520	33.619	2:09.426	11:54.329	173.1	
3	1:19:32.226	6.767	1:34.649	1:08.882	174.9	
4	4:50.644	111.105	2:08.100	1:33.754	1:08.790	176.3
5	4:51.707	110.700	2:08.536	1:34.389	1:08.782	171.8
<i>Ideal</i>	<i>4:50.636</i>	<i>111.108</i>	<i>2:08.100</i>	<i>1:33.754</i>	<i>1:08.782</i>	<i>176.3</i>

15 89 Mark CONLIN

	SSP	Behind	18.091			
Best Time	4:54.575	Best Speed	109.622			
On	5	Gp				
Lap	Lap Time	Lap Speed	Sector 1	Sector 2	Sector 3	Speed Trap
1	5:55.938	89.308	1:38.054	1:14.099	174.9	
2	15:06.559	35.620	3:14.043	10:07.389	79.2	
3	1:20:52.588	6.655	1:36.259	1:13.959	179.5	
4	4:57.576	108.517	2:11.539	1:34.164	1:11.873	177.7
5	4:54.575	109.622	2:09.887	1:34.101	1:10.587	178.6
<i>Ideal</i>	<i>4:54.575</i>	<i>109.622</i>	<i>2:09.887</i>	<i>1:34.101</i>	<i>1:10.587</i>	<i>179.5</i>

16 23 Kevin KEYES

	SSP	Behind	18.606			
Best Time	4:55.090	Best Speed	109.431			
On	4	Gp				
Lap	Lap Time	Lap Speed	Sector 1	Sector 2	Sector 3	Speed Trap
1	5:35.533	94.739	1:34.455	1:10.466	172.6	
2	16:01.350	33.590	2:10.853	12:05.148	171.3	
3	1:19:55.576	6.734	1:35.453	1:09.946	159.9	
4	4:55.090	109.431	2:09.420	1:35.132	1:10.538	174.0
5	4:57.972	108.373	2:11.025	1:36.084	1:10.863	169.2
<i>Ideal</i>	<i>4:53.821</i>	<i>109.904</i>	<i>2:09.420</i>	<i>1:34.455</i>	<i>1:09.946</i>	<i>174.0</i>

Qualifying Classification

Position

17	14 Ilja CALJOUW	SSP	Behind	19.999		
Best Time	4:56.483	Best Speed	108.917	On 5 Gp		
Lap	Lap Time	Lap Speed	Sector 1	Sector 2	Sector 3	Speed Trap
1	5:57.777	88.849	1:38.333	1:12.350	161.1	
2	15:41.366	34.303	3:09.114	10:32.726	82.3	
3	1:19:36.136	6.761	1:36.794	1:10.839	169.2	
4	5:01.348	107.159	2:11.689	1:38.297	1:11.362	172.2
5	4:56.483	108.917	2:08.586	1:36.943	1:10.954	174.4
<i>Ideal</i>	<i>4:56.219</i>	<i>109.014</i>	<i>2:08.586</i>	<i>1:36.794</i>	<i>1:10.839</i>	<i>174.4</i>

18 384 Mauro PONCINI

	SSP	Behind	21.997			
Best Time	4:58.481	Best Speed	108.188			
On	3	Gp				
Lap	Lap Time	Lap Speed	Sector 1	Sector 2	Sector 3	Speed Trap
1	8:50.929	59.872	1:37.936	166.7		
2	1:32:49.702	5.798	1:36.849	1:12.437	171.8	
3	4:58.481	108.188	2:11.003	1:37.076	1:10.402	173.1
4	5:09.731	104.258	2:21.976	1:36.964	1:10.791	171.3
<i>Ideal</i>	<i>4:58.254</i>	<i>108.270</i>	<i>2:11.003</i>	<i>1:36.849</i>	<i>1:10.402</i>	<i>173.1</i>

19 35 Daniel INGHAM

	SSP	Behind	23.957			
Best Time	5:00.441	Best Speed	107.482			
On	4	Gp				
Lap	Lap Time	Lap Speed	Sector 1	Sector 2	Sector 3	Speed Trap
1	8:41.408	60.966	1:39.507	162.6		
2	1:33:06.792	5.780	1:39.095	1:13.721	169.2	
3	5:04.964	105.888	2:14.548	1:37.526	1:12.890	167.1
4	5:00.441	107.482	2:13.216	1:36.429	1:10.796	167.1
<i>Ideal</i>	<i>5:00.441</i>	<i>107.482</i>	<i>2:13.216</i>	<i>1:36.429</i>	<i>1:10.796</i>	<i>169.2</i>

20 91 Graham McALEESE

	SSP	Behind	26.772			
Best Time	5:03.256	Best Speed	106.484			
On	4	Gp				
Lap	Lap Time	Lap Speed	Sector 1	Sector 2	Sector 3	Speed Trap
1	6:07.574	86.481	1:39.593	1:15.239	152.7	
2	15:02.974	35.762	3:18.877	9:52.452	91.1	
3	1:20:17.211	6.703	1:38.931	1:14.096	172.6	
4	5:03.256	106.484	2:12.806	1:37.575	1:12.875	170.9
5	5:06.428	105.382	2:13.934	1:38.455	1:14.039	169.6
<i>Ideal</i>	<i>5:03.256</i>	<i>106.484</i>	<i>2:12.806</i>	<i>1:37.575</i>	<i>1:12.875</i>	<i>172.6</i>

SUPERSPORT

Q2: First Qualifying AMENDED

Wednesday, 07 May 2025

DETAILED SECTOR ANALYSIS

Qualifying Classification

Position

21 109 Neil KERNOHAN

SSP Behind 27.922

Best Time 5:04.406 Best Speed 106.082 On 4 Gp

Lap	Lap Time	Lap Speed	Sector 1	Sector 2	Sector 3	Speed Trap
1	7:08.316	74.216		1:39.846	1:14.283	156.2
2	1:34:46.933	5.678	3:31:54.742	1:38.537	1:13.654	163.4
3	5:05.923	105.556	2:15.508	1:38.024	1:12.391	165.4
4	5:04.406	106.082	2:14.627	1:38.276	1:11.503	166.7
<i>Ideal</i>	<i>5:04.154</i>	<i>106.170</i>	<i>2:14.627</i>	<i>1:38.024</i>	<i>1:11.503</i>	<i>166.7</i>

22 222 Michael GAHAN

SSP Behind 29.885

Best Time 5:06.369 Best Speed 105.402 On 4 Gp

Lap	Lap Time	Lap Speed	Sector 1	Sector 2	Sector 3	Speed Trap
1	5:57.454	88.929		1:37.898	1:13.144	166.2
2	15:18.228	35.168	3:15.687	10:09.109		84.4
3	1:20:14.035	6.708		1:38.142	1:12.883	160.3
4	5:06.369	105.402	2:14.258	1:39.057	1:13.054	159.9
5	5:13.163	103.116	2:15.356	1:41.337		164.6
<i>Ideal</i>	<i>5:05.039</i>	<i>105.862</i>	<i>2:14.258</i>	<i>1:37.898</i>	<i>1:12.883</i>	<i>166.2</i>

23 50 Darragh CREAM

SSP Behind 35.047

Best Time 5:11.531 Best Speed 103.656 On 4 Gp

Lap	Lap Time	Lap Speed	Sector 1	Sector 2	Sector 3	Speed Trap
1	6:17.940	84.109		1:42.290	1:18.517	149.6
2	15:04.402	35.705	3:10.114	9:56.208		86.3
3	1:20:10.805	6.712		1:39.689	1:14.366	158.8
4	5:11.531	103.656	2:15.751	1:40.546	1:15.234	158.8
5	5:28.210	98.388	2:30.317	1:40.640	1:17.253	156.6
<i>Ideal</i>	<i>5:09.806</i>	<i>104.233</i>	<i>2:15.751</i>	<i>1:39.689</i>	<i>1:14.366</i>	<i>158.8</i>

Non Qualifiers

Position

Non Qualifiers

Position

34 Alastair SEELEY

SSP Behind 11.739

Best Time 4:48.223 Best Speed 112.038 On 3 Gp

Lap	Lap Time	Lap Speed	Sector 1	Sector 2	Sector 3	Speed Trap
1	5:54.402	89.695		1:35.516		165.0
2	1:37:22.275	5.527		1:33.651	1:07.317	169.6
3	4:48.223	112.038	2:06.288	1:32.538	1:09.397	169.6
<i>Ideal</i>	<i>4:46.143</i>	<i>112.853</i>	<i>2:06.288</i>	<i>1:32.538</i>	<i>1:07.317</i>	<i>169.6</i>

199 Pierre Yves BIAN

SSP Behind 12.780

Best Time 4:49.264 Best Speed 111.635 On 4 Gp

Lap	Lap Time	Lap Speed	Sector 1	Sector 2	Sector 3	Speed Trap
1	6:00.221	88.246		1:35.553	1:10.374	167.5
2	15:38.055	34.424	3:07.066	10:30.890		77.9
3	1:21:14.546	6.625		1:34.973	1:09.198	171.8
4	4:49.264	111.635	2:07.994	1:32.699	1:08.571	167.1
<i>Ideal</i>	<i>4:49.264</i>	<i>111.635</i>	<i>2:07.994</i>	<i>1:32.699</i>	<i>1:08.571</i>	<i>171.8</i>

15 Nathan HARRISON

SSP Behind 12.860

Best Time 4:49.344 Best Speed 111.604 On 4 Gp

Lap	Lap Time	Lap Speed	Sector 1	Sector 2	Sector 3	Speed Trap
1	5:56.125	89.261		1:33.591	1:08.902	169.2
2	15:28.387	34.783	2:40.652	10:48.220		121.3
3	1:21:51.254	6.575		1:34.099	1:09.528	167.1
4	4:49.344	111.604	2:08.350	1:32.583	1:08.411	173.1
<i>Ideal</i>	<i>4:49.344</i>	<i>111.604</i>	<i>2:08.350</i>	<i>1:32.583</i>	<i>1:08.411</i>	<i>173.1</i>

8 Christian ELKIN

SSP Behind 19.391

Best Time 4:55.875 Best Speed 109.141 On 4 Gp

Lap	Lap Time	Lap Speed	Sector 1	Sector 2	Sector 3	Speed Trap
1	5:36.759	94.394		1:35.980	1:11.363	173.5
2	15:51.936	33.922	2:10.761	11:45.364		165.8
3	1:19:42.064	6.753		1:35.441	1:10.735	175.3
4	4:55.875	109.141	2:09.231	1:35.276	1:11.368	172.6
<i>Ideal</i>	<i>4:55.242</i>	<i>109.375</i>	<i>2:09.231</i>	<i>1:35.276</i>	<i>1:10.735</i>	<i>175.3</i>

SUPERSPORT

Q2: First Qualifying AMENDED

Wednesday, 07 May 2025

DETAILED SECTOR ANALYSIS

Non Qualifiers						
Position						

30 Jonathan GOETSCHY						
----------------------	--	--	--	--	--	--

SSP			Behind	21.212		
Best Time	4:57.696	Best Speed	108.473	On	3	Gp

Lap	Lap Time	Lap Speed	Sector 1	Sector 2	Sector 3	Speed Trap
1	8:25.626	62.869		1:36.176		171.3
2	1:35:36.234	5.629		1:36.487	1:11.246	175.3
3	4:57.696	108.473	2:09.269	1:36.205	1:12.222	178.1
<i>Ideal</i>	<i>4:56.691</i>	<i>108.841</i>	<i>2:09.269</i>	<i>1:36.176</i>	<i>1:11.246</i>	<i>178.1</i>

20 Andrea MAJOLA						
------------------	--	--	--	--	--	--

SSP			Behind	22.253		
Best Time	4:58.737	Best Speed	108.095	On	4	Gp

Lap	Lap Time	Lap Speed	Sector 1	Sector 2	Sector 3	Speed Trap
1	5:53.265	89.983		1:35.292	1:10.258	167.9
2	15:27.214	34.827	3:15.589	10:14.217		74.3
3	1:22:19.698	6.537		1:35.805	1:10.761	169.2
4	4:58.737	108.095	2:11.371	1:36.839	1:10.527	170.0
<i>Ideal</i>	<i>4:56.921</i>	<i>108.756</i>	<i>2:11.371</i>	<i>1:35.292</i>	<i>1:10.258</i>	<i>170.0</i>

80 Barry FURBER						
-----------------	--	--	--	--	--	--

SSP			Behind	22.379		
Best Time	4:58.863	Best Speed	108.050	On	3	Gp

Lap	Lap Time	Lap Speed	Sector 1	Sector 2	Sector 3	Speed Trap
1	7:46.774	68.101		1:43.086		170.5
2	1:35:47.232	5.619		1:36.119	1:11.411	173.5
3	4:58.863	108.050	2:12.438	1:35.157	1:11.268	171.3
<i>Ideal</i>	<i>4:58.863</i>	<i>108.050</i>	<i>2:12.438</i>	<i>1:35.157</i>	<i>1:11.268</i>	<i>173.5</i>

42 Jonathan PERRY						
-------------------	--	--	--	--	--	--

SSP			Behind	24.182		
Best Time	5:00.666	Best Speed	107.402	On	3	Gp

Lap	Lap Time	Lap Speed	Sector 1	Sector 2	Sector 3	Speed Trap
1	21:18.465	24.864		12:22.084		153.7
2	1:21:30.060	6.604		1:39.875	1:13.141	163.8
3	5:00.666	107.402	2:11.951	1:37.460	1:11.255	167.9
<i>Ideal</i>	<i>5:00.666</i>	<i>107.402</i>	<i>2:11.951</i>	<i>1:37.460</i>	<i>1:11.255</i>	<i>167.9</i>

Non Qualifiers						
Position						

32 Martin MORRIS						
------------------	--	--	--	--	--	--

SSP			Behind	27.117		
Best Time	5:03.601	Best Speed	106.363	On	3	Gp

Lap	Lap Time	Lap Speed	Sector 1	Sector 2	Sector 3	Speed Trap
1	8:37.181	61.464		1:37.957		152.7
2	1:34:23.994	5.701		1:39.392	1:16.134	167.1
3	5:03.601	106.363	2:14.090	1:37.076	1:12.435	172.6
<i>Ideal</i>	<i>5:03.601</i>	<i>106.363</i>	<i>2:14.090</i>	<i>1:37.076</i>	<i>1:12.435</i>	<i>172.6</i>

40 Rhys HARDISTY						
------------------	--	--	--	--	--	--

SSP			Behind	27.410		
Best Time	5:03.894	Best Speed	106.261	On	4	Gp

Lap	Lap Time	Lap Speed	Sector 1	Sector 2	Sector 3	Speed Trap
1	5:50.812	90.613		1:38.804	1:12.261	169.6
2	15:46.830	34.105	3:14.458	10:30.641		82.5
3	1:20:34.103	6.680		1:39.357	1:11.965	174.4
4	5:03.894	106.261	2:15.309	1:37.552	1:11.033	170.9
<i>Ideal</i>	<i>5:03.894</i>	<i>106.261</i>	<i>2:15.309</i>	<i>1:37.552</i>	<i>1:11.033</i>	<i>174.4</i>

123 Johnny STEWART						
--------------------	--	--	--	--	--	--

SSP			Behind	27.637		
Best Time	5:04.121	Best Speed	106.181	On	3	Gp

Lap	Lap Time	Lap Speed	Sector 1	Sector 2	Sector 3	Speed Trap
1	7:42.351	68.753		1:38.062		171.3
2	1:34:34.125	5.691		1:38.529	1:13.680	173.5
3	5:04.121	106.181	2:14.389	1:37.657	1:12.075	168.7
<i>Ideal</i>	<i>5:04.121</i>	<i>106.181</i>	<i>2:14.389</i>	<i>1:37.657</i>	<i>1:12.075</i>	<i>173.5</i>

39 Allann VENTER						
------------------	--	--	--	--	--	--

SSP			Behind	28.912		
Best Time	5:05.396	Best Speed	105.738	On	3	Gp

Lap	Lap Time	Lap Speed	Sector 1	Sector 2	Sector 3	Speed Trap
1	7:36.734	69.598		1:40.500		156.6
2	1:34:40.242	5.685		1:38.352	1:13.712	162.6
3	5:05.396	105.738	2:14.620	1:38.092	1:12.684	165.0
<i>Ideal</i>	<i>5:05.396</i>	<i>105.738</i>	<i>2:14.620</i>	<i>1:38.092</i>	<i>1:12.684</i>	<i>165.0</i>

SUPERSPORT

Q2: First Qualifying AMENDED

Wednesday, 07 May 2025

DETAILED SECTOR ANALYSIS

Non Qualifiers

Position

52 Jamie CRINGLE

SSP Behind **30.607**

Best Time **5:07.091** Best Speed **105.154** On **4** Gp

Lap	Lap Time	Lap Speed	Sector 1	Sector 2	Sector 3	Speed Trap
1	6:04.295	87.259		1:37.775	1:13.391	148.3
2	15:17.165	35.208	3:09.664	10:10.660		81.0
3	1:22:57.812	6.487		1:38.789	1:14.604	166.7
4	5:07.091	105.154	2:12.199	1:37.876		167.1
<i>Ideal</i>	<i>5:03.365</i>	<i>106.446</i>	<i>2:12.199</i>	<i>1:37.775</i>	<i>1:13.391</i>	<i>167.1</i>

10 James CHAWKE

SSP Behind **32.142**

Best Time **5:08.626** Best Speed **104.631** On **3** Gp

Lap	Lap Time	Lap Speed	Sector 1	Sector 2	Sector 3	Speed Trap
1	7:34.658	69.916		1:41.243		155.9
2	1:34:55.405	5.670		1:39.265	1:13.348	156.9
3	5:08.626	104.631	2:15.524	1:38.343	1:14.759	163.4
<i>Ideal</i>	<i>5:07.215</i>	<i>105.112</i>	<i>2:15.524</i>	<i>1:38.343</i>	<i>1:13.348</i>	<i>163.4</i>

19 Wayne BOURGEOIS

SSP Behind **33.795**

Best Time **5:10.279** Best Speed **104.074** On **3** Gp

Lap	Lap Time	Lap Speed	Sector 1	Sector 2	Sector 3	Speed Trap
1	9:35.614	55.225		1:45.423		167.9
2	1:33:01.658	5.785		1:41.219	1:14.909	170.0
3	5:10.279	104.074	2:16.405	1:39.286	1:14.588	169.6
<i>Ideal</i>	<i>5:10.279</i>	<i>104.074</i>	<i>2:16.405</i>	<i>1:39.286</i>	<i>1:14.588</i>	<i>170.0</i>

44 Liam CHAWKE

SSP Behind **34.025**

Best Time **5:10.509** Best Speed **103.997** On **3** Gp

Lap	Lap Time	Lap Speed	Sector 1	Sector 2	Sector 3	Speed Trap
1	7:54.313	67.019		1:42.644		162.6
2	1:34:50.312	5.675		1:40.077	1:14.241	165.8
3	5:10.509	103.997	2:17.982	1:39.035	1:13.492	159.2
<i>Ideal</i>	<i>5:10.509</i>	<i>103.997</i>	<i>2:17.982</i>	<i>1:39.035</i>	<i>1:13.492</i>	<i>165.8</i>

Non Qualifiers

Position

69 Yann GALLI

SSP Behind **35.653**

Best Time **5:12.137** Best Speed **103.455** On **4** Gp

Lap	Lap Time	Lap Speed	Sector 1	Sector 2	Sector 3	Speed Trap
1	6:08.738	86.208		1:42.192	1:15.462	166.7
2	15:17.709	35.188	3:20.586	9:57.789		84.2
3	1:21:57.169	6.567		1:40.251	1:13.670	165.0
4	5:12.137	103.455	2:16.983	1:42.149	1:13.005	165.4
<i>Ideal</i>	<i>5:10.239</i>	<i>104.087</i>	<i>2:16.983</i>	<i>1:40.251</i>	<i>1:13.005</i>	<i>166.7</i>

73 David BROOK

SSP Behind **41.674**

Best Time **5:18.158** Best Speed **101.497** On **3** Gp

Lap	Lap Time	Lap Speed	Sector 1	Sector 2	Sector 3	Speed Trap
1	21:42.538	24.405		13:04.120		154.4
2	1:22:04.760	6.557		1:40.190	1:16.037	155.1
3	5:18.158	101.497	2:21.218	1:40.912	1:16.028	155.5
<i>Ideal</i>	<i>5:17.436</i>	<i>101.728</i>	<i>2:21.218</i>	<i>1:40.190</i>	<i>1:16.028</i>	<i>155.5</i>

93 Paul CRANSTON

SSP Behind **41.833**

Best Time **5:18.317** Best Speed **101.446** On **3** Gp

Lap	Lap Time	Lap Speed	Sector 1	Sector 2	Sector 3	Speed Trap
1	9:36.509	55.139		1:48.370		151.3
2	1:34:02.910	5.723		1:43.748	1:16.701	153.7
3	5:18.317	101.446	2:20.051	1:43.117	1:15.149	161.5
<i>Ideal</i>	<i>5:18.317</i>	<i>101.446</i>	<i>2:20.051</i>	<i>1:43.117</i>	<i>1:15.149</i>	<i>161.5</i>

43 Stephen DEGNAN

SSP Behind **43.006**

Best Time **5:19.490** Best Speed **101.074** On **3** Gp

Lap	Lap Time	Lap Speed	Sector 1	Sector 2	Sector 3	Speed Trap
1	8:50.285	59.945		1:42.995		161.9
2	1:34:18.898	5.706		1:43.707	1:17.853	154.4
3	5:19.490	101.074	2:20.698	1:42.136	1:16.656	157.7
<i>Ideal</i>	<i>5:19.490</i>	<i>101.074</i>	<i>2:20.698</i>	<i>1:42.136</i>	<i>1:16.656</i>	<i>161.9</i>

Non Qualifiers

Position

369 Tiziano ROSATI

SSP Behind **43.703**

Best Time **5:20.187** Best Speed **100.854** On **3** Gp

Lap	Lap Time	Lap Speed	Sector 1	Sector 2	Sector 3	Speed Trap
1	21:56.450	24.147		13:17.508		142.3
2	1:20:47.318	6.662		1:45.542	1:19.437	147.7
3	5:20.187	100.854	2:19.883	1:42.228	1:18.076	156.6
<i>Ideal</i>	<i>5:20.187</i>	<i>100.854</i>	<i>2:19.883</i>	<i>1:42.228</i>	<i>1:18.076</i>	<i>156.6</i>

26 Dennis BOOTH

SSP Behind **45.392**

Best Time **5:21.876** Best Speed **100.324** On **3** Gp

Lap	Lap Time	Lap Speed	Sector 1	Sector 2	Sector 3	Speed Trap
1	21:36.085	24.526		9:05.022		64.1
2	1:21:31.520	6.602		1:45.116	1:17.381	158.1
3	5:21.876	100.324	2:21.318	1:42.480	1:18.078	154.8
<i>Ideal</i>	<i>5:21.179</i>	<i>100.542</i>	<i>2:21.318</i>	<i>1:42.480</i>	<i>1:17.381</i>	<i>158.1</i>

45 Andy HORNBY

SSP Behind **46.399**

Best Time **5:22.883** Best Speed **100.011** On **3** Gp

Lap	Lap Time	Lap Speed	Sector 1	Sector 2	Sector 3	Speed Trap
1	21:43.336	24.390		12:30.158		143.6
2	1:22:08.613	6.552		1:43.825	1:16.449	160.3
3	5:22.883	100.011	2:22.969	1:43.041	1:16.873	162.2
<i>Ideal</i>	<i>5:22.459</i>	<i>100.143</i>	<i>2:22.969</i>	<i>1:43.041</i>	<i>1:16.449</i>	<i>162.2</i>

66 Alan JOHNSTON

SSP Behind **48.383**

Best Time **5:24.867** Best Speed **99.401** On **3** Gp

Lap	Lap Time	Lap Speed	Sector 1	Sector 2	Sector 3	Speed Trap
1	9:25.814	56.181		1:59.604		119.2
2	1:33:36.273	5.750		1:46.320	1:18.053	158.1
3	5:24.867	99.401	2:20.609	1:45.122	1:19.136	157.7
<i>Ideal</i>	<i>5:23.784</i>	<i>99.733</i>	<i>2:20.609</i>	<i>1:45.122</i>	<i>1:18.053</i>	<i>158.1</i>

Non Qualifiers

Position

75 Austen WEBSTER

SSP Behind **49.354**

Best Time **5:25.838** Best Speed **99.104** On **3** Gp

Lap	Lap Time	Lap Speed	Sector 1	Sector 2	Sector 3	Speed Trap
1	21:48.724	24.289		13:20.035		147.3
2	1:21:33.420	6.599		1:47.344	1:18.304	156.6
3	5:25.838	99.104	2:23.903	1:44.078	1:17.857	155.5
<i>Ideal</i>	<i>5:25.838</i>	<i>99.104</i>	<i>2:23.903</i>	<i>1:44.078</i>	<i>1:17.857</i>	<i>156.6</i>

90 Craig KENNELLY

SSP Behind **53.172**

Best Time **5:29.656** Best Speed **97.957** On **3** Gp

Lap	Lap Time	Lap Speed	Sector 1	Sector 2	Sector 3	Speed Trap
1	8:05.898	65.421		1:53.475		143.0
2	1:34:02.918	5.723		1:46.583	1:20.199	147.0
3	5:29.656	97.957	2:26.369	1:44.758	1:18.529	161.1
<i>Ideal</i>	<i>5:29.656</i>	<i>97.957</i>	<i>2:26.369</i>	<i>1:44.758</i>	<i>1:18.529</i>	<i>161.1</i>

828 Richard KAY

SSP Behind **53.261**

Best Time **5:29.745** Best Speed **97.930** On **3** Gp

Lap	Lap Time	Lap Speed	Sector 1	Sector 2	Sector 3	Speed Trap
1	8:42.336	60.857		1:48.368		151.3
2	1:34:47.919	5.677		1:45.565	1:17.805	152.7
3	5:29.745	97.930	2:24.463	1:47.387	1:17.895	150.6
<i>Ideal</i>	<i>5:27.833</i>	<i>98.501</i>	<i>2:24.463</i>	<i>1:45.565</i>	<i>1:17.805</i>	<i>152.7</i>

13 Gary McCOY

SSP Behind **1:12.379**

Best Time **5:48.863** Best Speed **92.564** On **1** Gp

Lap	Lap Time	Lap Speed	Sector 1	Sector 2	Sector 3	Speed Trap
1	5:48.863	91.119		1:34.560	1:09.363	163.4
<i>Ideal</i>	<i>0.000</i>	<i>0.000</i>		<i>1:34.560</i>	<i>1:09.363</i>	<i>163.4</i>

9 Craig NEVE

SSP Behind **1:12.644**

Best Time **5:49.128** Best Speed **92.493** On **1** Gp

Lap	Lap Time	Lap Speed	Sector 1	Sector 2	Sector 3	Speed Trap
1	5:49.128	91.050		1:35.170	1:09.874	173.5
<i>Ideal</i>	<i>0.000</i>	<i>0.000</i>		<i>1:35.170</i>	<i>1:09.874</i>	<i>173.5</i>

Non Qualifiers

Position

36 Jamie COWARD

SSP Behind **2:05.465**

Best Time **6:41.949** Best Speed **80.339** On **1** Gp

Lap	Lap Time	Lap Speed	Sector 1	Sector 2	Sector 3	Speed Trap
1	6:41.949	79.085	1:33.695	1:07.695	174.4	
<i>Ideal</i>	<i>0.000</i>	<i>0.000</i>	<i>1:33.695</i>	<i>1:07.695</i>	<i>174.4</i>	

38 Paul WILLIAMS

SSP Behind **3:18.371**

Best Time **7:54.855** Best Speed **68.004** On **3** Gp

Lap	Lap Time	Lap Speed	Sector 1	Sector 2	Sector 3	Speed Trap
1	8:36.082	61.595		1:40.617		146.7
2	1:34:23.256	5.702		1:41.645	1:14.960	167.9
3	7:54.855	68.004	2:15.205	1:40.000		167.9
<i>Ideal</i>	<i>5:10.165</i>	<i>104.112</i>	<i>2:15.205</i>	<i>1:40.000</i>	<i>1:14.960</i>	<i>167.9</i>

BRIGGS EQUIPMENT NORTH WEST 200

SUPERSPORT

Q2: First Qualifying AMENDED

Wednesday, 07 May 2025



NW200

SPEED TRAP ON APPROACH TO UNIVERSITY

Class	No/Name	Fastest	Lap 1	Lap 2	Lap 3	Lap 4	Lap 5	Lap 6	Lap 7	Lap 8	Lap 9	Lap 10	Lap 11	Lap 12
SSP	3 Dean HARRISON	185.0	181.0	178.1	160.7	185.0	181.5							
SSP	16 Mike BROWNE	183.0	166.2	183.0	163.8	180.5	179.5							
SSP	6 Michael DUNLOP	181.5	129.7	181.0	165.4	181.5								
SSP	47 Richard COOPER	180.5	168.7	172.2	165.8	180.5	178.1							
SSP	666 Peter HICKMAN	179.5	169.2	179.1	174.0	179.5	178.6							
SSP	89 Mark CONLIN	179.5	174.9	79.2	179.5	177.7	178.6							
SSP	56 Adam McLEAN	179.5	174.9	170.5	164.2	179.5	176.7							
SSP	1 Davey TODD	179.1	170.5	177.2	179.1	178.1								
SSP	18 Michael EVANS	178.6	159.2	173.5	178.6	175.3								
SSP	12 Ian HUTCHINSON	178.6	149.3	174.9	170.0	178.6	176.7							
SSP	30 Jonathan GOETSCHY	178.1	171.3	175.3	178.1									
SSP	7 Josh BROOKES	176.7	169.2	174.4	176.3	176.7	176.7							
SSP	59 Darryl TWEED	176.3	163.4	173.1	174.9	176.3	171.8							
SSP	22 Paul JORDAN	176.3	154.1	174.4	157.3	176.3	173.1							
SSP	65 Michael SWEENEY	175.3	165.8	171.3	175.3	173.5	172.6							
SSP	8 Christian ELKIN	175.3	173.5	165.8	175.3	172.6								
SSP	11 Conor CUMMINS	174.9	157.7	174.9	169.6	174.9	174.0							
SSP	14 Iija CALJOUW	174.4	161.1	82.3	169.2	172.2	174.4							
SSP	40 Rhys HARDISTY	174.4	169.6	82.5	174.4	170.9								
SSP	36 Jamie COWARD	174.4	174.4											
SSP	23 Kevin KEYES	174.0	172.6	171.3	159.9	174.0	169.2							
SSP	9 Craig NEVE	173.5	173.5											
SSP	80 Barry FURBER	173.5	170.5	173.5	171.3									
SSP	123 Johnny STEWART	173.5	171.3	173.5	168.7									
SSP	15 Nathan HARRISON	173.1	169.2	121.3	167.1	173.1								
SSP	384 Mauro PONCINI	173.1	166.7	171.8	173.1	171.3								
SSP	32 Martin MORRIS	172.6	152.7	167.1	172.6									
SSP	91 Graham McALEESE	172.6	152.7	91.1	172.6	170.9	169.6							
SSP	199 Pierre Yves BIAN	171.8	167.5	77.9	171.8	167.1								
SSP	19 Wayne BOURGEAIS	170.0	167.9	170.0	169.6									
SSP	20 Andrea MAJOLA	170.0	167.9	74.3	169.2	170.0								
SSP	34 Alastair SEELEY	169.6	165.0	169.6	169.6									
SSP	35 Daniel INGHAM	169.2	162.6	169.2	167.1	167.1								
SSP	38 Paul WILLIAMS	167.9	146.7	167.9	167.9									
SSP	42 Jonathan PERRY	167.9	153.7	163.8	167.9									
SSP	52 Jamie CRINGLE	167.1	148.3	81.0	166.7	167.1								
SSP	69 Yann GALLI	166.7	166.7	84.2	165.0	165.4								
SSP	109 Neil KERNOHAN	166.7	156.2	163.4	165.4	166.7								
SSP	222 Michael GAHAN	166.2	166.2	84.4	160.3	159.9	164.6							
SSP	44 Liam CHAWKE	165.8	162.6	165.8	159.2									
SSP	39 Allann VENTER	165.0	156.6	162.6	165.0									
SSP	13 Gary McCOY	163.4	163.4											
SSP	10 James CHAWKE	163.4	155.9	156.9	163.4									
SSP	45 Andy HORNBY	162.2	143.6	160.3	162.2									
SSP	43 Stephen DEGNAN	161.9	161.9	154.4	157.7									
SSP	93 Paul CRANSTON	161.5	151.3	153.7	161.5									
SSP	90 Craig KENNELLY	161.1	143.0	147.0	161.1									
SSP	50 Darragh CREAN	158.8	149.6	86.3	158.8	158.8	156.6							
SSP	26 Dennis BOOTH	158.1	64.1	158.1	154.8									
SSP	66 Alan JOHNSTON	158.1	119.2	158.1	157.7									
SSP	369 Tiziano ROSATI	156.6	142.3	147.7	156.6									



BRIGGS EQUIPMENT NORTH WEST 200

SUPERSPORT

Q2: First Qualifying AMENDED

Wednesday, 07 May 2025



NW200

SPEED TRAP ON APPROACH TO UNIVERSITY

Class	No/Name	Fastest	Lap 1	Lap 2	Lap 3	Lap 4	Lap 5	Lap 6	Lap 7	Lap 8	Lap 9	Lap 10	Lap 11	Lap 12
SSP	75 Austen WEBSTER	156.6	147.3	156.6	155.5									
SSP	73 David BROOK	155.5	154.4	155.1	155.5									
SSP	828 Richard KAY	152.7	151.3	152.7	150.6									



BRIGGS EQUIPMENT NORTH WEST 200 SUPERSPORT

Q7: Second Qualifying
Thursday, 08 May 2025



Qualifying Time **5:24.641** Qualifying Speed **99.47**


Pos	Class	No	Name	Machine / Sponsor	Time	Best Lap Behind	Speed	On	Total Laps	Qualifying Laps
Qualifying Classification										
1	SSP	3	Dean HARRISON	Honda - Honda Racing UK	4:34.296		117.727	9	9	7
2	SSP	47	Richard COOPER	Yamaha - BPE by Russell Racing	4:34.400	0.104	117.682	2	8	7
3	SSP	1	Davey TODD	Honda - Milenco by Padgett's Motorcycles	4:35.725	1.429	117.117	7	7	6
4	SSP	6	Michael DUNLOP	Ducati - MD Racing	4:36.170	1.874	116.928	7	7	5
5	SSP	666	Peter HICKMAN	Triumph - Trooper Triumph by PHR	4:37.418	3.122	116.402	7	7	6
6	SSP	22	Paul JORDAN	Honda - Jackson Racing by Prosper2	4:37.697	3.401	116.285	8	8	7
7	SSP	56	Adam McLEAN	Yamaha - Performance Racing Achterhoek	4:38.140	3.844	116.100	7	10	9
8	SSP	36	Jamie COWARD	Triumph - KTS Macadam Triumph Factory Racing	4:38.606	4.310	115.906	3	7	5
9	SSP	16	Mike BROWNE	Yamaha - BPE by Russell Racing	4:39.128	4.832	115.689	3	8	7
10	SSP	34	Alastair SEELEY	Kawasaki - CD Racing by MSS Performance	4:39.142	4.846	115.683	5	5	3
11	SSP	12	Ian HUTCHINSON	Yamaha - ugp MLav Racing	4:40.745	6.449	115.023	4	6	4
12	SSP	7	Josh BROOKES	Honda - Jackson Racing by Prosper2	4:41.318	7.022	114.788	6	7	5
13	SSP	18	Michael EVANS	Triumph - Smith Racing	4:41.436	7.140	114.740	2	8	6
14	SSP	199	Pierre Yves BIAN	Triumph - Trooper Triumph by PHR	4:42.520	8.224	114.300	7	8	6
15	SSP	65	Michael SWEENEY	Yamaha - EM Building	4:42.763	8.467	114.202	4	5	5
16	SSP	11	Conor CUMMINS	Ducati - Burrows Engineering/RK Racing	4:43.213	8.917	114.020	5	6	4
17	SSP	99	Jeremy McWILLIAMS	Yamaha - JMcC Racing	4:43.477	9.181	113.914	5	7	5
18	SSP	15	Nathan HARRISON	Honda - H & H Motorcycles	4:46.616	12.320	112.666	7	7	5
19	SSP	384	Mauro PONCINI	Yamaha - Delmo Racing	4:48.477	14.181	111.940	8	8	6
20	SSP	30	Jonathan GOETSCHY	Ducati - Optimark Road Racing	4:48.911	14.615	111.771	6	7	5
21	SSP	59	Darryl TWEED	Yamaha - Never Be Clever Racing	4:49.005	14.709	111.735	4	5	4
22	SSP	8	Christian ELKIN	Yamaha - DynoCentre NI	4:49.043	14.747	111.720	3	3	2
23	SSP	23	Kevin KEYES	Yamaha - Daracore Racing	4:49.669	15.373	111.479	8	8	7
24	SSP	89	Mark CONLIN	Ducati - Moto Market NRG	4:50.494	16.198	111.162	3	4	3
25	SSP	14	Ilja CALJOUW	Yamaha - Performance Racing Achterhoek	4:50.804	16.508	111.044	3	8	5
26	SSP	39	Allann VENTER	Honda - TH Racing	4:51.112	16.816	110.926	8	8	5
27	SSP	42	Jonathan PERRY	Honda - Paradigm Consultants	4:51.408	17.112	110.814	7	8	6
28	SSP	222	Michael GAHAN	Yamaha - Newline Elite Racing	4:52.974	18.678	110.221	4	6	5
29	SSP	20	Andrea MAJOLA	Yamaha - Parker Car Transport	4:53.041	18.745	110.196	3	5	4
30	SSP	10	James CHAWKE	Honda - TH Racing	4:53.238	18.942	110.122	3	8	6
31	SSP	80	Barry FURBER	Kawasaki - Clem Davies Racing	4:53.568	19.272	109.998	4	4	3
32	SSP	35	Daniel INGHAM	Yamaha - Castings Technology	4:54.272	19.976	109.735	7	9	8
33	SSP	52	Jamie CRINGLE	Yamaha - Parker Car Transport	4:55.063	20.767	109.441	2	8	6
34	SSP	32	Martin MORRIS	Yamaha	4:56.690	22.394	108.841	3	6	4
35	SSP	40	Rhys HARDISTY	Yamaha - Never Be Clever Racing	4:57.110	22.814	108.687	3	6	5
36	SSP	109	Neil KERNOHAN	Yamaha - Kernohan Racing	5:01.426	27.130	107.131	3	4	3
37	SSP	73	David BROOK	Triumph - brooksuspension.com	5:02.351	28.055	106.803	3	6	5
38	SSP	38	Paul WILLIAMS	Triumph - Lee Williams Motorsport	5:02.409	28.113	106.783	4	5	4
39	SSP	19	Wayne BOURGEOIS	Yamaha - Team Basomba Racing/WB Racing	5:02.438	28.142	106.772	3	8	5
40	SSP	369	Tiziano ROSATI	Honda	5:03.242	28.946	106.489	4	5	4
41	SSP	69	Yann GALLI	Yamaha	5:03.628	29.332	106.354	4	8	6
42	SSP	91	Graham McALEESE	Yamaha - GMAC Racing	5:03.961	29.665	106.237	6	7	5
43	SSP	50	Darragh CREAM	Triumph - Husqvarna Ireland	5:06.264	31.968	105.438	3	3	2
44	SSP	88	Sean McTAGGART	Yamaha - PDM Decorators	5:06.908	32.612	105.217	5	6	5
45	SSP	45	Andy HORNBY	Ducati - Forty Two Racing	5:07.551	33.255	104.997	3	6	5
46	SSP	44	Liam CHAWKE	Kawasaki - Chawkie Racing SC	5:08.230	33.934	104.766	6	7	5
47	SSP	93	Paul CRANSTON	Kawasaki - Miller Racing	5:08.562	34.266	104.653	6	7	6
48	SSP	26	Dennis BOOTH	Kawasaki	5:09.714	35.418	104.264	3	4	3
49	SSP	90	Craig KENNELLY	Honda - Team ILR with Frog Vehical Developments	5:14.309	40.013	102.740	6	7	5
50	SSP	43	Stephen DEGNAN	Kawasaki	5:16.115	41.819	102.153	3	7	4
51	SSP	75	Austen WEBSTER	Kawasaki - Ace Motorcycles	5:19.902	45.606	100.943	4	6	3
52	SSP	66	Alan JOHNSTON	Yamaha	5:21.045	46.749	100.584	2	7	2

Non Qualifiers

SSP	828	Richard KAY	Honda - Reckle55/Romans 8:28 Racing	5:26.634	52.338	98.863	8	8	0
SSP	123	Johnny STEWART	Kawasaki - J Stewart Racing	5:52.263	1:17.967	91.670	1	1	0

Provisional result to be confirmed by the Stewards of the Meeting subject to completion of technical inspections & the time limit for protests

Page 1 / 1

Circuit	The Triangle	Signed	Organising Club	Coleraine & District MC
Length(miles)	8.9700 Lap 1 (8.8300)	 Chief Timekeeper	Qualifying Started	12:38
Weather	Sunny	Issued At:	13:35	
Track	Dry, 33°C			



DETAILED SECTOR ANALYSIS

Qualifying Classification

Position

1 **3 Dean HARRISON**

SSP Behind

Best Time **4:34.296** Best Speed **117.727** On **9** Gp

Lap	Lap Time	Lap Speed	Sector 1	Sector 2	Sector 3	Speed Trap
1	5:28.562	96.749		1:30.838	1:06.388	179.1
2	4:35.726	117.116	2:01.983	1:29.102	1:04.641	182.5
3	4:37.585	116.332	2:01.161	1:29.275	1:07.149	181.0
4	4:35.271	117.310	2:01.391	1:29.198	1:04.682	179.1
5	4:34.511	117.635	2:01.466	1:28.833	1:04.212	180.0
6	4:44.485	113.510	2:05.578	1:31.785	1:07.122	169.2
7	4:39.786	115.417	2:02.518	1:29.703		177.7
8	8:07.852	66.192		1:30.334	1:05.574	178.1
9	4:34.296	117.727	2:00.848	1:29.065	1:04.383	181.0
<i>Ideal</i>	<i>4:33.893</i>	<i>117.900</i>	<i>2:00.848</i>	<i>1:28.833</i>	<i>1:04.212</i>	<i>182.5</i>

2 **47 Richard COOPER**

SSP Behind **0.104**

Best Time **4:34.400** Best Speed **117.682** On **2** Gp

Lap	Lap Time	Lap Speed	Sector 1	Sector 2	Sector 3	Speed Trap
1	5:13.440	101.417		1:29.486	1:06.109	182.5
2	4:34.400	117.682	2:01.040	1:28.237	1:05.123	181.0
3	4:42.623	114.258	2:01.872	1:33.725	1:07.026	180.0
4	4:34.496	117.641	2:00.953	1:28.473	1:05.070	173.1
5	4:50.769	111.057	2:06.197	1:31.562		175.3
6	15:20.493	35.081		1:30.877	1:05.781	178.6
7	4:46.794	112.596	2:12.432	1:29.392	1:04.970	178.6
8	4:34.431	117.669	2:01.198	1:28.566	1:04.667	181.0
<i>Ideal</i>	<i>4:33.857</i>	<i>117.916</i>	<i>2:00.953</i>	<i>1:28.237</i>	<i>1:04.667</i>	<i>182.5</i>

3 **1 Davey TODD**

SSP Behind **1.429**

Best Time **4:35.725** Best Speed **117.117** On **7** Gp

Lap	Lap Time	Lap Speed	Sector 1	Sector 2	Sector 3	Speed Trap
1	5:08.931	102.897		1:30.581	1:05.917	177.7
2	4:38.295	116.035	2:02.742	1:30.297	1:05.256	177.7
3	4:41.078	114.886	2:02.839	1:31.709	1:06.530	180.5
4	4:37.200	116.494	2:02.771	1:29.736	1:04.693	174.9
5	4:46.750	112.614	2:05.999	1:30.361		181.0
6	18:37.333	28.901		1:30.258	1:05.858	178.1
7	4:35.725	117.117	2:01.200	1:29.278	1:05.247	178.1
<i>Ideal</i>	<i>4:35.171</i>	<i>117.352</i>	<i>2:01.200</i>	<i>1:29.278</i>	<i>1:04.693</i>	<i>181.0</i>

Qualifying Classification

Position

4 **6 Michael DUNLOP**

SSP Behind **1.874**

Best Time **4:36.170** Best Speed **116.928** On **7** Gp

Lap	Lap Time	Lap Speed	Sector 1	Sector 2	Sector 3	Speed Trap
1	9:43.644	54.465		1:34.085	1:08.868	176.3
2	4:56.797	108.802	2:06.847	1:37.868	1:12.082	179.1
3	4:54.621	109.605	2:07.639	1:36.240		168.7
4	13:03.459	41.217		1:31.222	1:09.487	177.2
5	5:03.476	106.407	2:23.258	1:30.325	1:09.893	180.0
6	4:38.018	116.151	2:02.007	1:30.035	1:05.976	180.5
7	4:36.170	116.928	2:01.325	1:29.355	1:05.490	178.6
<i>Ideal</i>	<i>4:36.170</i>	<i>116.928</i>	<i>2:01.325</i>	<i>1:29.355</i>	<i>1:05.490</i>	<i>180.5</i>

5 **666 Peter HICKMAN**

SSP Behind **3.122**

Best Time **4:37.418** Best Speed **116.402** On **7** Gp

Lap	Lap Time	Lap Speed	Sector 1	Sector 2	Sector 3	Speed Trap
1	5:12.686	101.661		1:31.343	1:05.760	173.5
2	4:37.533	116.354	2:02.552	1:29.897	1:05.084	180.0
3	4:42.776	114.196	2:03.719	1:31.365		179.1
4	21:28.527	25.061		1:30.856	1:06.659	176.3
5	4:41.787	114.597	2:03.900	1:30.837	1:07.050	172.6
6	4:38.292	116.036	2:03.119	1:30.006	1:05.167	174.0
7	4:37.418	116.402	2:02.497	1:30.095	1:04.826	174.9
<i>Ideal</i>	<i>4:37.220</i>	<i>116.485</i>	<i>2:02.497</i>	<i>1:29.897</i>	<i>1:04.826</i>	<i>180.0</i>

6 **22 Paul JORDAN**

SSP Behind **3.401**

Best Time **4:37.697** Best Speed **116.285** On **8** Gp

Lap	Lap Time	Lap Speed	Sector 1	Sector 2	Sector 3	Speed Trap
1	5:09.312	102.770		1:30.678	1:05.828	174.0
2	4:39.855	115.388	2:03.692	1:30.668	1:05.495	174.4
3	4:52.833	110.274	2:04.366	1:33.261		174.4
4	12:13.784	44.008		1:33.411	1:05.924	172.2
5	4:42.402	114.348	2:03.487	1:32.663	1:06.252	173.1
6	4:38.402	115.991	2:02.762	1:30.713	1:04.927	172.6
7	4:48.518	111.924	2:07.164	1:32.888	1:08.466	172.2
8	4:37.697	116.285	2:02.645	1:30.302	1:04.750	173.5
<i>Ideal</i>	<i>4:37.697</i>	<i>116.285</i>	<i>2:02.645</i>	<i>1:30.302</i>	<i>1:04.750</i>	<i>174.4</i>

SUPERSPORT

Q7: Second Qualifying

Thursday, 08 May 2025

DETAILED SECTOR ANALYSIS

Qualifying Classification

Position

7 **56 Adam McLEAN**

SSP Behind **3.844**

Best Time **4:38.140** Best Speed **116.100** On **7** Gp

Lap	Lap Time	Lap Speed	Sector 1	Sector 2	Sector 3	Speed Trap
1	5:24.100	98.081	1:32.078	1:06.706	172.2	
2	4:45.443	113.129	2:07.684	1:31.707	1:06.052	173.1
3	4:39.882	115.377	2:03.641	1:30.941	1:05.300	177.2
4	4:39.411	115.572	2:03.497	1:30.900	1:05.014	172.6
5	4:44.742	113.408	2:04.227	1:30.859		173.5
6	6:32.825	82.205	1:31.071	1:05.365	174.4	
7	4:38.140	116.100	2:03.072	1:30.289	1:04.779	173.5
8	4:38.872	115.795	2:03.018	1:30.757	1:05.097	173.1
9	4:49.500	111.544	2:08.519	1:34.216	1:06.765	170.0
10	4:45.859	112.965	2:03.230	1:30.320		175.8
<i>Ideal</i>	4:38.086	116.122	2:03.018	1:30.289	1:04.779	177.2

8 **36 Jamie COWARD**

SSP Behind **4.310**

Best Time **4:38.606** Best Speed **115.906** On **3** Gp

Lap	Lap Time	Lap Speed	Sector 1	Sector 2	Sector 3	Speed Trap
1	6:02.114	87.785	1:32.558	1:08.593	174.4	
2	4:42.560	114.284	2:05.258	1:30.995	1:06.307	176.7
3	4:38.606	115.906	2:02.963	1:30.355	1:05.288	177.7
4	4:40.823	114.991	2:03.259	1:30.056		172.2
5	19:39.177	27.385	1:30.315	1:05.182	175.8	
6	4:40.974	114.929	2:04.494	1:31.015	1:05.465	176.3
7	4:38.650	115.887	2:02.245	1:31.368	1:05.037	175.8
<i>Ideal</i>	4:37.338	116.436	2:02.245	1:30.056	1:05.037	177.7

9 **16 Mike BROWNE**

SSP Behind **4.832**

Best Time **4:39.128** Best Speed **115.689** On **3** Gp

Lap	Lap Time	Lap Speed	Sector 1	Sector 2	Sector 3	Speed Trap
1	5:08.032	103.197	1:30.953	1:06.263	175.8	
2	4:40.521	115.114	2:04.412	1:30.021	1:06.088	176.7
3	4:39.128	115.689	2:02.558	1:30.299	1:06.271	182.0
4	4:40.015	115.322	2:03.677	1:30.419	1:05.919	177.2
5	4:42.372	114.360	2:02.915	1:30.904		179.1
6	15:30.510	34.704	1:29.938	1:06.813	178.6	
7	4:39.757	115.429	2:03.643	1:30.429	1:05.685	178.6
8	4:40.445	115.146	2:03.617	1:30.526	1:06.302	178.6
<i>Ideal</i>	4:38.181	116.083	2:02.558	1:29.938	1:05.685	182.0

Qualifying Classification

Position

10 **34 Alastair SEELEY**

SSP Behind **4.846**

Best Time **4:39.142** Best Speed **115.683** On **5** Gp

Lap	Lap Time	Lap Speed	Sector 1	Sector 2	Sector 3	Speed Trap
1	5:33.585	95.292		1:31.071		169.6
2	23:01.796	23.370		1:31.429	1:07.399	165.0
3	4:40.627	115.071	2:04.091	1:30.764	1:05.772	175.8
4	4:45.266	113.200	2:04.427	1:33.177	1:07.662	171.3
5	4:39.142	115.683	2:02.917	1:30.521	1:05.704	170.9
<i>Ideal</i>	4:39.142	115.683	2:02.917	1:30.521	1:05.704	175.8

11 **12 Ian HUTCHINSON**

SSP Behind **6.449**

Best Time **4:40.745** Best Speed **115.023** On **4** Gp

Lap	Lap Time	Lap Speed	Sector 1	Sector 2	Sector 3	Speed Trap
1	5:14.668	101.021		1:31.417	1:06.808	174.0
2	4:42.896	114.148	2:04.488	1:32.402	1:06.006	176.3
3	4:44.787	113.390	2:04.778	1:31.979	1:08.030	170.5
4	4:40.745	115.023	2:03.619	1:31.206	1:05.920	171.3
5	5:27.975	98.459	2:05.323	2:07.380		170.9
6	21:38.960	24.860		1:32.185	1:07.263	167.5
<i>Ideal</i>	4:40.745	115.023	2:03.619	1:31.206	1:05.920	176.3

12 **7 Josh BROOKES**

SSP Behind **7.022**

Best Time **4:41.318** Best Speed **114.788** On **6** Gp

Lap	Lap Time	Lap Speed	Sector 1	Sector 2	Sector 3	Speed Trap
1	5:27.440	97.080		1:31.987	1:07.457	174.0
2	4:45.657	113.045	2:05.435	1:31.356		176.3
3	10:05.849	53.300		1:32.380	1:07.828	174.4
4	4:43.386	113.951	2:04.531	1:31.459	1:07.396	174.0
5	4:43.443	113.928	2:05.284	1:31.524	1:06.635	174.4
6	4:41.318	114.788	2:03.520	1:31.201	1:06.597	174.0
7	4:45.710	113.024	2:04.608	1:31.128		174.0
<i>Ideal</i>	4:41.245	114.818	2:03.520	1:31.128	1:06.597	176.3

SUPERSPORT

Q7: Second Qualifying

Thursday, 08 May 2025

DETAILED SECTOR ANALYSIS

Qualifying Classification

Position

13 18 Michael EVANS

SSP Behind 7.140

Best Time 4:41.436 Best Speed 114.740 On 2 Gp

Lap	Lap Time	Lap Speed	Sector 1	Sector 2	Sector 3	Speed Trap
1	5:15.185	100.855		1:32.057	1:07.058	177.2
2	4:41.436	114.740	2:04.321	1:31.509	1:05.606	169.6
3	5:15.865	102.234	2:35.782	1:31.398		175.3
4	12:47.313	42.085		1:31.864	1:07.126	176.7
5	4:43.662	113.840	2:05.663	1:30.966	1:07.033	174.9
6	4:45.419	113.139	2:06.661	1:31.863	1:06.895	175.8
7	4:47.039	112.500	2:05.842	1:32.096		174.0
8	7:15.044	74.227		1:31.299	1:06.986	176.7
<i>Ideal</i>	4:40.893	114.962	2:04.321	1:30.966	1:05.606	177.2

14 199 Pierre Yves BIAN

SSP Behind 8.224

Best Time 4:42.520 Best Speed 114.300 On 7 Gp

Lap	Lap Time	Lap Speed	Sector 1	Sector 2	Sector 3	Speed Trap
1	5:19.678	99.438		1:31.723	1:07.596	169.6
2	4:42.813	114.181	2:03.961	1:31.719	1:07.133	175.3
3	4:42.566	114.281	2:05.067	1:30.670	1:06.829	174.9
4	4:50.931	110.995	2:04.396	1:31.659		170.5
5	16:26.925	32.720		1:36.486	1:09.801	169.6
6	4:43.126	114.055	2:04.137	1:31.337	1:07.652	172.2
7	4:42.520	114.300	2:04.632	1:31.264	1:06.624	175.8
8	5:40.549	94.823	2:16.344	1:51.750	1:32.455	171.8
<i>Ideal</i>	4:41.255	114.814	2:03.961	1:30.670	1:06.624	175.8

15 65 Michael SWEENEY

SSP Behind 8.467

Best Time 4:42.763 Best Speed 114.202 On 4 Gp

Lap	Lap Time	Lap Speed	Sector 1	Sector 2	Sector 3	Speed Trap
1	5:18.466	99.816		1:31.645	1:06.994	170.9
2	4:42.986	114.112	2:04.733	1:31.773	1:06.480	171.8
3	4:44.202	113.623	2:05.826	1:31.515	1:06.861	165.4
4	4:42.763	114.202	2:04.695	1:31.137	1:06.931	174.4
5	5:13.913	102.869	2:08.545	1:39.699		171.3
<i>Ideal</i>	4:42.312	114.384	2:04.695	1:31.137	1:06.480	174.4

Qualifying Classification

Position

16 11 Conor CUMMINS

SSP Behind 8.917

Best Time 4:43.213 Best Speed 114.020 On 5 Gp

Lap	Lap Time	Lap Speed	Sector 1	Sector 2	Sector 3	Speed Trap
1	5:15.961	100.607		1:32.657	1:06.385	173.1
2	5:32.940	96.990	2:42.501	1:35.396		176.3
3	20:27.263	26.312		2:11.846	1:10.004	167.5
4	4:45.911	112.944	2:05.834	1:33.275	1:06.802	172.2
5	4:43.213	114.020	2:04.635	1:31.890	1:06.688	171.8
6	4:54.119	109.792	2:06.372	1:34.032		172.2
<i>Ideal</i>	4:42.910	114.142	2:04.635	1:31.890	1:06.385	176.3

17 99 Jeremy McWILLIAMS

SSP Behind 9.181

Best Time 4:43.477 Best Speed 113.914 On 5 Gp

Lap	Lap Time	Lap Speed	Sector 1	Sector 2	Sector 3	Speed Trap
1	5:17.313	100.179		1:31.488	1:06.531	174.9
2	4:43.504	113.903	2:05.251	1:32.002	1:06.251	170.5
3	5:06.104	105.494	2:07.338	1:38.479		167.1
4	17:46.874	30.268		1:35.455	1:07.721	171.8
5	4:43.477	113.914	2:05.580	1:31.725	1:06.172	171.3
6	5:16.375	102.069	2:30.851	1:31.405		169.6
7	8:12.136	65.616		1:35.441	1:15.752	173.5
<i>Ideal</i>	4:42.828	114.175	2:05.251	1:31.405	1:06.172	174.9

18 15 Nathan HARRISON

SSP Behind 12.320

Best Time 4:46.616 Best Speed 112.666 On 7 Gp

Lap	Lap Time	Lap Speed	Sector 1	Sector 2	Sector 3	Speed Trap
1	7:19.645	72.304		1:34.474	1:08.012	167.1
2	4:51.878	110.635	2:10.019	1:33.781	1:08.078	170.5
3	4:47.835	112.189	2:07.564	1:32.952	1:07.319	166.7
4	4:48.592	111.895	2:06.063	1:34.572	1:07.957	165.8
5	4:53.264	110.112	2:09.173	1:33.651		165.8
6	18:41.832	28.785		1:33.958	1:07.651	165.8
7	4:46.616	112.666	2:06.147	1:33.738	1:06.731	169.2
<i>Ideal</i>	4:45.746	113.009	2:06.063	1:32.952	1:06.731	170.5

Qualifying Classification

Position

19	384 Mauro PONCINI	SSP	Behind	14.181		
Best Time	4:48.477	Best Speed	111.940	On 8 Gp		
Lap	Lap Time	Lap Speed	Sector 1	Sector 2	Sector 3	Speed Trap
1	6:09.138	86.114		1:38.609	1:14.852	167.1
2	5:00.396	107.498	2:12.976	1:35.595		166.2
3	9:57.280	54.065		1:36.379	1:12.499	174.0
4	4:53.567	109.999	2:10.303	1:34.674	1:08.590	167.1
5	4:50.258	111.253	2:08.640	1:33.460	1:08.158	170.0
6	4:59.954	107.657	2:08.702	1:40.385	1:10.867	169.6
7	4:52.554	110.380	2:08.970	1:35.405	1:08.179	168.7
8	4:48.477	111.940	2:07.248	1:33.185	1:08.044	172.6
<i>Ideal</i>	<i>4:48.477</i>	<i>111.940</i>	<i>2:07.248</i>	<i>1:33.185</i>	<i>1:08.044</i>	<i>174.0</i>

20 30 Jonathan GOETSCHY

	SSP	Behind	14.615			
Best Time	4:48.911	Best Speed	111.771 On 6 Gp			
Lap	Lap Time	Lap Speed	Sector 1	Sector 2	Sector 3	Speed Trap
1	6:39.599	79.550		1:35.984	1:09.925	174.9
2	5:00.277	107.541	2:14.474	1:35.679	1:10.124	172.6
3	4:50.845	111.028	2:08.530	1:33.751	1:08.564	174.9
4	4:59.851	107.693	2:14.414	1:35.134		172.6
5	7:37.909	70.521		1:34.042	1:09.069	174.4
6	4:48.911	111.771	2:07.219	1:33.193	1:08.499	174.4
7	5:01.455	107.120	2:11.925	1:35.787		176.7
<i>Ideal</i>	<i>4:48.911</i>	<i>111.771</i>	<i>2:07.219</i>	<i>1:33.193</i>	<i>1:08.499</i>	<i>176.7</i>

21 59 Darryl TWEED

	SSP	Behind	14.709			
Best Time	4:49.005	Best Speed	111.735 On 4 Gp			
Lap	Lap Time	Lap Speed	Sector 1	Sector 2	Sector 3	Speed Trap
1	9:11.872	57.600		1:35.409	1:09.004	166.2
2	4:51.420	110.809	2:09.102	1:34.413	1:07.905	168.7
3	4:50.594	111.124	2:09.115	1:33.629	1:07.850	167.1
4	4:49.005	111.735	2:07.472	1:33.639	1:07.894	167.1
5	4:54.382	109.694	2:09.219	1:33.749		166.7
<i>Ideal</i>	<i>4:48.951</i>	<i>111.756</i>	<i>2:07.472</i>	<i>1:33.629</i>	<i>1:07.850</i>	<i>168.7</i>

Qualifying Classification

Position

22	8 Christian ELKIN	SSP	Behind	14.747		
Best Time	4:49.043	Best Speed	111.720	On 3 Gp		
Lap	Lap Time	Lap Speed	Sector 1	Sector 2	Sector 3	Speed Trap
1	5:41.359	93.122		1:34.532	1:10.674	172.2
2	4:53.582	109.993	2:09.831	1:33.977	1:09.774	174.4
3	4:49.043	111.720	2:07.383	1:32.965	1:08.695	174.4
<i>Ideal</i>	<i>4:49.043</i>	<i>111.720</i>	<i>2:07.383</i>	<i>1:32.965</i>	<i>1:08.695</i>	<i>174.4</i>

23 23 Kevin KEYES

	SSP	Behind	15.373			
Best Time	4:49.669	Best Speed	111.479 On 8 Gp			
Lap	Lap Time	Lap Speed	Sector 1	Sector 2	Sector 3	Speed Trap
1	5:20.938	99.047		1:32.333	1:07.676	175.8
2	5:01.481	107.111	2:18.898	1:33.593	1:08.990	169.6
3	4:51.216	110.887	2:08.517	1:34.401	1:08.298	170.0
4	4:52.120	110.544	2:09.050	1:34.578	1:08.492	166.7
5	4:56.268	108.996	2:08.588	1:34.503		170.9
6	14:49.629	36.298		1:33.820	1:08.587	173.5
7	4:51.759	110.680	2:08.789	1:34.531	1:08.439	170.9
8	4:49.669	111.479	2:08.615	1:32.796	1:08.258	170.9
<i>Ideal</i>	<i>4:48.526</i>	<i>111.921</i>	<i>2:08.517</i>	<i>1:32.333</i>	<i>1:07.676</i>	<i>175.8</i>

24 89 Mark CONLIN

	SSP	Behind	16.198			
Best Time	4:50.494	Best Speed	111.162 On 3 Gp			
Lap	Lap Time	Lap Speed	Sector 1	Sector 2	Sector 3	Speed Trap
1	5:36.398	94.495		1:33.267	1:10.918	180.5
2	4:51.738	110.688	2:08.745	1:32.751	1:10.242	178.1
3	4:50.494	111.162	2:07.413	1:32.817	1:10.264	175.3
4	4:50.844	111.029	2:08.987	1:31.945	1:09.912	173.1
<i>Ideal</i>	<i>4:49.270</i>	<i>111.633</i>	<i>2:07.413</i>	<i>1:31.945</i>	<i>1:09.912</i>	<i>180.5</i>

SUPERSPORT

Q7: Second Qualifying

Thursday, 08 May 2025

DETAILED SECTOR ANALYSIS

Qualifying Classification

Position

25 14 Ilja CALJOUW

SSP Behind 16.508

Best Time 4:50.804 Best Speed 111.044 On 3 Gp

Lap	Lap Time	Lap Speed	Sector 1	Sector 2	Sector 3	Speed Trap
1	5:44.518	92.268		1:37.104	1:10.338	173.1
2	4:53.759	109.927	2:09.026	1:35.306	1:09.427	174.0
3	4:50.804	111.044	2:07.958	1:33.919	1:08.927	174.9
4	5:16.815	101.927	2:07.116	1:34.717	1:34.982	172.6
5	4:57.966	108.375	2:08.504	1:36.635		173.1
6	10:43.810	50.158		1:35.327	1:09.596	171.8
7	5:00.640	107.411	2:16.492	1:34.852	1:09.296	173.1
8	9:50.207	54.713	6:59.662	1:37.946		132.3
<i>Ideal</i>	<i>4:49.962</i>	<i>111.366</i>	<i>2:07.116</i>	<i>1:33.919</i>	<i>1:08.927</i>	<i>174.9</i>

26 39 Allann VENTER

SSP Behind 16.816

Best Time 4:51.112 Best Speed 110.926 On 8 Gp

Lap	Lap Time	Lap Speed	Sector 1	Sector 2	Sector 3	Speed Trap
1	5:38.129	94.011		1:39.511	1:11.649	167.5
2	4:59.901	107.676	2:11.146	1:35.320		169.2
3	7:55.028	67.979		1:41.385	1:11.006	167.5
4	4:56.008	109.092	2:10.339	1:35.675	1:09.994	166.7
5	5:00.039	107.626	2:10.234	1:36.069		169.2
6	10:01.715	53.667		1:37.438	1:11.704	168.3
7	4:53.448	110.043	2:09.494	1:34.884	1:09.070	167.5
8	4:51.112	110.926	2:08.048	1:34.211	1:08.853	168.7
<i>Ideal</i>	<i>4:51.112</i>	<i>110.926</i>	<i>2:08.048</i>	<i>1:34.211</i>	<i>1:08.853</i>	<i>169.2</i>

27 42 Jonathan PERRY

SSP Behind 17.112

Best Time 4:51.408 Best Speed 110.814 On 7 Gp

Lap	Lap Time	Lap Speed	Sector 1	Sector 2	Sector 3	Speed Trap
1	6:19.497	83.764		1:37.850	1:10.540	161.5
2	5:01.805	106.996	2:13.085	1:36.584	1:12.136	163.0
3	4:58.579	108.152	2:13.424	1:36.020	1:09.135	168.3
4	4:59.635	107.771	2:12.599	1:37.453	1:09.583	159.6
5	4:57.728	108.461	2:10.456	1:37.332	1:09.940	165.0
6	4:56.132	109.046	2:09.815	1:37.440	1:08.877	165.0
7	4:51.408	110.814	2:09.200	1:33.831	1:08.377	168.7
8	5:26.218	98.989	2:21.902	1:36.670		163.0
<i>Ideal</i>	<i>4:51.408</i>	<i>110.814</i>	<i>2:09.200</i>	<i>1:33.831</i>	<i>1:08.377</i>	<i>168.7</i>

Qualifying Classification

Position

28 222 Michael GAHAN

SSP Behind 18.678

Best Time 4:52.974 Best Speed 110.221 On 4 Gp

Lap	Lap Time	Lap Speed	Sector 1	Sector 2	Sector 3	Speed Trap
1	6:58.033	76.042		1:40.797	1:15.145	163.0
2	5:03.642	106.349	2:16.284	1:37.132	1:10.226	164.6
3	4:57.199	108.654	2:11.629	1:35.935	1:09.635	165.0
4	4:52.974	110.221	2:07.661	1:35.712	1:09.601	159.6
5	4:59.226	107.918	2:11.797	1:36.539	1:10.890	165.0
6	5:17.107	101.833	2:10.834	1:49.340		166.7
<i>Ideal</i>	<i>4:52.974</i>	<i>110.221</i>	<i>2:07.661</i>	<i>1:35.712</i>	<i>1:09.601</i>	<i>166.7</i>

29 20 Andrea MAJOLA

SSP Behind 18.745

Best Time 4:53.041 Best Speed 110.196 On 3 Gp

Lap	Lap Time	Lap Speed	Sector 1	Sector 2	Sector 3	Speed Trap
1	5:33.017	95.455		1:35.493	1:09.749	167.9
2	4:53.622	109.978	2:10.218	1:34.147	1:09.257	163.4
3	4:53.041	110.196	2:09.968	1:34.000	1:09.073	170.9
4	4:54.771	109.549	2:10.668	1:34.178	1:09.925	169.2
5	5:08.693	104.609	2:10.821	1:40.797		167.9
<i>Ideal</i>	<i>4:53.041</i>	<i>110.196</i>	<i>2:09.968</i>	<i>1:34.000</i>	<i>1:09.073</i>	<i>170.9</i>

30 10 James CHAWKE

SSP Behind 18.942

Best Time 4:53.238 Best Speed 110.122 On 3 Gp

Lap	Lap Time	Lap Speed	Sector 1	Sector 2	Sector 3	Speed Trap
1	5:32.474	95.610		1:35.739	1:09.540	167.9
2	4:55.755	109.185	2:11.014	1:34.702	1:10.039	164.2
3	4:53.238	110.122	2:10.303	1:34.601	1:08.334	165.0
4	4:55.754	109.185	2:10.303	1:35.601	1:09.850	164.6
5	4:56.149	109.040		2:09.208	1:34.971	164.6
6	12:51.059	41.880		1:37.969	1:09.862	164.2
7	4:58.498	108.182	2:13.037	1:36.217	1:09.244	163.4
8	4:57.271	108.628	2:11.755	1:36.159	1:09.357	163.0
<i>Ideal</i>	<i>4:52.143</i>	<i>110.535</i>	<i>2:09.208</i>	<i>1:34.601</i>	<i>1:08.334</i>	<i>167.9</i>

Qualifying Classification

Position

31	80 Barry FURBER	SSP	Behind	19.272		
Best Time	4:53.568	Best Speed	109.998	On 4 Gp		
Lap	Lap Time	Lap Speed	Sector 1	Sector 2	Sector 3	Speed Trap
1	6:00.599	88.153	1:37.733	1:10.222	172.2	
2	4:59.292	107.895	2:10.330	1:39.675	1:09.287	169.2
3	4:55.402	109.315	2:11.581	1:34.514	1:09.307	172.2
4	4:53.568	109.998	2:09.744	1:34.384	1:09.440	168.3
<i>Ideal</i>	<i>4:53.415</i>	<i>110.056</i>	<i>2:09.744</i>	<i>1:34.384</i>	<i>1:09.287</i>	<i>172.2</i>

32 Daniel INGHAM

	SSP	Behind	19.976			
Best Time	4:54.272	Best Speed	109.735			
On	7	Gp				
Lap	Lap Time	Lap Speed	Sector 1	Sector 2	Sector 3	Speed Trap
1	6:18.854	83.906	1:38.326	1:12.027	160.3	
2	5:02.205	106.855	2:12.664	1:36.362	1:13.179	166.7
3	5:01.673	107.043	2:14.653	1:37.129	1:09.891	169.6
4	4:57.462	108.558	2:10.244	1:37.548	1:09.670	156.2
5	4:55.256	109.369	2:09.552	1:36.373	1:09.331	166.2
6	4:57.606	108.506	2:11.099	1:37.309	1:09.198	165.8
7	4:54.272	109.735	2:10.552	1:34.706	1:09.014	168.7
8	5:11.105	103.798	2:17.501	1:39.946	1:13.658	159.6
9	4:58.327	108.244	2:10.235	1:35.822		168.3
<i>Ideal</i>	<i>4:53.272</i>	<i>110.109</i>	<i>2:09.552</i>	<i>1:34.706</i>	<i>1:09.014</i>	<i>169.6</i>

33 52 Jamie CRINGLE

	SSP	Behind	20.767			
Best Time	4:55.063	Best Speed	109.441			
On	2	Gp				
Lap	Lap Time	Lap Speed	Sector 1	Sector 2	Sector 3	Speed Trap
1	5:34.927	94.910		1:34.615	1:10.834	167.9
2	4:55.063	109.441	2:09.982	1:34.815	1:10.266	170.0
3	5:05.118	105.834	2:09.437	1:41.343		168.7
4	11:50.173	45.471		1:38.526	1:12.227	168.3
5	5:01.605	107.067	2:12.577	1:37.625	1:11.403	166.2
6	5:00.677	107.398	2:11.551	1:38.153	1:10.973	165.4
7	4:57.049	108.709	2:09.909	1:36.500	1:10.640	167.5
8	4:56.238	109.007	2:09.925	1:36.186	1:10.127	167.5
<i>Ideal</i>	<i>4:54.179</i>	<i>109.770</i>	<i>2:09.437</i>	<i>1:34.615</i>	<i>1:10.127</i>	<i>170.0</i>

Qualifying Classification

Position

34	32 Martin MORRIS	SSP	Behind	22.394		
Best Time	4:56.690	Best Speed	108.841	On 3 Gp		
Lap	Lap Time	Lap Speed	Sector 1	Sector 2	Sector 3	Speed Trap
1	6:09.847	85.949		1:38.878	1:15.527	172.2
2	5:01.885	106.968	2:16.649	1:34.940	1:10.296	163.8
3	4:56.690	108.841	2:12.153	1:34.866	1:09.671	168.3
4	4:59.210	107.924	2:09.974	1:36.577	1:12.659	166.7
5	5:06.060	105.509	2:11.908	1:34.820		167.9
6	22:54.265	23.498		1:35.557	1:10.444	170.0
<i>Ideal</i>	<i>4:54.465</i>	<i>109.663</i>	<i>2:09.974</i>	<i>1:34.820</i>	<i>1:09.671</i>	<i>172.2</i>

35 40 Rhys HARDISTY

	SSP	Behind	22.814			
Best Time	4:57.110	Best Speed	108.687			
On	3	Gp				
Lap	Lap Time	Lap Speed	Sector 1	Sector 2	Sector 3	Speed Trap
1	12:19.342	42.995		1:36.755	1:12.092	169.6
2	5:00.696	107.391	2:11.748	1:36.467	1:12.481	170.9
3	4:57.110	108.687	2:09.707	1:36.613	1:10.790	168.7
4	5:00.134	107.592	2:12.164	1:37.241	1:10.729	168.7
5	4:58.687	108.113	2:11.710	1:36.688	1:10.289	168.3
6	4:58.756	108.088	2:12.352	1:36.119	1:10.285	168.3
<i>Ideal</i>	<i>4:56.111</i>	<i>109.054</i>	<i>2:09.707</i>	<i>1:36.119</i>	<i>1:10.285</i>	<i>170.9</i>

36 109 Neil KERNOHAN

	SSP	Behind	27.130			
Best Time	5:01.426	Best Speed	107.131			
On	3	Gp				
Lap	Lap Time	Lap Speed	Sector 1	Sector 2	Sector 3	Speed Trap
1	8:28.101	62.562		1:36.949	1:12.017	160.7
2	5:02.084	106.897	2:14.080	1:37.116	1:10.888	162.6
3	5:01.426	107.131	2:13.493	1:37.445	1:10.488	163.8
4	5:14.861	102.560	2:19.179	1:39.019		165.0
<i>Ideal</i>	<i>5:00.930</i>	<i>107.307</i>	<i>2:13.493</i>	<i>1:36.949</i>	<i>1:10.488</i>	<i>165.0</i>

SUPERSPORT

Q7: Second Qualifying

Thursday, 08 May 2025

DETAILED SECTOR ANALYSIS

Qualifying Classification

Position

37 73 David BROOK

SSP Behind 28.055

Best Time 5:02.351 Best Speed 106.803 On 3 Gp

Lap	Lap Time	Lap Speed	Sector 1	Sector 2	Sector 3	Speed Trap
1	9:38.322	54.966		1:38.860	1:12.994	162.2
2	5:04.707	105.977	2:14.947	1:36.555	1:13.205	168.3
3	5:02.351	106.803	2:12.919	1:37.600	1:11.832	164.6
4	5:13.442	103.024	2:22.568	1:38.156	1:12.718	162.2
5	5:04.582	106.021	2:13.857	1:37.910	1:12.815	164.2
6	5:05.925	105.555	2:13.565	1:37.742		163.0
<i>Ideal</i>	<i>5:01.306</i>	<i>107.173</i>	<i>2:12.919</i>	<i>1:36.555</i>	<i>1:11.832</i>	<i>168.3</i>

38 38 Paul WILLIAMS

SSP Behind 28.113

Best Time 5:02.409 Best Speed 106.783 On 4 Gp

Lap	Lap Time	Lap Speed	Sector 1	Sector 2	Sector 3	Speed Trap
1	5:40.904	93.246		1:37.770	1:12.184	159.9
2	5:03.706	106.327	2:15.380	1:37.050	1:11.276	167.5
3	5:02.816	106.639	2:13.898	1:37.956	1:10.962	167.5
4	5:02.409	106.783	2:13.822	1:37.558	1:11.029	163.8
5	5:04.376	106.092	2:13.389	1:38.392		161.9
<i>Ideal</i>	<i>5:01.401</i>	<i>107.140</i>	<i>2:13.389</i>	<i>1:37.050</i>	<i>1:10.962</i>	<i>167.5</i>

39 19 Wayne BOURGEOIS

SSP Behind 28.142

Best Time 5:02.438 Best Speed 106.772 On 3 Gp

Lap	Lap Time	Lap Speed	Sector 1	Sector 2	Sector 3	Speed Trap
1	6:08.888	86.172		1:41.480		153.0
2	6:13.122	86.545		1:37.461	1:11.838	150.6
3	5:02.438	106.772	2:13.661	1:36.623	1:12.154	170.9
4	5:06.901	105.220	2:16.438	1:38.190	1:12.273	167.1
5	5:15.292	102.419	2:16.233	1:42.192		169.2
6	11:07.220	48.398		1:37.114	1:11.890	172.2
7	5:02.990	106.578	2:14.009	1:37.314	1:11.667	170.5
8	5:21.178	100.542	2:21.856	1:42.651		163.0
<i>Ideal</i>	<i>5:01.951</i>	<i>106.945</i>	<i>2:13.661</i>	<i>1:36.623</i>	<i>1:11.667</i>	<i>172.2</i>

Qualifying Classification

Position

40 369 Tiziano ROSATI

SSP Behind 28.946

Best Time 5:03.242 Best Speed 106.489 On 4 Gp

Lap	Lap Time	Lap Speed	Sector 1	Sector 2	Sector 3	Speed Trap
1	11:36.356	45.649		1:40.259	1:13.835	169.6
2	5:06.141	105.481	2:14.447	1:39.159	1:12.535	174.4
3	5:03.809	106.290	2:11.934	1:38.965	1:12.910	169.6
4	5:03.242	106.489	2:12.614	1:37.815	1:12.813	171.3
5	5:05.919	105.557	2:13.412	1:39.507	1:13.000	166.2
<i>Ideal</i>	<i>5:02.284</i>	<i>106.827</i>	<i>2:11.934</i>	<i>1:37.815</i>	<i>1:12.535</i>	<i>174.4</i>

41 69 Yann GALLI

SSP Behind 29.332

Best Time 5:03.628 Best Speed 106.354 On 4 Gp

Lap	Lap Time	Lap Speed	Sector 1	Sector 2	Sector 3	Speed Trap
1	6:08.833	86.185		1:41.595	1:14.870	168.3
2	5:11.953	103.516	2:18.123	1:40.350	1:13.480	164.2
3	5:06.897	105.221	2:16.939	1:38.054	1:11.904	169.2
4	5:03.628	106.354	2:13.030	1:38.601	1:11.997	165.8
5	5:06.343	105.411	2:14.954	1:38.870		165.4
6	7:08.022	75.445		1:37.855	1:11.847	166.7
7	5:04.605	106.013	2:15.498	1:37.435	1:11.672	168.3
8	5:07.464	105.027	2:15.485	1:38.518		166.2
<i>Ideal</i>	<i>5:02.137</i>	<i>106.879</i>	<i>2:13.030</i>	<i>1:37.435</i>	<i>1:11.672</i>	<i>169.2</i>

42 91 Graham McALEESE

SSP Behind 29.665

Best Time 5:03.961 Best Speed 106.237 On 6 Gp

Lap	Lap Time	Lap Speed	Sector 1	Sector 2	Sector 3	Speed Trap
1	5:52.590	90.156		1:37.393	1:14.302	169.6
2	5:04.715	105.974	2:14.206	1:37.061	1:13.448	170.9
3	5:04.237	106.141	2:13.847	1:37.577	1:12.813	169.2
4	5:07.220	105.110	2:13.414	1:39.002		168.3
5	12:36.146	42.706			13:50.950	168.7
6	5:03.961	106.237	2:13.420	1:37.589	1:12.952	168.7
7	5:07.999	104.844	2:12.929	1:39.052		169.2
<i>Ideal</i>	<i>5:02.803</i>	<i>106.644</i>	<i>2:12.929</i>	<i>1:37.061</i>	<i>1:12.813</i>	<i>170.9</i>

Qualifying Classification

Position

43 **50 Darragh CREAN**

SSP Behind **31.968**

Best Time **5:06.264** Best Speed **105.438** On **3** Gp

Lap	Lap Time	Lap Speed	Sector 1	Sector 2	Sector 3	Speed Trap
1	5:51.239	90.502	1:37.867	1:14.554	155.9	
2	5:07.190	105.121	2:16.119	1:37.736	1:13.335	162.6
3	5:06.264	105.438	2:13.814	1:36.958	1:15.492	165.4
<i>Ideal</i>	<i>5:04.107</i>	<i>106.186</i>	<i>2:13.814</i>	<i>1:36.958</i>	<i>1:13.335</i>	<i>165.4</i>

44 **88 Sean McTAGGART**

SSP Behind **32.612**

Best Time **5:06.908** Best Speed **105.217** On **5** Gp

Lap	Lap Time	Lap Speed	Sector 1	Sector 2	Sector 3	Speed Trap
1	6:00.261	88.236	1:39.649	1:12.809	159.9	
2	5:10.695	103.935	2:18.393	1:39.607	1:12.695	161.1
3	5:08.643	104.626	2:17.347	1:39.397	1:11.899	161.5
4	5:06.992	105.188	2:15.503	1:39.497	1:11.992	163.8
5	5:06.908	105.217	2:15.600	1:39.117	1:12.191	160.3
6	5:13.136	103.125	2:16.786	1:40.956		160.7
<i>Ideal</i>	<i>5:06.519</i>	<i>105.351</i>	<i>2:15.503</i>	<i>1:39.117</i>	<i>1:11.899</i>	<i>163.8</i>

45 **45 Andy HORNBLY**

SSP Behind **33.255**

Best Time **5:07.551** Best Speed **104.997** On **3** Gp

Lap	Lap Time	Lap Speed	Sector 1	Sector 2	Sector 3	Speed Trap
1	7:06.716	74.495	1:40.588	1:15.098	163.4	
2	5:13.495	103.006	2:19.329	1:39.901	1:14.265	160.7
3	5:07.551	104.997	2:15.791	1:38.681	1:13.079	162.2
4	5:07.594	104.983	2:16.098	1:38.585	1:12.911	163.0
5	5:08.996	104.506	2:16.011	1:39.393	1:13.592	160.3
6	5:08.225	104.768	2:14.435	1:38.256		160.7
<i>Ideal</i>	<i>5:05.602</i>	<i>105.667</i>	<i>2:14.435</i>	<i>1:38.256</i>	<i>1:12.911</i>	<i>163.4</i>

Qualifying Classification

Position

46 **44 Liam CHAWKE**

SSP Behind **33.934**

Best Time **5:08.230** Best Speed **104.766** On **6** Gp

Lap	Lap Time	Lap Speed	Sector 1	Sector 2	Sector 3	Speed Trap
1	6:06.195	86.806		1:41.400	1:14.467	167.5
2	5:10.821	103.893	2:17.833	1:39.949	1:13.039	167.5
3	5:08.526	104.665	2:16.066	1:39.474	1:12.986	167.9
4	5:13.496	103.006	2:15.948	1:40.280		165.8
5	15:13.001	35.369		1:40.375	1:12.753	165.0
6	5:08.230	104.766	2:15.341	1:40.173	1:12.716	164.6
7	5:10.358	104.048	2:15.774	1:40.867	1:13.717	164.6
<i>Ideal</i>	<i>5:07.531</i>	<i>105.004</i>	<i>2:15.341</i>	<i>1:39.474</i>	<i>1:12.716</i>	<i>167.9</i>

47 **93 Paul CRANSTON**

SSP Behind **34.266**

Best Time **5:08.562** Best Speed **104.653** On **6** Gp

Lap	Lap Time	Lap Speed	Sector 1	Sector 2	Sector 3	Speed Trap
1	7:34.418	69.953		1:43.274	1:15.201	158.1
2	5:13.421	103.031	2:18.165	1:41.432	1:13.824	158.1
3	5:10.206	104.099	2:17.369	1:40.342	1:12.495	159.6
4	5:10.437	104.021	2:17.541	1:40.455	1:12.441	159.2
5	5:10.235	104.089	2:16.905	1:40.520	1:12.810	160.7
6	5:08.562	104.653	2:17.025	1:39.209	1:12.328	158.1
7	5:09.960	104.181	2:16.465	1:39.589		158.8
<i>Ideal</i>	<i>5:08.002</i>	<i>104.843</i>	<i>2:16.465</i>	<i>1:39.209</i>	<i>1:12.328</i>	<i>160.7</i>

48 **26 Dennis BOOTH**

SSP Behind **35.418**

Best Time **5:09.714** Best Speed **104.264** On **3** Gp

Lap	Lap Time	Lap Speed	Sector 1	Sector 2	Sector 3	Speed Trap
1	6:07.490	86.500		1:41.598	1:16.373	151.0
2	5:12.898	103.203	2:18.343	1:40.526	1:14.029	167.1
3	5:09.714	104.264	2:16.756	1:39.366	1:13.592	168.7
4	5:15.520	102.345	2:17.552	1:40.153		165.4
<i>Ideal</i>	<i>5:09.714</i>	<i>104.264</i>	<i>2:16.756</i>	<i>1:39.366</i>	<i>1:13.592</i>	<i>168.7</i>

SUPERSPORT

Q7: Second Qualifying

Thursday, 08 May 2025

DETAILED SECTOR ANALYSIS

Qualifying Classification

Position

49 90 Craig KENNELLY

SSP Behind 40.013

Best Time 5:14.309 Best Speed 102.740 On 6 Gp

Lap	Lap Time	Lap Speed	Sector 1	Sector 2	Sector 3	Speed Trap
1	6:11.585	85.547		1:44.148	1:18.439	161.5
2	5:19.518	101.065	2:21.823	1:41.969	1:15.726	159.9
3	5:17.935	101.568	2:20.422	1:42.302	1:15.211	161.1
4	5:24.453	99.528	2:16.010	1:49.236	1:19.207	159.2
5	5:15.456	102.366	2:18.745	1:41.324	1:15.387	162.2
6	5:14.309	102.740	2:18.588	1:40.582	1:15.139	160.7
7	6:01.175	89.408	2:45.628	1:53.901		146.4
<i>Ideal</i>	<i>5:11.731</i>	<i>103.589</i>	<i>2:16.010</i>	<i>1:40.582</i>	<i>1:15.139</i>	<i>162.2</i>

50 43 Stephen DEGNAN

SSP Behind 41.819

Best Time 5:16.115 Best Speed 102.153 On 3 Gp

Lap	Lap Time	Lap Speed	Sector 1	Sector 2	Sector 3	Speed Trap
1	7:10.729	73.800		1:43.776	1:16.559	157.7
2	5:18.551	101.372	2:21.661	1:41.316	1:15.574	155.9
3	5:16.115	102.153	2:19.570	1:40.942	1:15.603	159.2
4	5:16.312	102.089	2:19.526	1:41.740	1:15.046	159.2
5	5:25.743	99.133	2:19.169	1:48.200	1:18.374	159.9
6	5:16.566	102.007	2:18.914	1:41.633	1:16.019	160.7
7	5:34.272	96.604	2:23.553	1:46.643		150.6
<i>Ideal</i>	<i>5:14.902</i>	<i>102.546</i>	<i>2:18.914</i>	<i>1:40.942</i>	<i>1:15.046</i>	<i>160.7</i>

51 75 Austen WEBSTER

SSP Behind 45.606

Best Time 5:19.902 Best Speed 100.943 On 4 Gp

Lap	Lap Time	Lap Speed	Sector 1	Sector 2	Sector 3	Speed Trap
1	6:35.714	80.331		1:45.127	1:17.458	157.3
2	5:25.514	99.203	2:26.132	1:43.390	1:15.992	153.0
3	5:19.961	100.925	2:21.219	1:43.605	1:15.137	157.3
4	5:19.902	100.943	2:21.313	1:43.254	1:15.335	156.2
5	5:22.197	100.224	2:20.964	1:43.449		153.0
6	19:06.545	28.165		1:47.258	1:15.444	153.7
<i>Ideal</i>	<i>5:19.355</i>	<i>101.116</i>	<i>2:20.964</i>	<i>1:43.254</i>	<i>1:15.137</i>	<i>157.3</i>

Qualifying Classification

Position

52 66 Alan JOHNSTON

SSP Behind 46.749

Best Time 5:21.045 Best Speed 100.584 On 2 Gp

Lap	Lap Time	Lap Speed	Sector 1	Sector 2	Sector 3	Speed Trap
1	7:33.877	70.037		1:45.488	1:17.176	159.2
2	5:21.045	100.584	2:21.111	1:42.543	1:17.391	160.3
3	5:24.117	99.631	2:22.196	1:44.003		158.4
4	8:04.823	66.606		1:43.937	1:16.056	165.8
5	5:28.392	98.334	2:23.536	1:46.030	1:18.826	160.7
6	5:27.237	98.681	2:22.490	1:46.609		161.5
7	9:14.539	58.232		1:43.855	1:18.191	167.9
<i>Ideal</i>	<i>5:19.710</i>	<i>101.004</i>	<i>2:21.111</i>	<i>1:42.543</i>	<i>1:16.056</i>	<i>167.9</i>

Non Qualifiers

Position

828 Richard KAY

SSP Behind 52.338

Best Time 5:26.634 Best Speed 98.863 On 8 Gp

Lap	Lap Time	Lap Speed	Sector 1	Sector 2	Sector 3	Speed Trap
1	7:03.133	75.125		1:48.288	1:19.879	147.0
2	5:33.536	96.817	2:28.293	1:47.507	1:17.736	148.0
3	5:30.402	97.735	2:26.364	1:46.658	1:17.380	148.6
4	5:28.531	98.292	2:24.504	1:47.080	1:16.947	147.3
5	5:30.184	97.800	2:24.991	1:46.671		151.6
6	10:29.277	51.316		1:44.689	1:22.275	148.6
7	5:26.791	98.815	2:24.130	1:46.528	1:16.133	149.6
8	5:26.634	98.863	2:23.568	1:45.399	1:17.667	150.0
<i>Ideal</i>	<i>5:24.390</i>	<i>99.547</i>	<i>2:23.568</i>	<i>1:44.689</i>	<i>1:16.133</i>	<i>151.6</i>

123 Johnny STEWART

SSP Behind 1:17.967

Best Time 5:52.263 Best Speed 91.670 On 1 Gp

Lap	Lap Time	Lap Speed	Sector 1	Sector 2	Sector 3	Speed Trap
1	5:52.263	90.239		1:37.341	1:13.496	174.4
<i>Ideal</i>	<i>0.000</i>	<i>0.000</i>		<i>1:37.341</i>	<i>1:13.496</i>	<i>174.4</i>

BRIGGS EQUIPMENT NORTH WEST 200

SUPERSPORT

Q7: Second Qualifying

SECTOR ANALYSIS

Perfect Lap (sum of best sectors) = 4:33.297



SECTOR 1			SECTOR 2		SECTOR 3		IDEAL / BEST					
FINISH - BALLYALLY			BALLYALLY - METROPOLE		METROPOLE - FINISH		COMPARISON					
Pos	No	Name	Time	No	Name	Time	Pos	No	Name	Ideal Time	Best Time	Diff
1	3	Dean HARRISON	2:00.848	47	Richard COOPER	1:28.237	3	Dean HARRISON	1:04.212	4:33.893	4:34.296	0.403
2	47	Richard COOPER	2:00.953	3	Dean HARRISON	1:28.833	47	Richard COOPER	1:04.667	4:33.857	4:34.400	0.543
3	1	Davey TODD	2:01.200	1	Davey TODD	1:29.278	1	Davey TODD	1:04.693	4:35.171	4:35.725	0.554
4	6	Michael DUNLOP	2:01.325	6	Michael DUNLOP	1:29.355	22	Paul JORDAN	1:04.750	4:36.170	4:36.170	0.000
5	36	Jamie COWARD	2:02.245	666	Peter HICKMAN	1:29.897	56	Adam McLEAN	1:04.779	4:37.220	4:37.418	0.198
6	666	Peter HICKMAN	2:02.497	16	Mike BROWNE	1:29.938	666	Peter HICKMAN	1:04.826	4:37.697	4:37.697	0.000
7	16	Mike BROWNE	2:02.558	36	Jamie COWARD	1:30.056	36	Jamie COWARD	1:05.037	4:38.086	4:38.140	0.054
8	22	Paul JORDAN	2:02.645	56	Adam McLEAN	1:30.289	6	Michael DUNLOP	1:05.490	4:37.338	4:38.606	1.268
9	34	Alastair SEELEY	2:02.917	22	Paul JORDAN	1:30.302	18	Michael EVANS	1:05.606	4:38.181	4:39.128	0.947
10	56	Adam McLEAN	2:03.018	34	Alastair SEELEY	1:30.521	16	Mike BROWNE	1:05.685	4:39.142	4:39.142	0.000
11	7	Josh BROOKES	2:03.520	199	Pierre Yves BIAN	1:30.670	34	Alastair SEELEY	1:05.704	4:40.745	4:40.745	0.000
12	12	Ian HUTCHINSON	2:03.619	18	Michael EVANS	1:30.966	12	Ian HUTCHINSON	1:05.920	4:41.245	4:41.318	0.073
13	199	Pierre Yves BIAN	2:03.961	7	Josh BROOKES	1:31.128	99	Jeremy McWILLIAMS	1:06.172	4:40.893	4:41.436	0.543
14	18	Michael EVANS	2:04.321	65	Michael SWEENEY	1:31.137	11	Conor CUMMINS	1:06.385	4:41.255	4:42.520	1.265
15	11	Conor CUMMINS	2:04.635	12	Ian HUTCHINSON	1:31.206	65	Michael SWEENEY	1:06.480	4:42.312	4:42.763	0.451
16	65	Michael SWEENEY	2:04.695	99	Jeremy McWILLIAMS	1:31.405	7	Josh BROOKES	1:06.597	4:42.910	4:43.213	0.303
17	99	Jeremy McWILLIAMS	2:05.251	11	Conor CUMMINS	1:31.890	199	Pierre Yves BIAN	1:06.624	4:42.828	4:43.477	0.649
18	15	Nathan HARRISON	2:06.063	89	Mark CONLIN	1:31.945	15	Nathan HARRISON	1:06.731	4:45.746	4:46.616	0.870
19	14	Ilja CALJOUW	2:07.116	23	Kevin KEYES	1:32.333	23	Kevin KEYES	1:07.676	4:48.477	4:48.477	0.000
20	30	Jonathan GOETSCHY	2:07.219	15	Nathan HARRISON	1:32.952	59	Darryl TWEED	1:07.850	4:48.911	4:48.911	0.000
21	384	Mauro PONCINI	2:07.248	8	Christian ELKIN	1:32.965	384	Mauro PONCINI	1:08.044	4:48.951	4:49.005	0.054
22	8	Christian ELKIN	2:07.383	384	Mauro PONCINI	1:33.185	10	James CHAWKE	1:08.334	4:49.043	4:49.043	0.000
23	89	Mark CONLIN	2:07.413	30	Jonathan GOETSCHY	1:33.193	42	Jonathan PERRY	1:08.377	4:48.526	4:49.669	1.143
24	59	Darryl TWEED	2:07.472	59	Darryl TWEED	1:33.629	30	Jonathan GOETSCHY	1:08.499	4:49.270	4:50.494	1.224
25	222	Michael GAHAN	2:07.661	42	Jonathan PERRY	1:33.831	8	Christian ELKIN	1:08.695	4:49.962	4:50.804	0.842
26	39	Allann VENTER	2:08.048	14	Ilja CALJOUW	1:33.919	39	Allann VENTER	1:08.853	4:51.112	4:51.112	0.000
27	23	Kevin KEYES	2:08.517	20	Andrea MAJOLA	1:34.000	14	Ilja CALJOUW	1:08.927	4:51.408	4:51.408	0.000
28	42	Jonathan PERRY	2:09.200	39	Allann VENTER	1:34.211	35	Daniel INGHAM	1:09.014	4:52.974	4:52.974	0.000
29	10	James CHAWKE	2:09.208	80	Barry FURBER	1:34.384	20	Andrea MAJOLA	1:09.073	4:53.041	4:53.041	0.000
30	52	Jamie CRINGLE	2:09.437	10	James CHAWKE	1:34.601	80	Barry FURBER	1:09.287	4:52.143	4:53.238	1.095
31	35	Daniel INGHAM	2:09.552	52	Jamie CRINGLE	1:34.615	222	Michael GAHAN	1:09.601	4:53.415	4:53.568	0.153
32	40	Rhys HARDISTY	2:09.707	35	Daniel INGHAM	1:34.706	32	Martin MORRIS	1:09.671	4:53.272	4:54.272	1.000
33	80	Barry FURBER	2:09.744	32	Martin MORRIS	1:34.820	89	Mark CONLIN	1:09.912	4:54.179	4:55.063	0.884
34	20	Andrea MAJOLA	2:09.968	222	Michael GAHAN	1:35.712	52	Jamie CRINGLE	1:10.127	4:54.465	4:56.690	2.225
35	32	Martin MORRIS	2:09.974	40	Rhys HARDISTY	1:36.119	40	Rhys HARDISTY	1:10.285	4:56.111	4:57.110	0.999
36	369	Tiziano ROSATI	2:11.934	73	David BROOK	1:36.555	109	Neil KERNOHAN	1:10.488	5:00.930	5:01.426	0.496
37	73	David BROOK	2:12.919	19	Wayne BOURGEOIS	1:36.623	38	Paul WILLIAMS	1:10.962	5:01.306	5:02.351	1.045
38	91	Graham McALEESE	2:12.929	109	Neil KERNOHAN	1:36.949	19	Wayne BOURGEOIS	1:11.667	5:01.401	5:02.409	1.008
39	69	Yann GALLI	2:13.030	50	Darragh CREAN	1:36.958	69	Yann GALLI	1:11.672	5:01.951	5:02.438	0.487
40	38	Paul WILLIAMS	2:13.389	38	Paul WILLIAMS	1:37.050	73	David BROOK	1:11.832	5:02.284	5:03.242	0.958
41	109	Neil KERNOHAN	2:13.493	91	Graham McALEESE	1:37.061	88	Sean McTAGGART	1:11.899	5:02.137	5:03.628	1.491
42	19	Wayne BOURGEOIS	2:13.661	123	Johnny STEWART	1:37.341	93	Paul CRANSTON	1:12.328	5:02.803	5:03.961	1.158
43	50	Darragh CREAN	2:13.814	69	Yann GALLI	1:37.435	369	Tiziano ROSATI	1:12.535	5:04.107	5:06.264	2.157
44	45	Andy HORNBY	2:14.435	369	Tiziano ROSATI	1:37.815	44	Liam CHAWKE	1:12.716	5:06.519	5:06.908	0.389
45	44	Liam CHAWKE	2:15.341	45	Andy HORNBY	1:38.256	91	Graham McALEESE	1:12.813	5:05.602	5:07.551	1.949
46	88	Sean McTAGGART	2:15.503	88	Sean McTAGGART	1:39.117	45	Andy HORNBY	1:12.911	5:07.531	5:08.230	0.699
47	90	Craig KENNELLY	2:16.010	93	Paul CRANSTON	1:39.209	50	Darragh CREAN	1:13.335	5:08.002	5:08.562	0.560
48	93	Paul CRANSTON	2:16.465	26	Dennis BOOTH	1:39.366	123	Johnny STEWART	1:13.496	5:09.714	5:09.714	0.000
49	26	Dennis BOOTH	2:16.756	44	Liam CHAWKE	1:39.474	26	Dennis BOOTH	1:13.592	5:11.731	5:14.309	2.578
50	43	Stephen DEGNAN	2:18.914	90	Craig KENNELLY	1:40.582	43	Stephen DEGNAN	1:15.046	5:14.902	5:16.115	1.213
51	75	Austen WEBSTER	2:20.964	43	Stephen DEGNAN	1:40.942	75	Austen WEBSTER	1:15.137	5:19.355	5:19.902	0.547
52	66	Alan JOHNSTON	2:21.111	66	Alan JOHNSTON	1:42.543	90	Craig KENNELLY	1:15.139	5:19.710	5:21.045	1.335
53	828	Richard KAY	2:23.568	75	Austen WEBSTER	1:43.254	66	Alan JOHNSTON	1:16.056	5:24.390	5:26.634	2.244
				828	Richard KAY	1:44.689	828	Richard KAY	1:16.133			



BRIGGS EQUIPMENT NORTH WEST 200

SUPERSPORT

Q7: Second Qualifying

Thursday, 08 May 2025



NW200

SPEED TRAP ON APPROACH TO UNIVERSITY

Class	No/Name	Fastest	Lap 1	Lap 2	Lap 3	Lap 4	Lap 5	Lap 6	Lap 7	Lap 8	Lap 9	Lap 10	Lap 11	Lap 12
SSP	3 Dean HARRISON	182.5	179.1	182.5	181.0	179.1	180.0	169.2	177.7	178.1	181.0			
SSP	47 Richard COOPER	182.5	182.5	181.0	180.0	173.1	175.3	178.6	178.6	181.0				
SSP	16 Mike BROWNE	182.0	175.8	176.7	182.0	177.2	179.1	178.6	178.6	178.6				
SSP	1 Davey TODD	181.0	177.7	177.7	180.5	174.9	181.0	178.1	178.1					
SSP	6 Michael DUNLOP	180.5	176.3	179.1	168.7	177.2	180.0	180.5	178.6					
SSP	89 Mark CONLIN	180.5	180.5	178.1	175.3	173.1								
SSP	666 Peter HICKMAN	180.0	173.5	180.0	179.1	176.3	172.6	174.0	174.9					
SSP	36 Jamie COWARD	177.7	174.4	176.7	177.7	172.2	175.8	176.3	175.8					
SSP	56 Adam McLEAN	177.2	172.2	173.1	177.2	172.6	173.5	174.4	173.5	173.1	170.0	175.8		
SSP	18 Michael EVANS	177.2	177.2	169.6	175.3	176.7	174.9	175.8	174.0	176.7				
SSP	30 Jonathan GOETSCHY	176.7	174.9	172.6	174.9	172.6	174.4	174.4	176.7					
SSP	11 Conor CUMMINS	176.3	173.1	176.3	167.5	172.2	171.8	172.2						
SSP	7 Josh BROOKES	176.3	174.0	176.3	174.4	174.0	174.4	174.0	174.0					
SSP	12 Ian HUTCHINSON	176.3	174.0	176.3	170.5	171.3	170.9	167.5						
SSP	199 Pierre Yves BIAN	175.8	169.6	175.3	174.9	170.5	169.6	172.2	175.8	171.8				
SSP	23 Kevin KEYES	175.8	175.8	169.6	170.0	166.7	170.9	173.5	170.9	170.9				
SSP	34 Alastair SEELEY	175.8	169.6	165.0	175.8	171.3	170.9							
SSP	14 Iija CALJOUW	174.9	173.1	174.0	174.9	172.6	173.1	171.8	173.1	132.3				
SSP	99 Jeremy McWILLIAMS	174.9	174.9	170.5	167.1	171.8	171.3	169.6	173.5					
SSP	123 Johnny STEWART	174.4	174.4											
SSP	369 Tiziano ROSATI	174.4	169.6	174.4	169.6	171.3	166.2							
SSP	8 Christian ELKIN	174.4	172.2	174.4	174.4									
SSP	65 Michael SWEENEY	174.4	170.9	171.8	165.4	174.4	171.3							
SSP	22 Paul JORDAN	174.4	174.0	174.4	174.4	172.2	173.1	172.6	172.2	173.5				
SSP	384 Mauro PONCINI	174.0	167.1	166.2	174.0	167.1	170.0	169.6	168.7	172.6				
SSP	32 Martin MORRIS	172.2	172.2	163.8	168.3	166.7	167.9	170.0						
SSP	80 Barry FURBER	172.2	172.2	169.2	172.2	168.3								
SSP	19 Wayne BOURGEOIS	172.2	153.0	150.6	170.9	167.1	169.2	172.2	170.5	163.0				
SSP	20 Andrea MAJOLA	170.9	167.9	163.4	170.9	169.2	167.9							
SSP	91 Graham McALEESE	170.9	169.6	170.9	169.2	168.3	168.7	168.7	169.2					
SSP	40 Rhys HARDISTY	170.9	169.6	170.9	168.7	168.7	168.3	168.3						
SSP	15 Nathan HARRISON	170.5	167.1	170.5	166.7	165.8	165.8	165.8	169.2					
SSP	52 Jamie CRINGLE	170.0	167.9	170.0	168.7	168.3	166.2	165.4	167.5	167.5				
SSP	35 Daniel INGHAM	169.6	160.3	166.7	169.6	156.2	166.2	165.8	168.7	159.6	168.3			
SSP	69 Yann GALLI	169.2	168.3	164.2	169.2	165.8	165.4	166.7	168.3	166.2				
SSP	39 Allann VENTER	169.2	167.5	169.2	167.5	166.7	169.2	168.3	167.5	168.7				
SSP	42 Jonathan PERRY	168.7	161.5	163.0	168.3	159.6	165.0	165.0	168.7	163.0				
SSP	26 Dennis BOOTH	168.7	151.0	167.1	168.7	165.4								
SSP	59 Darryl TWEED	168.7	166.2	168.7	167.1	167.1	166.7							
SSP	73 David BROOK	168.3	162.2	168.3	164.6	162.2	164.2	163.0						
SSP	66 Alan JOHNSTON	167.9	159.2	160.3	158.4	165.8	160.7	161.5	167.9					
SSP	44 Liam CHAWKE	167.9	167.5	167.5	167.9	165.8	165.0	164.6	164.6					
SSP	10 James CHAWKE	167.9	167.9	164.2	165.0	164.6	164.6	164.2	163.4	163.0				
SSP	38 Paul WILLIAMS	167.5	159.9	167.5	167.5	163.8	161.9							
SSP	222 Michael GAHAN	166.7	163.0	164.6	165.0	159.6	165.0	166.7						
SSP	50 Darragh CREAM	165.4	155.9	162.6	165.4									
SSP	109 Neil KERNOHAN	165.0	160.7	162.6	163.8	165.0								
SSP	88 Sean McTAGGART	163.8	159.9	161.1	161.5	163.8	160.3	160.7						
SSP	45 Andy HORNBY	163.4	163.4	160.7	162.2	163.0	160.3	160.7						
SSP	90 Craig KENNELLY	162.2	161.5	159.9	161.1	159.2	162.2	160.7	146.4					
SSP	93 Paul CRANSTON	160.7	158.1	158.1	159.6	159.2	160.7	158.1	158.8					




SPEED TRAP
ON APPROACH TO UNIVERSITY

Class	No/Name	Fastest	Lap 1	Lap 2	Lap 3	Lap 4	Lap 5	Lap 6	Lap 7	Lap 8	Lap 9	Lap 10	Lap 11	Lap 12
SSP	43 Stephen DEGNAN	160.7	157.7	155.9	159.2	159.2	159.9	<u>160.7</u>	150.6					
SSP	75 Austen WEBSTER	157.3	<u>157.3</u>	153.0	<u>157.3</u>	156.2	153.0	153.7						
SSP	828 Richard KAY	151.6	147.0	148.0	148.6	147.3	<u>151.6</u>	148.6	149.6	150.0				

Pos	Class	No	Name	-----Best Time / Qual Laps-----			Overall Best Time / Speed /	
				Session A	Session B		Total Qual Laps	
Qualifying Classification								
1	SSP	3	Dean HARRISON	4:36.531	2	4:34.296	7	4:34.296 117.727 9
2	SSP	47	Richard COOPER	4:36.484	3	4:34.400	7	4:34.400 117.682 10
3	SSP	1	Davey TODD	4:42.145	2	4:35.725	6	4:35.725 117.117 8
4	SSP	6	Michael DUNLOP	4:39.144	2	4:36.170	5	4:36.170 116.928 7
5	SSP	666	Peter HICKMAN	4:40.564	3	4:37.418	6	4:37.418 116.402 9
6	SSP	22	Paul JORDAN	4:41.706	3	4:37.697	7	4:37.697 116.285 10
7	SSP	56	Adam McLEAN	4:41.800	3	4:38.140	9	4:38.140 116.100 12
8	SSP	36	Jamie COWARD	6:41.949	0	4:38.606	5	4:38.606 115.906 5
9	SSP	16	Mike BROWNE	4:41.469	3	4:39.128	7	4:39.128 115.689 10
10	SSP	34	Alastair SEELEY	4:48.223	1	4:39.142	3	4:39.142 115.683 4
11	SSP	12	Ian HUTCHINSON	4:41.674	3	4:40.745	4	4:40.745 115.023 7
12	SSP	7	Josh BROOKES	4:41.315	2	4:41.318	5	4:41.315 114.789 7
13	SSP	18	Michael EVANS	4:44.851	2	4:41.436	6	4:41.436 114.740 8
14	SSP	199	Pierre Yves BIAN	4:49.264	1	4:42.520	6	4:42.520 114.300 7
15	SSP	65	Michael SWEENEY	4:44.547	3	4:42.763	5	4:42.763 114.202 8
16	SSP	11	Conor CUMMINS	4:42.926	3	4:43.213	4	4:42.926 114.136 7
17	SSP	99	Jeremy McWILLIAMS	-----		4:43.477	5	4:43.477 113.914 5
18	SSP	15	Nathan HARRISON	4:49.344	1	4:46.616	5	4:46.616 112.666 6
19	SSP	384	Mauro PONCINI	4:58.481	2	4:48.477	6	4:48.477 111.940 8
20	SSP	30	Jonathan GOETSCHY	4:57.696	1	4:48.911	5	4:48.911 111.771 6
21	SSP	59	Darryl TWEED	4:50.644	2	4:49.005	4	4:49.005 111.735 6
22	SSP	8	Christian ELKIN	4:55.875	1	4:49.043	2	4:49.043 111.720 3
23	SSP	23	Kevin KEYES	4:55.090	2	4:49.669	7	4:49.669 111.479 9
24	SSP	89	Mark CONLIN	4:54.575	2	4:50.494	3	4:50.494 111.162 5
25	SSP	14	Ilja CALJOUW	4:56.483	2	4:50.804	5	4:50.804 111.044 7
26	SSP	39	Allann VENTER	5:05.396	1	4:51.112	5	4:51.112 110.926 6
27	SSP	42	Jonathan PERRY	5:00.666	1	4:51.408	6	4:51.408 110.814 7
28	SSP	222	Michael GAHAN	5:06.369	2	4:52.974	5	4:52.974 110.221 7
29	SSP	20	Andrea MAJOLA	4:58.737	1	4:53.041	4	4:53.041 110.196 5
30	SSP	10	James CHAWKE	5:08.626	1	4:53.238	6	4:53.238 110.122 7
31	SSP	80	Barry FURBER	4:58.863	1	4:53.568	3	4:53.568 109.998 4
32	SSP	35	Daniel INGHAM	5:00.441	2	4:54.272	8	4:54.272 109.735 10
33	SSP	52	Jamie CRINGLE	5:07.091	1	4:55.063	6	4:55.063 109.441 7
34	SSP	32	Martin MORRIS	5:03.601	1	4:56.690	4	4:56.690 108.841 5
35	SSP	40	Rhys HARDISTY	5:03.894	1	4:57.110	5	4:57.110 108.687 6
36	SSP	109	Neil KERNOHAN	5:04.406	2	5:01.426	3	5:01.426 107.131 5
37	SSP	73	David BROOK	5:18.158	1	5:02.351	5	5:02.351 106.803 6
38	SSP	38	Paul WILLIAMS	7:54.855	0	5:02.409	4	5:02.409 106.783 4
39	SSP	19	Wayne BOURGEAIS	5:10.279	1	5:02.438	5	5:02.438 106.772 6
40	SSP	369	Tiziano ROSATI	5:20.187	1	5:03.242	4	5:03.242 106.489 5
41	SSP	91	Graham McALEESE	5:03.256	2	5:03.961	5	5:03.256 106.484 7
42	SSP	69	Yann GALLI	5:12.137	1	5:03.628	6	5:03.628 106.354 7
43	SSP	50	Darragh CREAM	5:11.531	2	5:06.264	2	5:06.264 105.438 4
44	SSP	88	Sean McTAGGART	-----		5:06.908	5	5:06.908 105.217 5
45	SSP	45	Andy HORNBY	5:22.883	1	5:07.551	5	5:07.551 104.997 6
46	SSP	44	Liam CHAWKE	5:10.509	1	5:08.230	5	5:08.230 104.766 6
47	SSP	93	Paul CRANSTON	5:18.317	1	5:08.562	6	5:08.562 104.653 7
48	SSP	26	Dennis BOOTH	5:21.876	1	5:09.714	3	5:09.714 104.264 4
49	SSP	90	Craig KENNELLY	5:29.656	0	5:14.309	5	5:14.309 102.740 5
50	SSP	43	Stephen DEGNAN	5:19.490	1	5:16.115	4	5:16.115 102.153 5
51	SSP	75	Austen WEBSTER	5:25.838	1	5:19.902	3	5:19.902 100.943 4
52	SSP	66	Alan JOHNSTON	5:24.867	1	5:21.045	2	5:21.045 100.584 3

Provisional result to be confirmed by the Stewards of the Meeting subject to completion of technical inspections & the time limit for protests

Page 1 / 2


Circuit	The Triangle	Signed	Organising Club	Coleraine & District MC
Length(miles)	8.9700 Lap 1 (8.8300)			
Weather		Chief Timekeeper		
Track		Issued At:		

Non Qualifiers

SSP	9	Craig NEVE	5:49.128	0	-----		0
SSP	123	Johnny STEWART	5:04.121	1	5:52.263	0	1
SSP	828	Richard KAY	5:29.745	0	5:26.634	0	0
SSP	13	Gary McCOY	5:48.863	0	-----		0

Provisional result to be confirmed by the Stewards of the Meeting subject to completion of technical inspections & the time limit for protests

Page 2 / 2

Circuit	The Triangle	Signed	 Chief Timekeeper	Organising Club	Coleraine & District MC
Length(miles)	8.9700 Lap 1 (8.8300)	Issued At:			
Weather					
Track					





TIDES RESTAURANT
POLE POSITION

SUPERSPORT



RACE NUMBER:

2 (THU) & 3 (SAT)

[]

[]

[]

[]

[]

[]

89
CONLIN

23
KEYES

8
ELKIN

ROW 8

59
TWEED

30
GOETSCHY

384
PONCINI

ROW 7

15
N HARRISON

99
McWILLIAMS

11
CUMMINS

ROW 6

65
SWEENEY

199
BIAN

18
EVANS

ROW 5

7
BROOKES

12
HUTCHINSON

34
SEELEY

ROW 4

16
BROWNE

36
COWARD

56
McLEAN

ROW 3

22
JORDAN

666
HICKMAN

6
DUNLOP

ROW 2

1
TODD

47
COOPER

3
D HARRISON

ROW 1

POLE



TIDES RESTAURANT
FOOD & BEV

SUPERSPORT



NW200

GROUP: B

RACE NUMBER:

2 (THU) & 3 (SAT)

[Empty box]

[Empty box]

66
JOHNSTON

ROW 18

75
WEBSTER

43
DEGNAN

90
KENNELLY

ROW 17

26
BOOTH

93
CRANSTON

44
L CHAWKE

ROW 16

45
HORNBY

88
McTAGGART

50
CREAN

ROW 15

69
GALLI

91
McALEESE

369
ROSATI

ROW 14

19
BOURGEAIS

38
WILLIAMS

73
BROOK

ROW 13

109
KERNOHAN

40
HARDISTY

32
MORRIS

ROW 12

52
CRINGLE

35
INGHAM

80
FURBER

ROW 11

10
J CHAWKE

20
MAJOLA

222
GAHAN

ROW 10

42
PERRY

39
VENTER

14
CALJOUW

ROW 9

BRIGGS EQUIPMENT NORTH WEST 200



SUPERSPORT

Race 2 – Fraser Homes Supersport

Thursday, 08 May 2025



Pos	Class	No	Name	Machine / Sponsor	Gp	Laps	Total Time	Behind	Speed	-----Best Lap-----		
										Time	Speed	On
1	SSP	6	Michael DUNLOP	Ducati - MD Racing	a	4	18:18.335		117.145	4:32.162	118.650	4
2	SSP	47	Richard COOPER	Yamaha - BPE by Russell Racing	a	4	18:18.713	0.378	117.104	4:33.639	118.009	4
3	SSP	1	Davey TODD	Honda - Milenco by Padgett's Motorcycles	a	4	18:18.834	0.499	117.091	4:33.111	118.238	4
4	SSP	3	Dean HARRISON	Honda - Honda Racing UK	a	4	18:19.381	1.046	117.033	4:32.943	118.310	4
5	SSP	666	Peter HICKMAN	Triumph - Trooper Triumph by PHR	a	4	18:22.349	4.014	116.718	4:35.664	117.143	4
6	SSP	36	Jamie COWARD	Triumph - KTS Macadam Triumph Factory	a	4	18:22.663	4.328	116.685	4:34.899	117.469	3
7	SSP	16	Mike BROWNE	Yamaha - BPE by Russell Racing	a	4	18:31.080	12.745	115.801	4:36.367	116.845	3
8	SSP	56	Adam McLEAN	Yamaha - Performance Racing Achterhoek	a	4	18:31.639	13.304	115.743	4:37.317	116.444	4
9	SSP	34	Alastair SEELEY	Kawasaki - CD Racing by MSS	a	4	18:32.448	14.113	115.658	4:36.753	116.682	4
10	SSP	22	Paul JORDAN	Honda - Jackson Racing by Prosper2	a	4	18:33.984	15.649	115.499	4:38.128	116.105	4
11	SSP	12	Ian HUTCHINSON	Yamaha - ugp MLav Racing	a	4	18:34.505	16.170	115.445	4:38.754	115.844	2
12	SSP	7	Josh BROOKES	Honda - Jackson Racing by Prosper2	a	4	18:40.144	21.809	114.864	4:39.636	115.479	4
13	SSP	99	Jeremy McWILLIAMS	Yamaha - JMcC Racing	a	4	18:45.069	26.734	114.361	4:40.834	114.986	2
14	SSP	199	Pierre Yves BIAN	Triumph - Trooper Triumph by PHR	a	4	18:46.389	28.054	114.227	4:41.265	114.810	3
15	SSP	65	Michael SWEENEY	Yamaha - EM Building	a	4	18:46.792	28.457	114.186	4:41.148	114.858	3
16	SSP	18	Michael EVANS	Triumph - Smith Racing	a	4	18:57.449	39.114	113.116	4:43.169	114.038	3
17	SSP	15	Nathan HARRISON	Honda - H & H Motorcycles	a	4	19:02.020	43.685	112.664	4:43.738	113.809	3
18	SSP	30	Jonathan GOETSCHY	Ducati - Optimark Road Racing	a	4	19:09.551	51.216	111.925	4:46.238	112.815	3
19	SSP	23	Kevin KEYES	Yamaha - Daracore Racing	a	4	19:09.938	51.603	111.888	4:46.743	112.617	2
20	SSP	384	Mauro PONCINI	Yamaha - Delmo Racing	a	4	19:15.232	56.897	111.375	4:47.587	112.286	4
21	SSP	59	Darryl TWEED	Yamaha - Never Be Clever Racing	a	4	19:15.458	57.123	111.353	4:48.377	111.978	4
22	SSP	11	Conor CUMMINS	Ducati - Burrows Engineering/RK Racing	a	4	19:17.850	59.515	111.123	4:45.031	113.293	3
23	SSP	39	Allann VENTER	Honda - TH Racing	b	4	19:23.713	1:05.378	110.563	4:50.042	111.336	4
24	SSP	80	Barry FURBER	Kawasaki - Clem Davies Racing	b	4	19:24.287	1:05.952	110.509	4:51.022	110.961	4
25	SSP	52	Jamie CRINGLE	Yamaha - Parker Car Transport	b	4	19:37.395	1:19.060	109.279	4:54.182	109.769	2
26	SSP	42	Jonathan PERRY	Honda - Paradigm Consultants	b	4	19:38.127	1:19.792	109.211	4:54.190	109.766	3
27	SSP	40	Rhys HARDISTY	Yamaha - Never Be Clever Racing	b	4	19:39.687	1:21.352	109.066	4:55.148	109.410	2
28	SSP	10	James CHAWKE	Honda - TH Racing	b	4	19:45.236	1:26.901	108.556	4:55.116	109.421	4
29	SSP	32	Martin MORRIS	Yamaha	b	4	19:49.628	1:31.293	108.155	4:56.818	108.794	2
30	SSP	91	Graham McALEESE	Yamaha - GMAC Racing	b	4	20:13.108	1:54.773	106.061	5:01.692	107.036	4
31	SSP	73	David BROOK	Triumph - brooksuspension.com	b	4	20:19.253	2:00.918	105.527	5:02.419	106.779	2
32	SSP	19	Wayne BOURGEOIS	Yamaha - Team Basomba Racing/WB	b	4	20:19.849	2:01.514	105.475	5:00.370	107.507	4
33	SSP	69	Yann GALLI	Yamaha	b	4	20:20.569	2:02.234	105.413	5:03.990	106.227	4
34	SSP	44	Liam CHAWKE	Kawasaki - Chawkie Racing SC	b	4	20:29.943	2:11.608	104.610	5:06.177	105.468	2
35	SSP	93	Paul CRANSTON	Kawasaki - Miller Racing	b	4	20:30.720	2:12.385	104.544	5:06.690	105.292	2
36	SSP	88	Sean McTAGGART	Yamaha - PDM Decorators	b	4	20:31.821	2:13.486	104.450	5:05.330	105.761	3
37	SSP	50	Darragh CREAN	Triumph - Husqvarna Ireland	b	4	20:36.169	2:17.834	104.083	5:06.264	105.438	3
38	SSP	43	Stephen DEGNAN	Kawasaki	b	4	20:48.909	2:30.574	103.021	5:11.460	103.679	2
39	SSP	26	Dennis BOOTH	Kawasaki	b	4	20:49.559	2:31.224	102.968	5:09.044	104.490	4
40	SSP	90	Craig KENNELLY	Honda - Team ILR with Frog Vehicle	b	4	21:03.241	2:44.906	101.852	5:13.133	103.126	2
41	SSP	75	Austen WEBSTER	Kawasaki - Ace Motorcycles	b	4	21:03.400	2:45.065	101.839	5:13.775	102.915	2
42	SSP	66	Alan JOHNSTON	Yamaha	b	4	21:30.614	3:12.279	99.692	5:20.243	100.836	2

Fastest Lap / New Lap Record 118.650 mph (Previously 118.273 mph)

SSP	6	Michael DUNLOP	Ducati - MD Racing							4:32.162	118.650	4
-----	---	----------------	--------------------	--	--	--	--	--	--	----------	---------	---

Not Classified

DNF	SSP	222	Michael GAHAN	Yamaha - Newline Elite Racing	b	2	9:54.591		107.772	5:00.148	107.587	2	
DNF	SSP	8	Christian ELKIN	Yamaha - DynoCentre NI	a	1	4:47.333		110.631				
DNF	SSP	35	Daniel INGHAM	Yamaha - Castings Technology	b	1	4:53.417		108.337				
DNF	SSP	109	Neil KERNOHAN	Yamaha - Kernohan Racing	b	1	5:06.554		103.695				
DNF	SSP	20	Andrea MAJOLA	Yamaha - Parker Car Transport	b	1	6:00.889		88.082				
DNF	SSP	45	Andy HORNBY	Ducati - Forty Two Racing	b	1	6:20.113		83.628				

No 11 + 10 second penalty - straight through at Mathers Lap 1

Provisional result to be confirmed by the Stewards of the Meeting subject to completion of technical inspections & the time limit for protests

Circuit	The Triangle	Signed		Organising Club	Coleraine & District MC
Length(miles)	8.9700 Lap 1 (8.8300)		Chief Timekeeper	Race Started	18:51
Weather	Sunny	Issued At:	19:19	Gp Time Diff - b 40.44	
Track	Dry, 29.2°C				



SUPERSPORT

Race 2 – Fraser Homes Supersport

Thursday, 08 May 2025

DETAILED SECTOR ANALYSIS

SSP

Race Classification

Position

1 6 Michael DUNLOP

Total Time **18:18.335** Avg Speed **117.145** Behind **4.014**
 Best Time **4:32.162** Best Speed **118.650** On **4** Gp **a**

Lap	Lap Time	Lap Speed	Sector 1	Sector 2	Sector 3	Speed Trap
1	4:34.768	115.690		1:28.992	1:05.321	180.5
2	4:34.849	117.490	2:00.730	1:28.909	1:05.210	181.0
3	4:36.556	116.765	2:02.501	1:28.541	1:05.514	171.8
4	4:32.162	118.650	2:00.108	1:27.591	1:04.463	179.5
<i>Ideal</i>	<i>4:32.162</i>	<i>118.650</i>	<i>2:00.108</i>	<i>1:27.591</i>	<i>1:04.463</i>	<i>181.0</i>

2 47 Richard COOPER

Total Time **18:18.713** Avg Speed **117.104** Behind **0.378**
 Best Time **4:33.639** Best Speed **118.009** On **4** Gp **a**

Lap	Lap Time	Lap Speed	Sector 1	Sector 2	Sector 3	Speed Trap
1	4:32.951	116.460		1:28.489	1:05.251	175.8
2	4:36.146	116.938	2:01.706	1:28.770	1:05.670	177.2
3	4:35.977	117.010	2:02.806	1:28.301	1:04.870	176.3
4	4:33.639	118.009	2:00.863	1:28.480	1:04.296	175.8
<i>Ideal</i>	<i>4:33.460</i>	<i>118.087</i>	<i>2:00.863</i>	<i>1:28.301</i>	<i>1:04.296</i>	<i>177.2</i>

3 1 Davey TODD

Total Time **18:18.834** Avg Speed **117.091** Behind **0.499**
 Best Time **4:33.111** Best Speed **118.238** On **4** Gp **a**

Lap	Lap Time	Lap Speed	Sector 1	Sector 2	Sector 3	Speed Trap
1	4:33.129	116.385		1:29.303	1:04.761	174.4
2	4:35.691	117.131	2:01.371	1:29.348	1:04.972	179.5
3	4:36.903	116.618	2:02.923	1:28.622	1:05.358	176.3
4	4:33.111	118.238	2:00.896	1:28.113	1:04.102	177.7
<i>Ideal</i>	<i>4:33.111</i>	<i>118.238</i>	<i>2:00.896</i>	<i>1:28.113</i>	<i>1:04.102</i>	<i>179.5</i>

4 3 Dean HARRISON

Total Time **18:19.381** Avg Speed **117.033** Behind **1.046**
 Best Time **4:32.943** Best Speed **118.310** On **4** Gp **a**

Lap	Lap Time	Lap Speed	Sector 1	Sector 2	Sector 3	Speed Trap
1	4:33.440	116.252		1:29.184	1:04.808	180.0
2	4:36.012	116.995	2:01.427	1:29.338	1:05.247	179.5
3	4:36.986	116.584	2:02.889	1:28.621	1:05.476	173.5
4	4:32.943	118.310	2:00.502	1:28.175	1:04.266	181.5
<i>Ideal</i>	<i>4:32.943</i>	<i>118.310</i>	<i>2:00.502</i>	<i>1:28.175</i>	<i>1:04.266</i>	<i>181.5</i>

Race Classification

Position

5 666 Peter HICKMAN

Total Time **18:22.349** Avg Speed **116.718** Behind **4.014**
 Best Time **4:35.664** Best Speed **117.143** On **4** Gp **a**

Lap	Lap Time	Lap Speed	Sector 1	Sector 2	Sector 3	Speed Trap
1	4:34.269	115.901		1:29.243	1:05.035	181.5
2	4:35.972	117.012	2:01.578	1:29.165	1:05.229	183.0
3	4:36.444	116.812	2:02.499	1:28.758	1:05.187	175.3
4	4:35.664	117.143	2:01.702	1:29.091	1:04.871	178.1
<i>Ideal</i>	<i>4:35.207</i>	<i>117.337</i>	<i>2:01.578</i>	<i>1:28.758</i>	<i>1:04.871</i>	<i>183.0</i>

6 36 Jamie COWARD

Total Time **18:22.663** Avg Speed **116.685** Behind **4.328**
 Best Time **4:34.899** Best Speed **117.469** On **3** Gp **a**

Lap	Lap Time	Lap Speed	Sector 1	Sector 2	Sector 3	Speed Trap
1	4:34.961	115.609		1:29.579	1:05.220	180.5
2	4:37.320	116.443	2:03.424	1:29.378	1:04.518	177.7
3	4:34.899	117.469	2:01.518	1:28.798	1:04.583	177.7
4	4:35.483	117.220	2:01.629	1:29.145	1:04.709	181.0
<i>Ideal</i>	<i>4:34.834</i>	<i>117.496</i>	<i>2:01.518</i>	<i>1:28.798</i>	<i>1:04.518</i>	<i>181.0</i>

7 16 Mike BROWNE

Total Time **18:31.080** Avg Speed **115.801** Behind **12.745**
 Best Time **4:36.367** Best Speed **116.845** On **3** Gp **a**

Lap	Lap Time	Lap Speed	Sector 1	Sector 2	Sector 3	Speed Trap
1	4:39.232	113.841		1:29.713	1:05.879	174.9
2	4:37.975	116.169	2:02.470	1:29.502	1:06.003	182.0
3	4:36.367	116.845	2:01.634	1:29.389	1:05.344	177.7
4	4:37.506	116.365	2:01.992	1:29.017	1:06.497	177.2
<i>Ideal</i>	<i>4:35.995</i>	<i>117.002</i>	<i>2:01.634</i>	<i>1:29.017</i>	<i>1:05.344</i>	<i>182.0</i>

8 56 Adam McLEAN

Total Time **18:31.639** Avg Speed **115.743** Behind **13.304**
 Best Time **4:37.317** Best Speed **116.444** On **4** Gp **a**

Lap	Lap Time	Lap Speed	Sector 1	Sector 2	Sector 3	Speed Trap
1	4:38.415	114.175		1:29.786	1:05.732	183.0
2	4:37.971	116.170	2:02.003	1:29.982	1:05.986	184.5
3	4:37.936	116.185	2:03.498	1:29.390	1:05.048	172.2
4	4:37.317	116.444	2:02.653	1:29.727	1:04.937	175.8
<i>Ideal</i>	<i>4:36.330</i>	<i>116.860</i>	<i>2:02.003</i>	<i>1:29.390</i>	<i>1:04.937</i>	<i>184.5</i>

SUPERSPORT

Race 2 – Fraser Homes Supersport

Thursday, 08 May 2025

DETAILED SECTOR ANALYSIS

Race Classification

Position

9 **34 Alastair SEELEY**
 Total Time **18:32.448** Avg Speed **115.658** Behind **14.113**
 Best Time **4:36.753** Best Speed **116.682** On **4** Gp **a**

Lap	Lap Time	Lap Speed	Sector 1	Sector 2	Sector 3	Speed Trap
1	4:36.757	114.859		1:29.558	1:05.818	177.2
2	4:39.147	115.681	2:02.903	1:30.056	1:06.188	173.5
3	4:39.791	115.415	2:04.258	1:29.731	1:05.802	170.0
4	4:36.753	116.682	2:02.546	1:29.038	1:05.169	177.2
<i>Ideal</i>	<i>4:36.753</i>	<i>116.682</i>	<i>2:02.546</i>	<i>1:29.038</i>	<i>1:05.169</i>	<i>177.2</i>

10 22 Paul JORDAN

Total Time **18:33.984** Avg Speed **115.499** Behind **15.649**
 Best Time **4:38.128** Best Speed **116.105** On **4** Gp **a**

Lap	Lap Time	Lap Speed	Sector 1	Sector 2	Sector 3	Speed Trap
1	4:36.963	114.773		1:30.382	1:05.749	176.3
2	4:39.618	115.486	2:03.650	1:29.927	1:06.041	177.2
3	4:39.275	115.628	2:03.846	1:29.894	1:05.535	175.8
4	4:38.128	116.105	2:02.980	1:29.370	1:05.778	174.9
<i>Ideal</i>	<i>4:37.885</i>	<i>116.206</i>	<i>2:02.980</i>	<i>1:29.370</i>	<i>1:05.535</i>	<i>177.2</i>

11 12 Ian HUTCHINSON

Total Time **18:34.505** Avg Speed **115.445** Behind **16.170**
 Best Time **4:38.754** Best Speed **115.844** On **2** Gp **a**

Lap	Lap Time	Lap Speed	Sector 1	Sector 2	Sector 3	Speed Trap
1	4:37.406	114.590		1:30.075	1:05.506	177.2
2	4:38.754	115.844	2:02.508	1:30.222	1:06.024	177.2
3	4:38.809	115.821	2:03.361	1:30.093	1:05.355	174.0
4	4:39.536	115.520	2:02.683	1:29.897	1:06.956	174.0
<i>Ideal</i>	<i>4:37.760</i>	<i>116.259</i>	<i>2:02.508</i>	<i>1:29.897</i>	<i>1:05.355</i>	<i>177.2</i>

12 7 Josh BROOKES

Total Time **18:40.144** Avg Speed **114.864** Behind **21.809**
 Best Time **4:39.636** Best Speed **115.479** On **4** Gp **a**

Lap	Lap Time	Lap Speed	Sector 1	Sector 2	Sector 3	Speed Trap
1	4:38.123	114.295		1:29.314	1:05.753	180.5
2	4:42.340	114.373	2:03.027	1:30.562	1:08.751	178.6
3	4:40.045	115.310	2:03.367	1:30.272	1:06.406	175.3
4	4:39.636	115.479	2:03.028	1:30.452	1:06.156	174.4
<i>Ideal</i>	<i>4:38.094</i>	<i>116.119</i>	<i>2:03.027</i>	<i>1:29.314</i>	<i>1:05.753</i>	<i>180.5</i>

Race Classification

Position

13 **99 Jeremy McWILLIAMS**
 Total Time **18:45.069** Avg Speed **114.361** Behind **26.734**
 Best Time **4:40.834** Best Speed **114.986** On **2** Gp **a**

Lap	Lap Time	Lap Speed	Sector 1	Sector 2	Sector 3	Speed Trap
1	4:41.261	113.020		1:30.530	1:05.960	177.7
2	4:40.834	114.986	2:03.560	1:30.552	1:06.722	174.0
3	4:41.627	114.662	2:04.033	1:30.482	1:07.112	172.6
4	4:41.347	114.776	2:04.752	1:30.550	1:06.045	170.5
<i>Ideal</i>	<i>4:40.002</i>	<i>115.328</i>	<i>2:03.560</i>	<i>1:30.482</i>	<i>1:05.960</i>	<i>177.7</i>

14 199 Pierre Yves BIAN

Total Time **18:46.389** Avg Speed **114.227** Behind **28.054**
 Best Time **4:41.265** Best Speed **114.810** On **3** Gp **a**

Lap	Lap Time	Lap Speed	Sector 1	Sector 2	Sector 3	Speed Trap
1	4:40.139	113.472		1:31.311	1:06.200	174.9
2	4:43.530	113.893	2:04.522	1:31.358	1:07.650	172.2
3	4:41.265	114.810	2:04.434	1:30.256	1:06.575	172.6
4	4:41.455	114.732	2:04.174	1:30.463	1:06.818	172.2
<i>Ideal</i>	<i>4:40.630</i>	<i>115.070</i>	<i>2:04.174</i>	<i>1:30.256</i>	<i>1:06.200</i>	<i>174.9</i>

15 65 Michael SWEENEY

Total Time **18:46.792** Avg Speed **114.186** Behind **28.457**
 Best Time **4:41.148** Best Speed **114.858** On **3** Gp **a**

Lap	Lap Time	Lap Speed	Sector 1	Sector 2	Sector 3	Speed Trap
1	4:40.496	113.328		1:31.056	1:06.054	177.2
2	4:42.581	114.275	2:04.861	1:30.367	1:07.353	174.0
3	4:41.148	114.858	2:03.425	1:30.539	1:07.184	173.1
4	4:42.567	114.281	2:04.597	1:31.097	1:06.873	171.3
<i>Ideal</i>	<i>4:39.846</i>	<i>115.392</i>	<i>2:03.425</i>	<i>1:30.367</i>	<i>1:06.054</i>	<i>177.2</i>

16 18 Michael EVANS

Total Time **18:57.449** Avg Speed **113.116** Behind **39.114**
 Best Time **4:43.169** Best Speed **114.038** On **3** Gp **a**

Lap	Lap Time	Lap Speed	Sector 1	Sector 2	Sector 3	Speed Trap
1	4:46.681	110.883		1:31.696	1:08.156	181.0
2	4:43.936	113.730	2:06.119	1:30.944	1:06.873	170.5
3	4:43.169	114.038	2:05.247	1:31.053	1:06.869	172.6
4	4:43.663	113.839	2:05.207	1:31.594	1:06.862	172.2
<i>Ideal</i>	<i>4:43.013</i>	<i>114.101</i>	<i>2:05.207</i>	<i>1:30.944</i>	<i>1:06.862</i>	<i>181.0</i>

SUPERSPORT

Race 2 – Fraser Homes Supersport

Thursday, 08 May 2025

DETAILED SECTOR ANALYSIS

Race Classification

Position

17 **15 Nathan HARRISON**
 Total Time **19:02.020** Avg Speed **112.664** Behind **43.685**
 Best Time **4:43.738** Best Speed **113.809** On **3** Gp **a**

Lap	Lap Time	Lap Speed	Sector 1	Sector 2	Sector 3	Speed Trap
1	4:47.949	110.395		1:33.086	1:08.237	176.7
2	4:44.636	113.450	2:06.462	1:31.647	1:06.527	174.4
3	4:43.738	113.809	2:05.616	1:31.873	1:06.249	167.1
4	4:45.697	113.029	2:06.170	1:32.226	1:07.301	163.8
<i>Ideal</i>	<i>4:43.512</i>	<i>113.900</i>	<i>2:05.616</i>	<i>1:31.647</i>	<i>1:06.249</i>	<i>176.7</i>

Race Classification

Position

18 **30 Jonathan GOETSCHY**
 Total Time **19:09.551** Avg Speed **111.925** Behind **51.216**
 Best Time **4:46.238** Best Speed **112.815** On **3** Gp **a**

Lap	Lap Time	Lap Speed	Sector 1	Sector 2	Sector 3	Speed Trap
1	4:46.547	110.935		1:32.183	1:08.443	175.8
2	4:48.956	111.754	2:07.285	1:32.795	1:08.876	172.2
3	4:46.238	112.815	2:06.047	1:32.829	1:07.362	175.3
4	4:47.810	112.199	2:05.819	1:31.817	1:10.174	176.7
<i>Ideal</i>	<i>4:44.998</i>	<i>113.306</i>	<i>2:05.819</i>	<i>1:31.817</i>	<i>1:07.362</i>	<i>176.7</i>

Race Classification

Position

19 **23 Kevin KEYES**
 Total Time **19:09.938** Avg Speed **111.888** Behind **51.603**
 Best Time **4:46.743** Best Speed **112.617** On **2** Gp **a**

Lap	Lap Time	Lap Speed	Sector 1	Sector 2	Sector 3	Speed Trap
1	4:47.732	110.478		1:32.262	1:08.277	172.6
2	4:46.743	112.617	2:06.935	1:32.341	1:07.467	174.9
3	4:47.806	112.201	2:07.771	1:32.509	1:07.526	167.9
4	4:47.657	112.259	2:06.406	1:32.896	1:08.355	172.6
<i>Ideal</i>	<i>4:46.135</i>	<i>112.856</i>	<i>2:06.406</i>	<i>1:32.262</i>	<i>1:07.467</i>	<i>174.9</i>

Race Classification

Position

20 **384 Mauro PONCINI**
 Total Time **19:15.232** Avg Speed **111.375** Behind **56.897**
 Best Time **4:47.587** Best Speed **112.286** On **4** Gp **a**

Lap	Lap Time	Lap Speed	Sector 1	Sector 2	Sector 3	Speed Trap
1	4:50.304	109.499		1:33.076	1:08.027	174.0
2	4:49.068	111.711	2:08.396	1:32.619	1:08.053	172.2
3	4:48.273	112.019	2:07.117	1:32.869	1:08.287	172.6
4	4:47.587	112.286	2:06.707	1:32.829	1:08.051	169.6
<i>Ideal</i>	<i>4:47.353</i>	<i>112.377</i>	<i>2:06.707</i>	<i>1:32.619</i>	<i>1:08.027</i>	<i>174.0</i>

Race Classification

Position

21 **59 Darryl TWEED**
 Total Time **19:15.458** Avg Speed **111.353** Behind **57.123**
 Best Time **4:48.377** Best Speed **111.978** On **4** Gp **a**

Lap	Lap Time	Lap Speed	Sector 1	Sector 2	Sector 3	Speed Trap
1	4:48.337	110.246		1:32.613	1:07.909	169.2
2	4:49.895	111.392	2:07.595	1:33.946	1:08.354	173.1
3	4:48.849	111.795	2:07.497	1:33.262	1:08.090	168.7
4	4:48.377	111.978	2:07.796	1:32.528	1:08.053	164.2
<i>Ideal</i>	<i>4:47.934</i>	<i>112.151</i>	<i>2:07.497</i>	<i>1:32.528</i>	<i>1:07.909</i>	<i>173.1</i>

Race Classification

Position

22 **11 Conor CUMMINS**
 Total Time **19:17.850** Avg Speed **111.123** Behind **59.515**
 Best Time **4:45.031** Best Speed **113.293** On **3** Gp **a**

Lap	Lap Time	Lap Speed	Sector 1	Sector 2	Sector 3	Speed Trap
1	4:48.818	110.062		1:35.755	1:06.935	175.3
2	4:46.597	112.674	2:06.186	1:32.487	1:07.924	175.3
3	4:45.031	113.293	2:06.369	1:32.234	1:06.428	173.5
4	4:47.404	112.358	2:06.401	1:32.836	1:08.167	169.2
<i>Ideal</i>	<i>4:44.848</i>	<i>113.366</i>	<i>2:06.186</i>	<i>1:32.234</i>	<i>1:06.428</i>	<i>175.3</i>

Race Classification

Position

23 **39 Allann VENTER**
 Total Time **19:23.713** Avg Speed **110.563** Behind **1:05.378**
 Best Time **4:50.042** Best Speed **111.336** On **4** Gp **b**

Lap	Lap Time	Lap Speed	Sector 1	Sector 2	Sector 3	Speed Trap
1	4:50.346	109.483		1:34.211	1:09.465	163.4
2	4:51.365	110.830	2:08.899	1:33.707	1:08.759	162.6
3	4:51.960	110.604	2:09.557	1:33.798	1:08.605	170.5
4	4:50.042	111.336	2:08.594	1:33.034	1:08.414	167.9
<i>Ideal</i>	<i>4:50.042</i>	<i>111.336</i>	<i>2:08.594</i>	<i>1:33.034</i>	<i>1:08.414</i>	<i>170.5</i>

Race Classification

Position

24 **80 Barry FURBER**
 Total Time **19:24.287** Avg Speed **110.509** Behind **1:05.952**
 Best Time **4:51.022** Best Speed **110.961** On **4** Gp **b**

Lap	Lap Time	Lap Speed	Sector 1	Sector 2	Sector 3	Speed Trap
1	4:48.301	110.260		1:33.675	1:09.256	167.9
2	4:53.161	110.151	2:10.278	1:33.748	1:09.135	167.9
3	4:51.803	110.664	2:09.554	1:33.584	1:08.665	167.9
4	4:51.022	110.961	2:08.766	1:33.035	1:09.221	167.1
<i>Ideal</i>	<i>4:50.466</i>	<i>111.173</i>	<i>2:08.766</i>	<i>1:33.035</i>	<i>1:08.665</i>	<i>167.9</i>

SUPERSPORT

Race 2 – Fraser Homes Supersport

Thursday, 08 May 2025

DETAILED SECTOR ANALYSIS

Race Classification

Position

25 52 Jamie CRINGLE

Total Time **19:37.395** Avg Speed **109.279** Behind **1:19.060**
 Best Time **4:54.182** Best Speed **109.769** On **2** Gp **b**

Lap	Lap Time	Lap Speed	Sector 1	Sector 2	Sector 3	Speed Trap
1	4:52.979	108.499		1:35.444	1:09.179	163.8
2	4:54.182	109.769	2:10.167	1:34.270	1:09.745	167.9
3	4:55.987	109.099	2:10.347	1:35.851	1:09.789	166.2
4	4:54.247	109.745	2:09.727	1:34.975	1:09.545	161.9
<i>Ideal</i>	<i>4:53.176</i>	<i>110.145</i>	<i>2:09.727</i>	<i>1:34.270</i>	<i>1:09.179</i>	<i>167.9</i>

Race Classification

Position

29 32 Martin MORRIS

Total Time **19:49.628** Avg Speed **108.155** Behind **1:31.293**
 Best Time **4:56.818** Best Speed **108.794** On **2** Gp **b**

Lap	Lap Time	Lap Speed	Sector 1	Sector 2	Sector 3	Speed Trap
1	4:56.778	107.110		1:35.124	1:09.976	161.1
2	4:56.818	108.794	2:10.244	1:35.866	1:10.708	167.5
3	4:57.681	108.479	2:11.050	1:35.252	1:11.379	166.2
4	4:58.351	108.235	2:12.372	1:34.918	1:11.061	167.1
<i>Ideal</i>	<i>4:55.138</i>	<i>109.413</i>	<i>2:10.244</i>	<i>1:34.918</i>	<i>1:09.976</i>	<i>167.5</i>

26 42 Jonathan PERRY

Total Time **19:38.127** Avg Speed **109.211** Behind **1:19.792**
 Best Time **4:54.190** Best Speed **109.766** On **3** Gp **b**

Lap	Lap Time	Lap Speed	Sector 1	Sector 2	Sector 3	Speed Trap
1	4:52.108	108.823		1:35.426	1:09.616	165.0
2	4:55.894	109.134	2:10.696	1:35.353	1:09.845	167.5
3	4:54.190	109.766	2:10.156	1:34.920	1:09.114	166.7
4	4:55.935	109.119	2:10.352	1:35.671	1:09.912	159.6
<i>Ideal</i>	<i>4:54.190</i>	<i>109.766</i>	<i>2:10.156</i>	<i>1:34.920</i>	<i>1:09.114</i>	<i>167.5</i>

30 91 Graham McALEESE

Total Time **20:13.108** Avg Speed **106.061** Behind **1:54.773**
 Best Time **5:01.692** Best Speed **107.036** On **4** Gp **b**

Lap	Lap Time	Lap Speed	Sector 1	Sector 2	Sector 3	Speed Trap
1	5:04.688	104.330		1:35.679	1:11.924	159.9
2	5:03.792	106.296	2:13.353			165.8
3	5:02.936	106.597	2:13.087	1:37.133	1:12.716	166.7
4	5:01.692	107.036	2:12.460	1:36.918	1:12.314	165.4
<i>Ideal</i>	<i>5:00.063</i>	<i>107.617</i>	<i>2:12.460</i>	<i>1:35.679</i>	<i>1:11.924</i>	<i>166.7</i>

27 40 Rhys HARDISTY

Total Time **19:39.687** Avg Speed **109.066** Behind **1:21.352**
 Best Time **4:55.148** Best Speed **109.410** On **2** Gp **b**

Lap	Lap Time	Lap Speed	Sector 1	Sector 2	Sector 3	Speed Trap
1	4:52.378	108.722		1:35.059	1:09.300	160.3
2	4:55.148	109.410	2:10.019	1:35.395	1:09.734	168.3
3	4:56.092	109.061	2:10.336	1:36.051	1:09.705	166.2
4	4:56.069	109.069	2:09.822	1:33.832	1:12.415	160.3
<i>Ideal</i>	<i>4:52.954</i>	<i>110.229</i>	<i>2:09.822</i>	<i>1:33.832</i>	<i>1:09.300</i>	<i>168.3</i>

31 73 David BROOK

Total Time **20:19.253** Avg Speed **105.527** Behind **2:00.918**
 Best Time **5:02.419** Best Speed **106.779** On **2** Gp **b**

Lap	Lap Time	Lap Speed	Sector 1	Sector 2	Sector 3	Speed Trap
1	5:07.735	103.297		1:40.995	1:15.403	165.0
2	5:02.419	106.779	2:14.018	1:36.457	1:11.944	162.6
3	5:02.895	106.611	2:13.655	1:37.099	1:12.141	161.9
4	5:06.204	105.459	2:13.181	1:37.373	1:15.650	161.9
<i>Ideal</i>	<i>5:01.582</i>	<i>107.075</i>	<i>2:13.181</i>	<i>1:36.457</i>	<i>1:11.944</i>	<i>165.0</i>

28 10 James CHAWKE

Total Time **19:45.236** Avg Speed **108.556** Behind **1:26.901**
 Best Time **4:55.116** Best Speed **109.421** On **4** Gp **b**

Lap	Lap Time	Lap Speed	Sector 1	Sector 2	Sector 3	Speed Trap
1	4:55.700	107.501		1:35.766	1:09.968	167.1
2	4:58.152	108.307	2:10.519	1:36.852	1:10.781	166.2
3	4:56.268	108.996	2:10.990	1:35.394	1:09.884	164.6
4	4:55.116	109.421	2:10.505	1:35.036	1:09.575	161.9
<i>Ideal</i>	<i>4:55.116</i>	<i>109.421</i>	<i>2:10.505</i>	<i>1:35.036</i>	<i>1:09.575</i>	<i>167.1</i>

32 19 Wayne BOURGEOIS

Total Time **20:19.849** Avg Speed **105.475** Behind **2:01.514**
 Best Time **5:00.370** Best Speed **107.507** On **4** Gp **b**

Lap	Lap Time	Lap Speed	Sector 1	Sector 2	Sector 3	Speed Trap
1	5:10.444	102.395		1:38.610	1:13.438	148.3
2	5:06.513	105.353	2:16.517	1:37.880	1:12.116	153.7
3	5:02.522	106.743	2:14.112	1:36.784	1:11.626	171.3
4	5:00.370	107.507	2:13.062	1:35.933	1:11.375	171.3
<i>Ideal</i>	<i>5:00.370</i>	<i>107.507</i>	<i>2:13.062</i>	<i>1:35.933</i>	<i>1:11.375</i>	<i>171.3</i>

SUPERSPORT

Race 2 – Fraser Homes Supersport

Thursday, 08 May 2025

DETAILED SECTOR ANALYSIS

Race Classification

Position

33 69 Yann GALLI

Total Time **20:20.569** Avg Speed **105.413** Behind **2:02.234**

Best Time **5:03.990** Best Speed **106.227** On **4** Gp **b**

Lap	Lap Time	Lap Speed	Sector 1	Sector 2	Sector 3	Speed Trap
1	5:08.082	103.180		1:38.094	1:14.409	168.7
2	5:04.251	106.136	2:14.159	1:38.538	1:11.554	166.2
3	5:04.246	106.138	2:14.918	1:37.594	1:11.734	163.8
4	5:03.990	106.227	2:14.444	1:37.872	1:11.674	162.2
<i>Ideal</i>	<i>5:03.307</i>	<i>106.466</i>	<i>2:14.159</i>	<i>1:37.594</i>	<i>1:11.554</i>	<i>168.7</i>

34 44 Liam CHAWKE

Total Time **20:29.943** Avg Speed **104.610** Behind **2:11.608**

Best Time **5:06.177** Best Speed **105.468** On **2** Gp **b**

Lap	Lap Time	Lap Speed	Sector 1	Sector 2	Sector 3	Speed Trap
1	5:06.900	103.578		1:38.167	1:13.548	166.2
2	5:06.177	105.468	2:14.407	1:38.909	1:12.861	163.8
3	5:09.036	104.493	2:15.471	1:40.004	1:13.561	165.4
4	5:07.830	104.902	2:14.898	1:39.691	1:13.241	165.8
<i>Ideal</i>	<i>5:05.435</i>	<i>105.725</i>	<i>2:14.407</i>	<i>1:38.167</i>	<i>1:12.861</i>	<i>166.2</i>

35 93 Paul CRANSTON

Total Time **20:30.720** Avg Speed **104.544** Behind **2:12.385**

Best Time **5:06.690** Best Speed **105.292** On **2** Gp **b**

Lap	Lap Time	Lap Speed	Sector 1	Sector 2	Sector 3	Speed Trap
1	5:08.634	102.996		1:39.169	1:12.882	156.6
2	5:06.690	105.292	2:15.568	1:38.905	1:12.217	158.4
3	5:07.711	104.943	2:16.761	1:38.510	1:12.440	157.7
4	5:07.685	104.951	2:15.030	1:39.765	1:12.890	159.2
<i>Ideal</i>	<i>5:05.757</i>	<i>105.613</i>	<i>2:15.030</i>	<i>1:38.510</i>	<i>1:12.217</i>	<i>159.2</i>

36 88 Sean McTAGGART

Total Time **20:31.821** Avg Speed **104.450** Behind **2:13.486**

Best Time **5:05.330** Best Speed **105.761** On **3** Gp **b**

Lap	Lap Time	Lap Speed	Sector 1	Sector 2	Sector 3	Speed Trap
1	5:09.007	102.871		1:40.313	1:12.618	165.0
2	5:06.668	105.300	2:15.783	1:38.581	1:12.304	165.8
3	5:05.330	105.761	2:15.994	1:37.651	1:11.685	161.9
4	5:10.816	103.894	2:15.200	1:39.713	1:15.903	161.1
<i>Ideal</i>	<i>5:04.536</i>	<i>106.037</i>	<i>2:15.200</i>	<i>1:37.651</i>	<i>1:11.685</i>	<i>165.8</i>

Race Classification

Position

37 50 Darragh CREAM

Total Time **20:36.169** Avg Speed **104.083** Behind **2:17.834**

Best Time **5:06.264** Best Speed **105.438** On **3** Gp **b**

Lap	Lap Time	Lap Speed	Sector 1	Sector 2	Sector 3	Speed Trap	
1	5:12.642	101.675			1:36.438	1:21.472	165.0
2	5:06.383	105.397	2:14.981	1:39.025	1:12.377	158.1	
3	5:06.264	105.438	2:14.529	1:38.920	1:12.815	158.8	
4	5:10.880	103.873	2:14.894	1:39.236	1:16.750	158.4	
<i>Ideal</i>	<i>5:03.344</i>	<i>106.453</i>	<i>2:14.529</i>	<i>1:36.438</i>	<i>1:12.377</i>	<i>165.0</i>	

38 43 Stephen DEGNAN

Total Time **20:48.909** Avg Speed **103.021** Behind **2:30.574**

Best Time **5:11.460** Best Speed **103.679** On **2** Gp **b**

Lap	Lap Time	Lap Speed	Sector 1	Sector 2	Sector 3	Speed Trap	
1	5:13.149	101.511			1:38.992	1:14.288	165.8
2	5:11.460	103.679	2:17.557	1:39.175	1:14.728	161.5	
3	5:11.715	103.595	2:17.255	1:40.263	1:14.197	158.8	
4	5:12.585	103.306	2:17.397	1:39.673	1:15.515	158.4	
<i>Ideal</i>	<i>5:10.444</i>	<i>104.019</i>	<i>2:17.255</i>	<i>1:38.992</i>	<i>1:14.197</i>	<i>165.8</i>	

39 26 Dennis BOOTH

Total Time **20:49.559** Avg Speed **102.968** Behind **2:31.224**

Best Time **5:09.044** Best Speed **104.490** On **4** Gp **b**

Lap	Lap Time	Lap Speed	Sector 1	Sector 2	Sector 3	Speed Trap	
1	5:15.994	100.597			1:39.820	1:14.096	155.9
2	5:13.121	103.129	2:18.693	1:39.942	1:14.486	158.4	
3	5:11.400	103.699	2:18.326	1:39.407	1:13.667	161.9	
4	5:09.044	104.490	2:17.297	1:38.744	1:13.003	160.3	
<i>Ideal</i>	<i>5:09.044</i>	<i>104.490</i>	<i>2:17.297</i>	<i>1:38.744</i>	<i>1:13.003</i>	<i>161.9</i>	

40 90 Craig KENNELLY

Total Time **21:03.241** Avg Speed **101.852** Behind **2:44.906**

Best Time **5:13.133** Best Speed **103.126** On **2** Gp **b**

Lap	Lap Time	Lap Speed	Sector 1	Sector 2	Sector 3	Speed Trap	
1	5:15.631	100.713			1:39.983	1:15.292	159.6
2	5:13.133	103.126	2:18.329	1:40.105	1:14.699	163.0	
3	5:16.860	101.913	2:20.068	1:41.107	1:15.685	156.6	
4	5:17.617	101.670	2:19.109	1:41.557	1:16.951	158.8	
<i>Ideal</i>	<i>5:13.011</i>	<i>103.166</i>	<i>2:18.329</i>	<i>1:39.983</i>	<i>1:14.699</i>	<i>163.0</i>	

SUPERSPORT

Race 2 – Fraser Homes Supersport

Thursday, 08 May 2025

DETAILED SECTOR ANALYSIS

Race Classification

Position

41 75 Austen WEBSTER

Total Time **21:03.400** Avg Speed **101.839** Behind **2:45.065**

Best Time **5:13.775** Best Speed **102.915** On **2** Gp **b**

Lap	Lap Time	Lap Speed	Sector 1	Sector 2	Sector 3	Speed Trap
1	5:16.502	100.435		1:41.557	1:14.060	150.0
2	5:13.775	102.915	2:18.841	1:41.448	1:13.486	156.2
3	5:15.762	102.267	2:19.004	1:42.219	1:14.539	156.2
4	5:17.361	101.752	2:19.238	1:41.926	1:16.197	155.1
<i>Ideal</i>	<i>5:13.775</i>	<i>102.915</i>	<i>2:18.841</i>	<i>1:41.448</i>	<i>1:13.486</i>	<i>156.2</i>

42 66 Alan JOHNSTON

Total Time **21:30.614** Avg Speed **99.692** Behind **3:12.279**

Best Time **5:20.243** Best Speed **100.836** On **2** Gp **b**

Lap	Lap Time	Lap Speed	Sector 1	Sector 2	Sector 3	Speed Trap
1	5:19.182	99.592		1:42.863	1:15.048	154.4
2	5:20.243	100.836	2:20.354	1:43.233	1:16.656	156.6
3	5:24.556	99.496	2:23.935	1:43.812	1:16.809	154.4
4	5:26.633	98.863	2:24.571	1:45.119	1:16.943	155.9
<i>Ideal</i>	<i>5:18.265</i>	<i>101.463</i>	<i>2:20.354</i>	<i>1:42.863</i>	<i>1:15.048</i>	<i>156.6</i>

Not Classified

Position

DNF 222 Michael GAHAN

Total Time **9:54.591** Avg Speed **107.772** Behind

Best Time **5:00.148** Best Speed **107.587** On **2** Gp **b**

Lap	Lap Time	Lap Speed	Sector 1	Sector 2	Sector 3	Speed Trap
1	4:54.443	107.960		1:35.140	1:09.904	168.3
2	5:00.148	107.587	2:11.473	1:36.465		165.8
<i>Ideal</i>	<i>4:56.517</i>	<i>108.904</i>	<i>2:11.473</i>	<i>1:35.140</i>	<i>1:09.904</i>	<i>168.3</i>

DNF 8 Christian ELKIN

Total Time **4:47.333** Avg Speed **110.631** Behind

Best Time **0.000** Best Speed **0.000** On **0** Gp **a**

Lap	Lap Time	Lap Speed	Sector 1	Sector 2	Sector 3	Speed Trap
1	4:47.333	110.631		1:32.477	1:08.406	181.0
<i>Ideal</i>	<i>0.000</i>	<i>0.000</i>		<i>1:32.477</i>	<i>1:08.406</i>	<i>181.0</i>

Not Classified

Position

DNF 35 Daniel INGHAM

Total Time **4:53.417** Avg Speed **108.337** Behind

Best Time **0.000** Best Speed **0.000** On **0** Gp **b**

Lap	Lap Time	Lap Speed	Sector 1	Sector 2	Sector 3	Speed Trap
1	4:53.417	108.337		1:35.391	1:09.316	170.9
<i>Ideal</i>	<i>0.000</i>	<i>0.000</i>		<i>1:35.391</i>	<i>1:09.316</i>	<i>170.9</i>

DNF 109 Neil KERNOHAN

Total Time **5:06.554** Avg Speed **103.695** Behind

Best Time **0.000** Best Speed **0.000** On **0** Gp **b**

Lap	Lap Time	Lap Speed	Sector 1	Sector 2	Sector 3	Speed Trap
1	5:06.554	103.695		1:36.525		170.0
<i>Ideal</i>	<i>0.000</i>	<i>0.000</i>		<i>1:36.525</i>		<i>170.0</i>

DNF 20 Andrea MAJOLA

Total Time **6:00.889** Avg Speed **88.082** Behind

Best Time **0.000** Best Speed **0.000** On **0** Gp **b**

Lap	Lap Time	Lap Speed	Sector 1	Sector 2	Sector 3	Speed Trap
1	6:00.889	88.082		2:15.056		163.4
<i>Ideal</i>	<i>0.000</i>	<i>0.000</i>		<i>2:15.056</i>		<i>163.4</i>

DNF 45 Andy HORNBY

Total Time **6:20.113** Avg Speed **83.628** Behind

Best Time **0.000** Best Speed **0.000** On **0** Gp **b**

Lap	Lap Time	Lap Speed	Sector 1	Sector 2	Sector 3	Speed Trap
1	6:20.113	83.628		2:24.897		165.8
<i>Ideal</i>	<i>0.000</i>	<i>0.000</i>		<i>2:24.897</i>		<i>165.8</i>

SUPERSPORT

Race 2 – Fraser Homes Supersport

LAP CHART

1

No	Name	Gp	Time of Day	Lap Time
47	Richard COOPER	a	18:56:21.606	4:32.951
1	Davey TODD	a	18:56:21.784	4:33.129
3	Dean HARRISON	a	18:56:22.095	4:33.440
666	Peter HICKMAN	a	18:56:22.924	4:34.269
6	Michael DUNLOP	a	18:56:23.423	4:34.768
36	Jamie COWARD	a	18:56:23.616	4:34.961
34	Alastair SEELEY	a	18:56:25.412	4:36.757
22	Paul JORDAN	a	18:56:25.618	4:36.963
12	Ian HUTCHINSON	a	18:56:26.061	4:37.406
7	Josh BROOKES	a	18:56:26.778	4:38.123
56	Adam McLEAN	a	18:56:27.070	4:38.415
16	Mike BROWNE	a	18:56:27.887	4:39.232
199	Pierre Yves BIAN	a	18:56:28.794	4:40.139
65	Michael SWEENEY	a	18:56:29.151	4:40.496
99	Jeremy McWILLIAMS	a	18:56:29.916	4:41.261
30	Jonathan GOETSCHY	a	18:56:35.202	4:46.547
18	Michael EVANS	a	18:56:35.336	4:46.681
8	Christian ELKIN	a	18:56:35.988	4:47.333
23	Kevin KEYES	a	18:56:36.387	4:47.732
15	Nathan HARRISON	a	18:56:36.604	4:47.949
80	Barry FURBER	b	18:56:36.956	4:48.301
59	Darryl TWEED	a	18:56:36.992	4:48.337
11	Conor CUMMINS	a	18:56:37.473	4:48.818
384	Mauro PONCINI	a	18:56:38.959	4:50.304
39	Allann VENTER	b	18:56:39.001	4:50.346
42	Jonathan PERRY	b	18:56:40.763	4:52.108
40	Rhys HARDISTY	b	18:56:41.033	4:52.378
52	Jamie CRINGLE	b	18:56:41.634	4:52.979
35	Daniel INGHAM	b	18:56:42.072	4:53.417
222	Michael GAHAN	b	18:56:43.098	4:54.443
10	James CHAWKE	b	18:56:44.355	4:55.700
32	Martin MORRIS	b	18:56:45.433	4:56.778
91	Graham McALEESE	b	18:56:53.343	5:04.688
109	Neil KERNOHAN	b	18:56:55.209	5:06.554
44	Liam CHAWKE	b	18:56:55.555	5:06.900
73	David BROOK	b	18:56:56.390	5:07.735
69	Yann GALLI	b	18:56:56.737	5:08.082
93	Paul CRANSTON	b	18:56:57.289	5:08.634
88	Sean McTAGGART	b	18:56:57.662	5:09.007
19	Wayne BOURGEAIS	b	18:56:59.099	5:10.444
50	Darragh CREAN	b	18:57:01.297	5:12.642
43	Stephen DEGNAN	b	18:57:01.804	5:13.149
90	Craig KENNELLY	b	18:57:04.286	5:15.631
26	Dennis BOOTH	b	18:57:04.649	5:15.994
75	Austen WEBSTER	b	18:57:05.157	5:16.502
66	Alan JOHNSTON	b	18:57:07.837	5:19.182
20	Andrea MAJOLA	b	18:57:49.544	6:00.889

1

No	Name	Gp	Time of Day	Lap Time
45	Andy HORNBY	b	18:58:08.768	6:20.113

2

No	Name	Gp	Time of Day	Lap Time
1	Davey TODD	a	19:00:57.475	4:35.691
47	Richard COOPER	a	19:00:57.752	4:36.146
3	Dean HARRISON	a	19:00:58.107	4:36.012
6	Michael DUNLOP	a	19:00:58.272	4:34.849
666	Peter HICKMAN	a	19:00:58.896	4:35.972
36	Jamie COWARD	a	19:01:00.936	4:37.320
34	Alastair SEELEY	a	19:01:04.559	4:39.147
12	Ian HUTCHINSON	a	19:01:04.815	4:38.754
56	Adam McLEAN	a	19:01:05.041	4:37.971
22	Paul JORDAN	a	19:01:05.236	4:39.618
16	Mike BROWNE	a	19:01:05.862	4:37.975
7	Josh BROOKES	a	19:01:09.118	4:42.340
99	Jeremy McWILLIAMS	a	19:01:10.750	4:40.834
65	Michael SWEENEY	a	19:01:11.732	4:42.581
199	Pierre Yves BIAN	a	19:01:12.324	4:43.530
18	Michael EVANS	a	19:01:19.272	4:43.936
15	Nathan HARRISON	a	19:01:21.240	4:44.636
23	Kevin KEYES	a	19:01:23.130	4:46.743
11	Conor CUMMINS	a	19:01:24.070	4:46.597
30	Jonathan GOETSCHY	a	19:01:24.158	4:48.956
59	Darryl TWEED	a	19:01:26.887	4:49.895
384	Mauro PONCINI	a	19:01:28.027	4:49.068
80	Barry FURBER	b	19:01:30.117	4:53.161
39	Allann VENTER	b	19:01:30.366	4:51.365
52	Jamie CRINGLE	b	19:01:35.816	4:54.182
40	Rhys HARDISTY	b	19:01:36.181	4:55.148
42	Jonathan PERRY	b	19:01:36.657	4:55.894
32	Martin MORRIS	b	19:01:42.251	4:56.818
10	James CHAWKE	b	19:01:42.507	4:58.152
222	Michael GAHAN	b	19:01:43.246	5:00.148
91	Graham McALEESE	b	19:01:57.135	5:03.792
73	David BROOK	b	19:01:58.809	5:02.419
69	Yann GALLI	b	19:02:00.988	5:04.251
44	Liam CHAWKE	b	19:02:01.732	5:06.177
93	Paul CRANSTON	b	19:02:03.979	5:06.690
88	Sean McTAGGART	b	19:02:04.330	5:06.668
19	Wayne BOURGEAIS	b	19:02:05.612	5:06.513
50	Darragh CREAN	b	19:02:07.680	5:06.383
43	Stephen DEGNAN	b	19:02:13.264	5:11.460
90	Craig KENNELLY	b	19:02:17.419	5:13.133
26	Dennis BOOTH	b	19:02:17.770	5:13.121
75	Austen WEBSTER	b	19:02:18.932	5:13.775
66	Alan JOHNSTON	b	19:02:28.080	5:20.243

3

No	Name	Gp	Time of Day	Lap Time
47	Richard COOPER	a	19:05:33.729	4:35.977
1	Davey TODD	a	19:05:34.378	4:36.903
6	Michael DUNLOP	a	19:05:34.828	4:36.556
3	Dean HARRISON	a	19:05:35.093	4:36.986
666	Peter HICKMAN	a	19:05:35.340	4:36.444
36	Jamie COWARD	a	19:05:35.835	4:34.899
16	Mike BROWNE	a	19:05:42.229	4:36.367
56	Adam McLEAN	a	19:05:42.977	4:37.936
12	Ian HUTCHINSON	a	19:05:43.624	4:38.809
34	Alastair SEELEY	a	19:05:44.350	4:39.791
22	Paul JORDAN	a	19:05:44.511	4:39.275
7	Josh BROOKES	a	19:05:49.163	4:40.045
99	Jeremy McWILLIAMS	a	19:05:52.377	4:41.627
65	Michael SWEENEY	a	19:05:52.880	4:41.148
199	Pierre Yves BIAN	a	19:05:53.589	4:41.265
18	Michael EVANS	a	19:06:02.441	4:43.169
15	Nathan HARRISON	a	19:06:04.978	4:43.738
11	Conor CUMMINS	a	19:06:09.101	4:45.031
30	Jonathan GOETSCHY	a	19:06:10.396	4:46.238
23	Kevin KEYES	a	19:06:10.936	4:47.806
59	Darryl TWEED	a	19:06:15.736	4:48.849
384	Mauro PONCINI	a	19:06:16.300	4:48.273
80	Barry FURBER	b	19:06:21.920	4:51.803
39	Allann VENTER	b	19:06:22.326	4:51.960
42	Jonathan PERRY	b	19:06:30.847	4:54.190
52	Jamie CRINGLE	b	19:06:31.803	4:55.987
40	Rhys HARDISTY	b	19:06:32.273	4:56.092
10	James CHAWKE	b	19:06:38.775	4:56.268
32	Martin MORRIS	b	19:06:39.932	4:57.681
91	Graham McALEESE	b	19:07:00.071	5:02.936
73	David BROOK	b	19:07:01.704	5:02.895
69	Yann GALLI	b	19:07:05.234	5:04.246
19	Wayne BOURGEOIS	b	19:07:08.134	5:02.522
88	Sean McTAGGART	b	19:07:09.660	5:05.330
44	Liam CHAWKE	b	19:07:10.768	5:09.036
93	Paul CRANSTON	b	19:07:11.690	5:07.711
50	Darragh CREAN	b	19:07:13.944	5:06.264
43	Stephen DEGNAN	b	19:07:24.979	5:11.715
26	Dennis BOOTH	b	19:07:29.170	5:11.400
90	Craig KENNELLY	b	19:07:34.279	5:16.860
75	Austen WEBSTER	b	19:07:34.694	5:15.762
66	Alan JOHNSTON	b	19:07:52.636	5:24.556

4

No	Name	Gp	Time of Day	Lap Time
6	Michael DUNLOP	a	19:10:06.990	4:32.162
47	Richard COOPER	a	19:10:07.368	4:33.639
1	Davey TODD	a	19:10:07.489	4:33.111
3	Dean HARRISON	a	19:10:08.036	4:32.943
666	Peter HICKMAN	a	19:10:11.004	4:35.664
36	Jamie COWARD	a	19:10:11.318	4:35.483
16	Mike BROWNE	a	19:10:19.735	4:37.506
56	Adam McLEAN	a	19:10:20.294	4:37.317
34	Alastair SEELEY	a	19:10:21.103	4:36.753
22	Paul JORDAN	a	19:10:22.639	4:38.128
12	Ian HUTCHINSON	a	19:10:23.160	4:39.536
7	Josh BROOKES	a	19:10:28.799	4:39.636
99	Jeremy McWILLIAMS	a	19:10:33.724	4:41.347
199	Pierre Yves BIAN	a	19:10:35.044	4:41.455
65	Michael SWEENEY	a	19:10:35.447	4:42.567
18	Michael EVANS	a	19:10:46.104	4:43.663
15	Nathan HARRISON	a	19:10:50.675	4:45.697
11	Conor CUMMINS	a	19:10:56.505	4:47.404
30	Jonathan GOETSCHY	a	19:10:58.206	4:47.810
23	Kevin KEYES	a	19:10:58.593	4:47.657
384	Mauro PONCINI	a	19:11:03.887	4:47.587
59	Darryl TWEED	a	19:11:04.113	4:48.377
39	Allann VENTER	b	19:11:12.368	4:50.042
80	Barry FURBER	b	19:11:12.942	4:51.022
52	Jamie CRINGLE	b	19:11:26.050	4:54.247
42	Jonathan PERRY	b	19:11:26.782	4:55.935
40	Rhys HARDISTY	b	19:11:28.342	4:56.069
10	James CHAWKE	b	19:11:33.891	4:55.116
32	Martin MORRIS	b	19:11:38.283	4:58.351
91	Graham McALEESE	b	19:12:01.763	5:01.692
73	David BROOK	b	19:12:07.908	5:06.204
19	Wayne BOURGEOIS	b	19:12:08.504	5:00.370
69	Yann GALLI	b	19:12:09.224	5:03.990
44	Liam CHAWKE	b	19:12:18.598	5:07.830
93	Paul CRANSTON	b	19:12:19.375	5:07.685
88	Sean McTAGGART	b	19:12:20.476	5:10.816
50	Darragh CREAN	b	19:12:24.824	5:10.880
43	Stephen DEGNAN	b	19:12:37.564	5:12.585
26	Dennis BOOTH	b	19:12:38.214	5:09.044
90	Craig KENNELLY	b	19:12:51.896	5:17.617
75	Austen WEBSTER	b	19:12:52.055	5:17.361
66	Alan JOHNSTON	b	19:13:19.269	5:26.633

BRIGGS EQUIPMENT NORTH WEST 200

SUPERSPORT

Race 2 – Fraser Homes Supersport

SECTOR ANALYSIS

Perfect Lap (sum of best sectors) = 4:31.801



SECTOR 1			SECTOR 2		SECTOR 3		IDEAL / BEST								
FINISH - BALLYALLY			BALLYALLY - METROPOLE		METROPOLE - FINISH		COMPARISON								
Pos	No	Name	Time	No	Name	No	Name	Pos	No	Name	Ideal Time	Best Time	Diff		
1	6	Michael DUNLOP	2:00.108	6	Michael DUNLOP	1:27.591	1	Davey TODD	1:04.102	1	6	Michael DUNLOP	4:32.162	4:32.162	0.000
2	3	Dean HARRISON	2:00.502	1	Davey TODD	1:28.113	3	Dean HARRISON	1:04.266	2	3	Dean HARRISON	4:32.943	4:32.943	0.000
3	47	Richard COOPER	2:00.863	3	Dean HARRISON	1:28.175	47	Richard COOPER	1:04.296	3	1	Davey TODD	4:33.111	4:33.111	0.000
4	1	Davey TODD	2:00.896	47	Richard COOPER	1:28.301	6	Michael DUNLOP	1:04.463	4	47	Richard COOPER	4:33.460	4:33.639	0.179
5	36	Jamie COWARD	2:01.518	666	Peter HICKMAN	1:28.758	36	Jamie COWARD	1:04.518	5	36	Jamie COWARD	4:34.834	4:34.899	0.065
6	666	Peter HICKMAN	2:01.578	36	Jamie COWARD	1:28.798	666	Peter HICKMAN	1:04.871	6	666	Peter HICKMAN	4:35.207	4:35.664	0.457
7	16	Mike BROWNE	2:01.634	16	Mike BROWNE	1:29.017	56	Adam McLEAN	1:04.937	7	16	Mike BROWNE	4:35.995	4:36.367	0.372
8	56	Adam McLEAN	2:02.003	34	Alastair SEELEY	1:29.038	34	Alastair SEELEY	1:05.169	8	34	Alastair SEELEY	4:36.753	4:36.753	0.000
9	12	Ian HUTCHINSON	2:02.508	7	Josh BROOKES	1:29.314	16	Mike BROWNE	1:05.344	9	56	Adam McLEAN	4:36.330	4:37.317	0.987
10	34	Alastair SEELEY	2:02.546	22	Paul JORDAN	1:29.370	12	Ian HUTCHINSON	1:05.355	10	22	Paul JORDAN	4:37.885	4:38.128	0.243
11	22	Paul JORDAN	2:02.980	56	Adam McLEAN	1:29.390	22	Paul JORDAN	1:05.535	11	12	Ian HUTCHINSON	4:37.760	4:38.754	0.994
12	7	Josh BROOKES	2:03.027	12	Ian HUTCHINSON	1:29.897	7	Josh BROOKES	1:05.753	12	7	Josh BROOKES	4:38.094	4:39.636	1.542
13	65	Michael SWEENEY	2:03.425	199	Pierre Yves BIAN	1:30.256	99	Jeremy McWILLIAMS	1:05.960	13	99	Jeremy McWILLIAMS	4:40.002	4:40.834	0.832
14	99	Jeremy McWILLIAMS	2:03.560	65	Michael SWEENEY	1:30.367	65	Michael SWEENEY	1:06.054	14	65	Michael SWEENEY	4:39.846	4:41.148	1.302
15	199	Pierre Yves BIAN	2:04.174	99	Jeremy McWILLIAMS	1:30.482	199	Pierre Yves BIAN	1:06.200	15	199	Pierre Yves BIAN	4:40.630	4:41.265	0.635
16	18	Michael EVANS	2:05.207	18	Michael EVANS	1:30.944	15	Nathan HARRISON	1:06.249	16	18	Michael EVANS	4:43.013	4:43.169	0.156
17	15	Nathan HARRISON	2:05.616	15	Nathan HARRISON	1:31.647	11	Conor CUMMINS	1:06.428	17	15	Nathan HARRISON	4:43.512	4:43.738	0.226
18	30	Jonathan GOETSCHY	2:05.819	30	Jonathan GOETSCHY	1:31.817	18	Michael EVANS	1:06.862	18	11	Conor CUMMINS	4:44.848	4:45.031	0.183
19	11	Conor CUMMINS	2:06.186	11	Conor CUMMINS	1:32.234	30	Jonathan GOETSCHY	1:07.362	19	30	Jonathan GOETSCHY	4:44.998	4:46.238	1.240
20	23	Kevin KEYES	2:06.406	23	Kevin KEYES	1:32.262	23	Kevin KEYES	1:07.467	20	23	Kevin KEYES	4:46.135	4:46.743	0.608
21	384	Mauro PONCINI	2:06.707	8	Christian ELKIN	1:32.477	59	Darryl TWEED	1:07.909	21	384	Mauro PONCINI	4:47.353	4:47.587	0.234
22	59	Darryl TWEED	2:07.497	59	Darryl TWEED	1:32.528	384	Mauro PONCINI	1:08.027	22	59	Darryl TWEED	4:47.934	4:48.377	0.443
23	39	Allann VENTER	2:08.594	384	Mauro PONCINI	1:32.619	8	Christian ELKIN	1:08.406	23	39	Allann VENTER	4:50.042	4:50.042	0.000
24	80	Barry FURBER	2:08.766	39	Allann VENTER	1:33.034	39	Allann VENTER	1:08.414	24	80	Barry FURBER	4:50.466	4:51.022	0.556
25	52	Jamie CRINGLE	2:09.727	80	Barry FURBER	1:33.035	80	Barry FURBER	1:08.665	25	52	Jamie CRINGLE	4:53.176	4:54.182	1.006
26	40	Rhys HARDISTY	2:09.822	40	Rhys HARDISTY	1:33.832	42	Jonathan PERRY	1:09.114	26	42	Jonathan PERRY	4:54.190	4:54.190	0.000
27	42	Jonathan PERRY	2:10.156	52	Jamie CRINGLE	1:34.270	52	Jamie CRINGLE	1:09.179	27	10	James CHAWKE	4:55.116	4:55.116	0.000
28	32	Martin MORRIS	2:10.244	32	Martin MORRIS	1:34.918	40	Rhys HARDISTY	1:09.300	28	40	Rhys HARDISTY	4:52.954	4:55.148	2.194
29	10	James CHAWKE	2:10.505	42	Jonathan PERRY	1:34.920	35	Daniel INGHAM	1:09.316	29	32	Martin MORRIS	4:55.138	4:56.818	1.680
30	222	Michael GAHAN	2:11.473	10	James CHAWKE	1:35.036	10	James CHAWKE	1:09.575	30	222	Michael GAHAN	4:56.517	5:00.148	3.631
31	91	Graham McALEESE	2:12.460	222	Michael GAHAN	1:35.140	222	Michael GAHAN	1:09.904	31	19	Wayne BOURGEOIS	5:00.370	5:00.370	0.000
32	19	Wayne BOURGEOIS	2:13.062	35	Daniel INGHAM	1:35.391	32	Martin MORRIS	1:09.976	32	91	Graham McALEESE	5:00.063	5:01.692	1.629
33	73	David BROOK	2:13.181	91	Graham McALEESE	1:35.679	19	Wayne BOURGEOIS	1:11.375	33	73	David BROOK	5:01.582	5:02.419	0.837
34	69	Yann GALLI	2:14.159	19	Wayne BOURGEOIS	1:35.933	69	Yann GALLI	1:11.554	34	69	Yann GALLI	5:03.307	5:03.990	0.683
35	44	Liam CHAWKE	2:14.407	50	Darragh CREAN	1:36.438	88	Sean McTAGGART	1:11.685	35	88	Sean McTAGGART	5:04.536	5:05.330	0.794
36	50	Darragh CREAN	2:14.529	73	David BROOK	1:36.457	91	Graham McALEESE	1:11.924	36	44	Liam CHAWKE	5:05.435	5:06.177	0.742
37	93	Paul CRANSTON	2:15.030	109	Neil KERNOHAN	1:36.525	73	David BROOK	1:11.944	37	50	Darragh CREAN	5:03.344	5:06.264	2.920
38	88	Sean McTAGGART	2:15.200	69	Yann GALLI	1:37.594	93	Paul CRANSTON	1:12.217	38	93	Paul CRANSTON	5:05.757	5:06.690	0.933
39	43	Stephen DEGNAN	2:17.255	88	Sean McTAGGART	1:37.651	50	Darragh CREAN	1:12.377	39	26	Dennis BOOTH	5:09.044	5:09.044	0.000
40	26	Dennis BOOTH	2:17.297	44	Liam CHAWKE	1:38.167	44	Liam CHAWKE	1:12.861	40	43	Stephen DEGNAN	5:10.444	5:11.460	1.016
41	90	Craig KENNELLY	2:18.329	93	Paul CRANSTON	1:38.510	26	Dennis BOOTH	1:13.003	41	90	Craig KENNELLY	5:13.011	5:13.133	0.122
42	75	Austen WEBSTER	2:18.841	26	Dennis BOOTH	1:38.744	75	Austen WEBSTER	1:13.486	42	75	Austen WEBSTER	5:13.775	5:13.775	0.000
43	66	Alan JOHNSTON	2:20.354	43	Stephen DEGNAN	1:38.992	43	Stephen DEGNAN	1:14.197	43	66	Alan JOHNSTON	5:18.265	5:20.243	1.978
				90	Craig KENNELLY	1:39.983	90	Craig KENNELLY	1:14.699						
				75	Austen WEBSTER	1:41.448	66	Alan JOHNSTON	1:15.048						
				66	Alan JOHNSTON	1:42.863									
				20	Andrea MAJOLA	2:15.056									
				45	Andy HORNBY	2:24.897									



BRIGGS EQUIPMENT NORTH WEST 200

SUPERSPORT

Race 2 – Fraser Homes Supersport

SECTOR ANALYSIS

Perfect Lap (sum of best sectors) = 4:31.801



SECTOR 1			SECTOR 2		SECTOR 3		IDEAL / BEST					
FINISH - BALLYALLY			BALLYALLY - METROPOLE		METROPOLE - FINISH		COMPARISON					
Pos	No	Name	Time	No	Name	Time	Pos	No	Name	Ideal Time	Best Time	Diff
1	6	Michael DUNLOP	2:00.108	6	Michael DUNLOP	1:27.591	1	Davey TODD	1:04.102	4:32.162	4:32.162	0.000
2	3	Dean HARRISON	2:00.502	1	Davey TODD	1:28.113	3	Dean HARRISON	1:04.266	4:32.943	4:32.943	0.000
3	47	Richard COOPER	2:00.863	3	Dean HARRISON	1:28.175	47	Richard COOPER	1:04.296	4:33.111	4:33.111	0.000
4	1	Davey TODD	2:00.896	47	Richard COOPER	1:28.301	6	Michael DUNLOP	1:04.463	4:33.460	4:33.639	0.179
5	36	Jamie COWARD	2:01.518	666	Peter HICKMAN	1:28.758	36	Jamie COWARD	1:04.518	4:34.834	4:34.899	0.065
6	666	Peter HICKMAN	2:01.578	36	Jamie COWARD	1:28.798	666	Peter HICKMAN	1:04.871	4:35.207	4:35.664	0.457
7	16	Mike BROWNE	2:01.634	16	Mike BROWNE	1:29.017	56	Adam McLEAN	1:04.937	4:35.995	4:36.367	0.372
8	56	Adam McLEAN	2:02.003	34	Alastair SEELEY	1:29.038	34	Alastair SEELEY	1:05.169	4:36.753	4:36.753	0.000
9	12	Ian HUTCHINSON	2:02.508	7	Josh BROOKES	1:29.314	16	Mike BROWNE	1:05.344	4:36.330	4:37.317	0.987
10	34	Alastair SEELEY	2:02.546	22	Paul JORDAN	1:29.370	12	Ian HUTCHINSON	1:05.355	4:37.885	4:38.128	0.243
11	22	Paul JORDAN	2:02.980	56	Adam McLEAN	1:29.390	22	Paul JORDAN	1:05.535	4:37.760	4:38.754	0.994
12	7	Josh BROOKES	2:03.027	12	Ian HUTCHINSON	1:29.897	7	Josh BROOKES	1:05.753	4:38.094	4:39.636	1.542
13	65	Michael SWEENEY	2:03.425	199	Pierre Yves BIAN	1:30.256	99	Jeremy McWILLIAMS	1:05.960	4:40.002	4:40.834	0.832
14	99	Jeremy McWILLIAMS	2:03.560	65	Michael SWEENEY	1:30.367	65	Michael SWEENEY	1:06.054	4:39.846	4:41.148	1.302
15	199	Pierre Yves BIAN	2:04.174	99	Jeremy McWILLIAMS	1:30.482	199	Pierre Yves BIAN	1:06.200	4:40.630	4:41.265	0.635
16	18	Michael EVANS	2:05.207	18	Michael EVANS	1:30.944	15	Nathan HARRISON	1:06.249	4:43.013	4:43.169	0.156
17	15	Nathan HARRISON	2:05.616	15	Nathan HARRISON	1:31.647	11	Conor CUMMINS	1:06.428	4:43.512	4:43.738	0.226
18	30	Jonathan GOETSCHY	2:05.819	30	Jonathan GOETSCHY	1:31.817	18	Michael EVANS	1:06.862	4:44.848	4:45.031	0.183
19	11	Conor CUMMINS	2:06.186	11	Conor CUMMINS	1:32.234	30	Jonathan GOETSCHY	1:07.362	4:44.998	4:46.238	1.240
20	23	Kevin KEYES	2:06.406	23	Kevin KEYES	1:32.262	23	Kevin KEYES	1:07.467	4:46.135	4:46.743	0.608
21	384	Mauro PONCINI	2:06.707	8	Christian ELKIN	1:32.477	59	Darryl TWEED	1:07.909	4:47.353	4:47.587	0.234
22	59	Darryl TWEED	2:07.497	59	Darryl TWEED	1:32.528	384	Mauro PONCINI	1:08.027	4:47.934	4:48.377	0.443
23	39	Allann VENTER	2:08.594	384	Mauro PONCINI	1:32.619	8	Christian ELKIN	1:08.406	4:50.042	4:50.042	0.000
24	80	Barry FURBER	2:08.766	39	Allann VENTER	1:33.034	39	Allann VENTER	1:08.414	4:50.466	4:51.022	0.556
25	52	Jamie CRINGLE	2:09.727	80	Barry FURBER	1:33.035	80	Barry FURBER	1:08.665	4:53.176	4:54.182	1.006
26	40	Rhys HARDISTY	2:09.822	40	Rhys HARDISTY	1:33.832	42	Jonathan PERRY	1:09.114	4:54.190	4:54.190	0.000
27	42	Jonathan PERRY	2:10.156	52	Jamie CRINGLE	1:34.270	52	Jamie CRINGLE	1:09.179	4:55.116	4:55.116	0.000
28	32	Martin MORRIS	2:10.244	32	Martin MORRIS	1:34.918	40	Rhys HARDISTY	1:09.300	4:52.954	4:55.148	2.194
29	10	James CHAWKE	2:10.505	42	Jonathan PERRY	1:34.920	35	Daniel INGHAM	1:09.316	4:55.138	4:56.818	1.680
30	222	Michael GAHAN	2:11.473	10	James CHAWKE	1:35.036	10	James CHAWKE	1:09.575	4:56.517	5:00.148	3.631
31	91	Graham McALEESE	2:12.460	222	Michael GAHAN	1:35.140	222	Michael GAHAN	1:09.904	5:00.370	5:00.370	0.000
32	19	Wayne BOURGEOIS	2:13.062	35	Daniel INGHAM	1:35.391	32	Martin MORRIS	1:09.976	5:00.063	5:01.692	1.629
33	73	David BROOK	2:13.181	91	Graham McALEESE	1:35.679	19	Wayne BOURGEOIS	1:11.375	5:01.582	5:02.419	0.837
34	69	Yann GALLI	2:14.159	19	Wayne BOURGEOIS	1:35.933	69	Yann GALLI	1:11.554	5:03.307	5:03.990	0.683
35	44	Liam CHAWKE	2:14.407	50	Darragh CREAN	1:36.438	88	Sean McTAGGART	1:11.685	5:04.536	5:05.330	0.794
36	50	Darragh CREAN	2:14.529	73	David BROOK	1:36.457	91	Graham McALEESE	1:11.924	5:05.435	5:06.177	0.742
37	93	Paul CRANSTON	2:15.030	109	Neil KERNOHAN	1:36.525	73	David BROOK	1:11.944	5:03.344	5:06.264	2.920
38	88	Sean McTAGGART	2:15.200	69	Yann GALLI	1:37.594	93	Paul CRANSTON	1:12.217	5:05.757	5:06.690	0.933
39	43	Stephen DEGNAN	2:17.255	88	Sean McTAGGART	1:37.651	50	Darragh CREAN	1:12.377	5:09.044	5:09.044	0.000
40	26	Dennis BOOTH	2:17.297	44	Liam CHAWKE	1:38.167	44	Liam CHAWKE	1:12.861	5:10.444	5:11.460	1.016
41	90	Craig KENNELLY	2:18.329	93	Paul CRANSTON	1:38.510	26	Dennis BOOTH	1:13.003	5:13.011	5:13.133	0.122
42	75	Austen WEBSTER	2:18.841	26	Dennis BOOTH	1:38.744	75	Austen WEBSTER	1:13.486	5:13.775	5:13.775	0.000
43	66	Alan JOHNSTON	2:20.354	43	Stephen DEGNAN	1:38.992	43	Stephen DEGNAN	1:14.197	5:18.265	5:20.243	1.978
				90	Craig KENNELLY	1:39.983	90	Craig KENNELLY	1:14.699			
				75	Austen WEBSTER	1:41.448	66	Alan JOHNSTON	1:15.048			
				66	Alan JOHNSTON	1:42.863						
				20	Andrea MAJOLA	2:15.056						
				45	Andy HORNBLY	2:24.897						



Class No/Name **Fastest** Lap 1 Lap 2 Lap 3 Lap 4 Lap 5 Lap 6 Lap 7 Lap 8 Lap 9 Lap 10 Lap 11 Lap 12

SSP

Class	No/Name	Fastest	Lap 1	Lap 2	Lap 3	Lap 4	Lap 5	Lap 6	Lap 7	Lap 8	Lap 9	Lap 10	Lap 11	Lap 12
SSP	56 Adam McLEAN	184.5	183.0	184.5	172.2	175.8								
SSP	666 Peter HICKMAN	183.0	181.5	183.0	175.3	178.1								
SSP	16 Mike BROWNE	182.0	174.9	182.0	177.7	177.2								
SSP	3 Dean HARRISON	181.5	180.0	179.5	173.5	181.5								
SSP	6 Michael DUNLOP	181.0	180.5	181.0	171.8	179.5								
SSP	36 Jamie COWARD	181.0	180.5	177.7	177.7	181.0								
SSP	8 Christian ELKIN	181.0	181.0											
SSP	18 Michael EVANS	181.0	181.0	170.5	172.6	172.2								
SSP	7 Josh BROOKES	180.5	180.5	178.6	175.3	174.4								
SSP	1 Davey TODD	179.5	174.4	179.5	176.3	177.7								
SSP	99 Jeremy McWILLIAMS	177.7	177.7	174.0	172.6	170.5								
SSP	47 Richard COOPER	177.2	175.8	177.2	176.3	175.8								
SSP	22 Paul JORDAN	177.2	176.3	177.2	175.8	174.9								
SSP	12 Ian HUTCHINSON	177.2	177.2	177.2	174.0	174.0								
SSP	65 Michael SWEENEY	177.2	177.2	174.0	173.1	171.3								
SSP	34 Alastair SEELEY	177.2	177.2	173.5	170.0	177.2								
SSP	30 Jonathan GOETSCHY	176.7	175.8	172.2	175.3	176.7								
SSP	15 Nathan HARRISON	176.7	176.7	174.4	167.1	163.8								
SSP	11 Conor CUMMINS	175.3	175.3	175.3	173.5	169.2								
SSP	23 Kevin KEYES	174.9	172.6	174.9	167.9	172.6								
SSP	199 Pierre Yves BIAN	174.9	174.9	172.2	172.6	172.2								
SSP	384 Mauro PONCINI	174.0	174.0	172.2	172.6	169.6								
SSP	59 Darryl TWEED	173.1	169.2	173.1	168.7	164.2								
SSP	19 Wayne BOURGEOIS	171.3	148.3	153.7	171.3	171.3								
SSP	35 Daniel INGHAM	170.9	170.9											
SSP	39 Allann VENTER	170.5	163.4	162.6	170.5	167.9								
SSP	109 Neil KERNOHAN	170.0	170.0											
SSP	69 Yann GALLI	168.7	168.7	166.2	163.8	162.2								
SSP	222 Michael GAHAN	168.3	168.3	165.8										
SSP	40 Rhys HARDISTY	168.3	160.3	168.3	166.2	160.3								
SSP	80 Barry FURBER	167.9	167.9	167.9	167.9	167.1								
SSP	52 Jamie CRINGLE	167.9	163.8	167.9	166.2	161.9								
SSP	32 Martin MORRIS	167.5	161.1	167.5	166.2	167.1								
SSP	42 Jonathan PERRY	167.5	165.0	167.5	166.7	159.6								
SSP	10 James CHAWKE	167.1	167.1	166.2	164.6	161.9								
SSP	91 Graham McALEESE	166.7	159.9	165.8	166.7	165.4								
SSP	44 Liam CHAWKE	166.2	166.2	163.8	165.4	165.8								
SSP	88 Sean McTAGGART	165.8	165.0	165.8	161.9	161.1								
SSP	45 Andy HORNBY	165.8	165.8											
SSP	43 Stephen DEGNAN	165.8	165.8	161.5	158.8	158.4								
SSP	73 David BROOK	165.0	165.0	162.6	161.9	161.9								
SSP	50 Darragh CREAM	165.0	165.0	158.1	158.8	158.4								
SSP	20 Andrea MAJOLA	163.4	163.4											
SSP	90 Craig KENNELLY	163.0	159.6	163.0	156.6	158.8								
SSP	26 Dennis BOOTH	161.9	155.9	158.4	161.9	160.3								
SSP	93 Paul CRANSTON	159.2	156.6	158.4	157.7	159.2								
SSP	66 Alan JOHNSTON	156.6	154.4	156.6	154.4	155.9								
SSP	75 Austen WEBSTER	156.2	150.0	156.2	156.2	155.1								