

BRIGGS

EQUIPMENT

NW200

Wednesday 7th – Saturday 10th May 2025

**promoted by
Coleraine & District Motor Club**

www.northwest200.org



**Causeway
Coast & Glens
Borough Council**



**TOURISM
NORTHERN
IRELAND**



The Triangle Circuit 8.970 miles



MOST WINS at NORTH WEST 200 at the start of the meeting

Alastair Seeley	29	2008 - 23	(Supersport – 13, Superstock – 12, Superbike – 4)
Robert Dunlop	15	1986 - 06	(125 – 5, 250 – 4, 350 – 1, Superbike – 5)
Michael Rutter	14	1997 - 17	(Supertwin – 1, Supersport – 2, Prod'n/S'tock – 2, Superbike – 9)
Joey Dunlop	13	1979 - 88	(250 – 1, 500 – 1, Production 750 – 2, Superbike – 9)
Phillip McCallen	11	1991 - 97	(250 – 2, 400 – 1, Supersport – 4, Superbike – 4)
Glenn Irwin	11	2017 - 24	(Superbike – 11)
Bruce Anstey	10	2002 - 14	(Supersport – 5, Production/Superstock – 4, Superbike – 1)
Tony Rutter	9	1973 - 82	(250 – 2, 350 – 5, 500 – 1, Superbike – 1)
Ian Lougher	8	1991 - 05	(125 – 5, 250 – 1, Supersport – 1, Superstock – 1)
Steve Plater	8	2006 - 09	(Supersport – 3, Superbike – 5)
Steven Cull	6	1980 - 88	(250 – 3, 350 – 1, Superbike – 2)
John McGuinness	6	2000 - 12	(250 – 1, 400 – 1, Supersport – 1, Superbike – 3)
Davey Todd	6	2019 - 24	(Supersport – 4, Superstock – 2)
Arthur Wheeler	5	1951 - 62	(250 – 5)
Tommy Robb	5	1959 - 65	(125 – 1, 250 – 4)
John Williams	5	1974 - 77	(350 – 1, 500 – 2, Superbike – 2)
Mick Grant	5	1975 - 82	(500 – 2, Superbike – 3)
Woolsey Coulter	5	1989 - 98	(250 – 5)
Ian Simpson	5	1995 - 98	(Supersport – 1, Production – 1, Superbike – 3)
Ryan Farquhar	5	2003 - 15	(Supertwin – 2, Supersport – 3)
Michael Dunlop	5	2008 - 16	(250 – 1, Supersport – 1, Superstock – 1, Superbike – 2)
Lee Johnston	5	2014 - 22	(Supertwin – 2, Supersport – 2, Superstock – 1)
Richard Cooper	5	2022 - 24	(Supertwin – 4, Supersport – 1)
Ernie Nott	4	1929 - 32	(500 – 4)
Jimmie Guthrie	4	1934 - 37	(500 – 4)
Bob McIntyre	4	1953 - 61	(350 – 2, 500 – 2)
Eddie Laycock	4	1986 - 90	(250 – 4)
David Jefferies	4	1999 - 02	(Supersport – 1, Superbike – 3)
William Dunlop	4	2009 - 14	(125 – 1, 250 – 1, Supersport – 1, Superbike – 1)
Peter Hickman	4	2018 - 24	(Supertwin – 2, Superstock – 2)

The Triangle Circuit 8.970 miles

LAP & RACE RECORDS & BEST SECTORS ANALYSIS (RACE & QUALIFYING)

at the start of the meeting

SUPERTWIN	Name	Machine	Laps	m	s	mph	Session & Year
Lap Record	Richard Cooper	Kawasaki	4	47.065		112.490	Supertwin-2 2022
Best Qualifying Lap	Richard Cooper	Kawasaki	4	49.037		111.723	Tue Qualifying 2023
Best Sector 1	Richard Cooper	Kawasaki	2	08.368		114.141	Supertwin-2 2022
Best Sector 2	Richard Cooper	Kawasaki	1	29.495		123.895	Supertwin-2 2023
Best Sector 3	Peter Hickman	Yamaha	1	05.960		99.333	Supertwin-2 2024
Ideal Lap (sum of best sectors)			4	43.823		113.775	
Difference (Best Lap – Ideal Lap)					3.242		
Race Record	Richard Cooper	Kawasaki	4	19	08.608	112.017	Supertwin-2 2022

SUPERSPORT	Name	Machine	Laps	m	s	mph	Session & Year
Lap Record	Peter Hickman	Triumph	4	33.029		118.273	Supersport-2 2023
Best Qualifying Lap	Richard Cooper	Yamaha	4	33.627		118.015	Thu Qualifying 2024
Best Sector 1	Richard Cooper	Yamaha	2	01.979		120.119	Supersport-1 2023
Best Sector 2	Richard Cooper	Yamaha	1	25.063		130.350	Supersport-2 2023
Best Sector 3	Peter Hickman	Triumph	1	03.777		102.733	Supersport-2 2023
Ideal Lap (sum of best sectors)			4	30.819		119.238	
Difference (Best Lap – Ideal Lap)					2.210		
Race Record	Davey Todd	Ducati	6	27	29.959	117.123	Supersport-2 2024

SUPERSTOCK	Name	Machine	Laps	m	s	mph	Session & Year
Lap Record	Alastair Seeley	BMW	4	19.407		124.484	Superstock-2 2023
Best Qualifying Lap	Davey Todd	BMW	4	19.324		124.524	Thu Qualifying 2024
Best Sector 1	Alastair Seeley	BMW	1	55.789		126.541	Superstock-1 2023
Best Sector 2	Alastair Seeley	BMW	1	19.530		139.419	Superstock-2 2023
Best Sector 3	Peter Hickman	BMW	1	02.283		105.197	Superstock-2 2024
Ideal Lap (sum of best sectors)			4	17.602		125.356	
Difference (Best Lap – Ideal Lap)					1.805		
Race Record	Davey Todd	BMW	4	17	17.767	123.982	Superstock-1 2024

SUPERBIKE	Name	Machine	Laps	m	s	mph	Session & Year
Lap Record	Glenn Irwin	Ducati	4	16.737		125.779	Superbike-1 2024
Best Qualifying Lap	Glenn Irwin	Ducati	4	16.443		125.928	Thu Qualifying 2024
Best Sector 1	Glenn Irwin	Ducati	1	54.501		127.964	Thu Qualifying 2024
Best Sector 2	Glenn Irwin	Ducati	1	18.708		140.875	Tue Qualifying 2024
Best Sector 3	Glenn Irwin	Ducati	1	01.877		105.887	Superbike-1 2024
Ideal Lap (sum of best sectors)			4	15.086		126.593	
Difference (Best Lap – Ideal Lap)					1.651		
Race Record	Glenn Irwin	Ducati	4	17	06.551	125.336	Superbike-1 2024

Sector	Description	Distance	Note
Sector 1	Finish to Ballysally Roundabout	4.04 miles	Sector 1 shorter and Sector 2
Sector 2	Ballysally Roundabout to Metropole	3.11 miles	longer by 0.03 miles due to
Sector 3	Metropole to Finish	1.82 miles	Intermediate 1 repositioned

FASTEST SPEED TRAP SPEEDS

Class	Name	Machine	mph	Session & Year
Superbike	Josh Brookes	BMW	212.4	2023 Thu Qualifying
Superbike	Bruce Anstey	Honda	209.8	2016 Superbike-1
Superbike	Davey Todd	BMW	209.8	2024 Thu Qualifying
Superbike	Glenn Irwin	Ducati	209.8	2024 Superbike-1
Superbike	Alastair Seeley	BMW	209.1	2023 Thu Qualifying
Superbike	Ian Hutchinson	Honda	208.5	2024 Superbike-1
Superbike	Martin Jessopp	Ducati	208	2012 Tue Qualifying
Superbike	Peter Hickman	BMW	207.8	2023 Thu Qualifying
Superstock	Michael Dunlop	Honda	206.5	2023 Superstock-1
Supersport	Richard Cooper	Yamaha	187.0	2023 Supersport-1
Supertwin	Richard Cooper	Kawasaki	170.5	2023 Tue Qualifying

BRIGGS EQUIPMENT NORTH WEST 200 SUPERSTOCK

Q6: Second Qualifying
Thursday, 08 May 2025




Qualifying Time **5:11.143** Qualifying Speed **103.785**

Pos	Class	No	Name	Machine / Sponsor	Best Lap		Total Laps	Qualifying Laps
					Time	Speed		
1	STK	74	Davey TODD	BMW - 8Ten Racing BMW Motorrad	4:22.131	123.190	6	4
2	STK	34	Alastair SEELEY	BMW - SMS / Nicholl Oils Racing	4:22.645	122.949	3	7
3	STK	60	Peter HICKMAN	BMW - 8Ten Racing BMW Motorrad	4:24.672	122.008	3	11
4	STK	3	Dean HARRISON	Honda - Honda Racing UK	4:25.411	121.668	3	8
5	STK	6	Michael DUNLOP	BMW - MD Racing	4:25.998	121.399	2	5
6	STK	36	Jamie COWARD	BMW - KTS Racing by Stanley Stewart	4:26.025	121.387	8	9
7	STK	16	Mike BROWNE	BMW - moobob MLav Racing	4:26.626	121.113	8	8
8	STK	22	Paul JORDAN	Honda - Jackson Racing by Prosper2	4:26.921	120.980	3	10
9	STK	12	Ian HUTCHINSON	BMW - moobob MLav Racing	4:27.239	120.836	9	10
10	STK	1	John McGUINNESS	Honda - Honda Racing UK	4:27.474	120.729	11	11
11	STK	11	Conor CUMMINS	BMW - Burrows Engineering/RK Racing	4:27.635	120.657	10	10
12	STK	7	Josh BROOKES	Honda - Jackson Racing by Prosper2	4:28.395	120.315	7	7
13	STK	38	Erno KOSTAMO	BMW - RVS Motorsport	4:28.462	120.285	9	11
14	STK	18	Michael EVANS	Honda - Dafabet Racing	4:29.954	119.620	7	8
15	STK	65	Michael SWEENEY	BMW - MJR Racing	4:30.657	119.310	6	7
16	STK	8	Sam WEST	BMW - Moto-Hub.co.uk	4:31.222	119.061	8	10
17	STK	15	Nathan HARRISON	Honda - H & H Motorcycles	4:31.527	118.927	5	8
18	STK	92	Mitch REES	Honda - Milenco by Padgett's Motorcycles	4:32.821	118.363	7	8
19	STK	23	Marcus SIMPSON	Honda - WH Racing powered by Dynobike	4:32.931	118.316	11	11
20	STK	20	David JOHNSON	Kawasaki - Platinum Club Racing Kawasaki	4:33.893	117.900	9	10
21	STK	59	Darryl TWEED	Yamaha - Never Be Clever Racing	4:34.098	117.812	9	10
22	STK	71	Phillip CROWE	BMW - Crowe Performance	4:34.601	117.596	5	7
23	STK	56	Adam McLEAN	Kawasaki - Performance Racing Achterhoek	4:35.836	117.070	2	4
24	STK	174	Laurent HOFFMANN	BMW - Hoffmann by MRP	4:36.067	116.972	8	9
25	STK	62	Maurizio BOTTALICO	BMW - Crowe Performance	4:37.450	116.389	6	6
26	STK	10	James CHAWKE	BMW - Lyonara/Chawkie Racing	4:38.275	116.043	9	9
27	STK	25	Amalric BLANC	Honda - Team Gazzz 58/B&M/HML	4:38.906	115.781	7	9
28	STK	66	Ryan GIBSON	BMW - Gibson Motors/Firewood Supplies	4:39.173	115.670	9	10
29	STK	77	Barry BURRELL	BMW - Halliwell Jones BMW Motorrad	4:40.178	115.255	8	9
30	STK	41	Aaron SPENCE	Honda - Sebden Steel/Spence Engineering	4:40.506	115.121	9	9
31	STK	24	Jonathan GOETSCHY	BMW - Optimark Road Racing	4:41.224	114.827	2	6
32	STK	42	Jonathan PERRY	Honda - Gordon Huxley Racing	4:41.600	114.673	3	9
33	STK	49	Kevin KEYES	Yamaha - Daracore Racing	4:41.976	114.520	3	4
34	STK	5	Marty LENNON	BMW - ML Designs	4:42.340	114.373	6	7
35	STK	30	Eddy FERRE	BMW - Optimark Road Racing	4:42.394	114.351	2	7
36	STK	119	Kris DUNCAN	Yamaha - KD/TCC Racing 119	4:42.458	114.325	7	8
37	STK	109	Neil KERNOHAN	Yamaha - Kernohan Racing	4:42.987	114.111	5	7
38	STK	14	Ilja CALJOUW	Kawasaki - Performance Racing Achterhoek	4:43.067	114.079	2	10
39	STK	52	Ryan WHITEHALL	Yamaha - WR Racing	4:43.659	113.841	5	6
40	STK	212	Dean McMASTER	Kawasaki - AIR NI Racing	4:44.237	113.609	4	11
41	STK	32	Martin MORRIS	Honda	4:44.403	113.543	2	8
42	STK	45	Andrea MAJOLA	Yamaha - Parker Car Transport	4:45.016	113.299	5	6
43	STK	50	Julian TRUMMER	Kawasaki - LionHeart Moto Racing	4:45.565	113.081	8	9
44	STK	58	Paul WILLIAMS	Yamaha - Lee Williams Motorsport	4:45.923	112.939	4	7
45	STK	222	Michael GAHAN	BMW - Newline Elite Racing	4:46.672	112.644	4	9
46	STK	80	Barry FURBER	Honda - DC Autos	4:47.349	112.379	5	8
47	STK	40	Rhys HARDISTY	Yamaha - Never Be Clever Racing	4:49.380	111.590	3	4
48	STK	91	Graham McALEESE	BMW - GMAC Racing	4:51.080	110.939	3	6
49	STK	85	Olivier LUPBERGER	Yamaha - Team by Heidger Motorsport	4:51.095	110.933	9	10
50	STK	97	Stephane BEDNAREK	Yamaha - F.R.T.	4:51.360	110.832	8	8
51	STK	73	David BROOK	Honda - brooksuspension.com	4:51.759	110.680	8	10
52	STK	28	Darryl ANDERSON	Yamaha - DKR	4:52.904	110.248	3	6
53	STK	33	Paul CASSIDY	Honda - eSIMGo	4:54.992	109.467	4	8
54	STK	44	Liam CHAWKE	Suzuki - Chawkie Racing SC	4:55.107	109.425	7	10
55	STK	369	Tiziano ROSATI	Yamaha	4:55.789	109.172	7	7
56	STK	35	Don GILBERT	Suzuki - The Don Racing	4:57.165	108.667	8	9
57	STK	53	Wayne BOURGEAIS	Yamaha - Team Basomba Racing/WB Racing	4:57.256	108.634	10	4
58	STK	19	Jean Pierre POLET	BMW - Road's Warrior	4:58.744	108.093	2	8
59	STK	17	Mark GOODINGS	BMW - LMT Motorsport	4:59.548	107.802	7	8

Provisional result to be confirmed by the Stewards of the Meeting subject to completion of technical inspections & the time limit for protests

Page 1 / 2

Circuit	The Triangle	Signed	Organising Club	Coleraine & District MC
Length(miles)	8.9700 Lap 1 (8.8300)		Qualifying Started	11:12
Weather	Sunny	Chief Timekeeper		
Track	Dry, 31.1°C	Issued At: 12:21		



**BRIGGS EQUIPMENT NORTH WEST 200
SUPERSTOCK**


**Q6: Second Qualifying
Thursday, 08 May 2025**



Qualifying Time 5:11.143 **Qualifying Speed** 103.785

Pos	Class	No	Name	Machine / Sponsor	Best Lap			Total Laps	Qualifying Laps	
					Time	Behind	Speed			
Qualifying Classification										
60	STK	90	Craig KENNELLY	Honda - Residio Racing	5:00.589	38.458	107.429	5	9	4
61	STK	145	Daniel FORBES	Suzuki - FB Racing	5:01.408	39.277	107.137	4	5	2
62	STK	26	Dennis BOOTH	BMW	5:01.926	39.795	106.953	6	7	4
63	STK	69	Brad CLARKE	Suzuki - Powerslide Racing	5:02.204	40.073	106.855	8	9	7
64	STK	139	Dermot CLEARY	Suzuki - Cleary Racing	5:03.546	41.415	106.383	3	4	3
65	STK	43	Stephen DEGNAN	Kawasaki	5:04.424	42.293	106.076	9	10	5
66	STK	87	Emil KRCHNAVY	Kawasaki - KRS Racing by ZD-Motorsport	5:06.949	44.818	105.203	2	5	3
67	STK	21	Joe YEARSLEY	Aprilia - Scott Racing Motorcycles	5:10.941	48.810	103.852	2	8	5
Non Qualifiers										
	STK	29	Luca GOTTARDI	BMW - Cerin by Penz13	4:40.748	18.617	115.021	2	2	1

Provisional result to be confirmed by the Stewards of the Meeting subject to completion of technical inspections & the time limit for protests Page 2 / 2

Circuit	The Triangle	Signed		Organising Club	Coleraine & District MC
Length(miles)	8.9700 Lap 1 (8.8300)	Chief Timekeeper		Qualifying Started	11:12
Weather	Sunny	Issued At:	12:21		
Track	Dry, 31.1°C				



Qualifying Classification

Position

1 74 Davey TODD

STK Behind

Best Time **4:22.131** Best Speed **123.190** On **6** Gp

Lap	Lap Time	Lap Speed	Sector 1	Sector 2	Sector 3	Speed Trap
1	4:58.295	106.566		1:26.886	1:05.595	193.5
2	31:19.258	17.183	28:48.627	1:25.138	1:05.493	199.2
3	4:23.824	122.400	1:56.049	1:24.797	1:02.978	203.4
4	4:31.734	118.837	1:57.286	1:26.292		196.9
5	11:18.233	47.612		1:24.744	1:03.326	199.2
6	4:22.131	123.190	1:55.202	1:24.085	1:02.844	198.6
<i>Ideal</i>	<i>4:22.131</i>	<i>123.190</i>	<i>1:55.202</i>	<i>1:24.085</i>	<i>1:02.844</i>	<i>203.4</i>

2 34 Alastair SEELEY

STK Behind **0.514**

Best Time **4:22.645** Best Speed **122.949** On **3** Gp

Lap	Lap Time	Lap Speed	Sector 1	Sector 2	Sector 3	Speed Trap
1	5:12.073	101.861		1:26.789	1:05.722	198.0
2	4:23.323	122.633	1:56.333	1:23.360	1:03.630	201.6
3	4:22.645	122.949	1:55.622	1:23.673	1:03.350	196.3
4	4:37.270	116.464	1:56.868	1:26.282		199.2
5	23:36.609	22.795		1:26.599	1:07.042	199.2
6	4:36.611	116.742	1:56.504	1:33.320	1:06.787	199.8
7	4:22.883	122.838	1:55.051	1:23.536	1:04.296	198.6
<i>Ideal</i>	<i>4:21.761</i>	<i>123.364</i>	<i>1:55.051</i>	<i>1:23.360</i>	<i>1:03.350</i>	<i>201.6</i>

3 60 Peter HICKMAN

STK Behind **2.541**

Best Time **4:24.672** Best Speed **122.008** On **3** Gp

Lap	Lap Time	Lap Speed	Sector 1	Sector 2	Sector 3	Speed Trap
1	5:06.500	103.713		1:27.330	1:05.192	196.9
2	4:26.268	121.276	1:57.823	1:25.034	1:03.411	199.2
3	4:24.672	122.008	1:57.660	1:23.823	1:03.189	202.8
4	4:50.193	111.278	2:04.478	1:31.709		193.5
5	13:18.934	40.419		1:26.688	1:05.260	197.5
6	4:44.642	113.448	2:12.203	1:25.875		197.5
7	6:10.963	87.049		1:25.125	1:04.351	194.0
8	4:26.696	121.082	1:56.577	1:26.069	1:04.050	196.9
9	4:29.705	119.731	1:57.697	1:26.747	1:05.261	194.6
10	8:34.005	62.824	6:04.763	1:24.186	1:05.056	194.6
11	4:25.188	121.770	1:56.492	1:24.143	1:04.553	195.2
<i>Ideal</i>	<i>4:23.504</i>	<i>122.548</i>	<i>1:56.492</i>	<i>1:23.823</i>	<i>1:03.189</i>	<i>202.8</i>

Qualifying Classification

Position

4 3 Dean HARRISON

STK Behind **3.280**

Best Time **4:25.411** Best Speed **121.668** On **3** Gp

Lap	Lap Time	Lap Speed	Sector 1	Sector 2	Sector 3	Speed Trap
1	4:59.909	105.992		1:27.301	1:05.398	201.6
2	4:27.736	120.611	1:59.305	1:24.776	1:03.655	202.8
3	4:25.411	121.668	1:56.764	1:24.984	1:03.663	201.6
4	4:38.708	115.863	2:00.020	1:29.575		199.2
5	13:15.691	40.584		1:25.965	1:04.707	184.0
6	4:28.709	120.175	1:58.391	1:25.174	1:05.144	200.4
7	4:25.981	121.407	1:57.087	1:25.575	1:03.319	201.6
8	5:22.522	100.123	1:56.823	2:01.098		194.6
<i>Ideal</i>	<i>4:24.859</i>	<i>121.921</i>	<i>1:56.764</i>	<i>1:24.776</i>	<i>1:03.319</i>	<i>202.8</i>

5 6 Michael DUNLOP

STK Behind **3.867**

Best Time **4:25.998** Best Speed **121.399** On **2** Gp

Lap	Lap Time	Lap Speed	Sector 1	Sector 2	Sector 3	Speed Trap
1	7:19.986	72.248		1:26.613	1:31.691	202.2
2	4:25.998	121.399	1:57.206	1:23.777	1:05.015	201.6
3	4:41.721	114.624	2:03.766	1:25.167		199.2
4	12:20.491	43.609		1:29.291	1:08.422	195.7
5	4:28.346	120.337	1:57.064	1:23.657		202.8
<i>Ideal</i>	<i>4:25.736</i>	<i>121.519</i>	<i>1:57.064</i>	<i>1:23.657</i>	<i>1:05.015</i>	<i>202.8</i>

6 36 Jamie COWARD

STK Behind **3.894**

Best Time **4:26.025** Best Speed **121.387** On **8** Gp

Lap	Lap Time	Lap Speed	Sector 1	Sector 2	Sector 3	Speed Trap
1	5:12.009	101.882		1:28.026	1:08.311	180.0
2	4:34.742	117.536	1:59.712	1:26.092		201.0
3	12:17.302	43.798		1:28.416	1:05.533	197.5
4	4:32.788	118.378	2:01.931	1:25.967	1:04.890	199.8
5	4:28.137	120.431	1:58.208	1:25.477	1:04.452	196.3
6	4:38.247	116.055	2:00.862	1:27.977		189.1
7	17:25.160	30.897		1:27.313	1:05.040	200.4
8	4:26.025	121.387	1:56.013	1:25.442	1:04.570	199.2
9	5:06.288	105.430	2:20.203	1:28.167		194.0
<i>Ideal</i>	<i>4:25.907</i>	<i>121.441</i>	<i>1:56.013</i>	<i>1:25.442</i>	<i>1:04.452</i>	<i>201.0</i>

Qualifying Classification

Position

7

16 Mike BROWNE

STK Behind **4.495**

Best Time **4:26.626** Best Speed **121.113** On **8** Gp

Lap	Lap Time	Lap Speed	Sector 1	Sector 2	Sector 3	Speed Trap
1	5:11.043	102.198		1:28.212	1:06.931	183.0
2	4:29.143	119.981	1:58.584	1:25.623	1:04.936	205.3
3	4:28.861	120.107	1:58.533	1:25.630	1:04.698	201.6
4	4:47.151	112.457	2:10.476	1:27.444		199.8
5	17:50.648	30.161		1:25.679	1:04.993	201.0
6	5:23.305	99.881	2:14.819	1:50.401		156.9
7	14:51.057	36.240		1:25.056	1:06.217	198.6
8	4:26.626	121.113	1:57.464	1:24.905	1:04.257	199.8
<i>Ideal</i>	<i>4:26.626</i>	<i>121.113</i>	<i>1:57.464</i>	<i>1:24.905</i>	<i>1:04.257</i>	<i>205.3</i>

8

22 Paul JORDAN

STK Behind **4.790**

Best Time **4:26.921** Best Speed **120.980** On **3** Gp

Lap	Lap Time	Lap Speed	Sector 1	Sector 2	Sector 3	Speed Trap
1	5:00.274	105.863		1:26.047	1:05.188	195.2
2	4:29.798	119.690	1:59.669	1:25.679	1:04.450	192.4
3	4:26.921	120.980	1:57.416	1:25.254	1:04.251	199.2
4	4:52.051	110.570	2:05.468	1:28.803		177.2
5	10:43.018	50.219		1:28.991	1:08.266	196.3
6	4:27.815	120.576	1:58.252	1:25.256	1:04.307	196.9
7	4:52.571	110.373	2:02.297	1:32.978		180.0
8	15:17.200	35.207		1:27.275	1:05.462	198.6
9	4:31.067	119.129	2:00.319	1:25.760	1:04.988	198.0
10	4:27.782	120.591	1:58.254	1:24.964	1:04.564	196.3
<i>Ideal</i>	<i>4:26.631</i>	<i>121.111</i>	<i>1:57.416</i>	<i>1:24.964</i>	<i>1:04.251</i>	<i>199.2</i>

Qualifying Classification

Position

9

12 Ian HUTCHINSON

STK Behind **5.108**

Best Time **4:27.239** Best Speed **120.836** On **9** Gp

Lap	Lap Time	Lap Speed	Sector 1	Sector 2	Sector 3	Speed Trap
1	5:38.106	94.018		1:34.738		187.6
2	8:51.506	60.756		1:26.311	1:06.208	195.7
3	4:38.442	115.974	2:03.830	1:27.699	1:06.913	194.6
4	4:31.922	118.755	1:59.626	1:26.003	1:06.293	195.7
5	4:36.196	116.917	1:59.219	1:25.824		187.0
6	16:02.257	33.559		1:26.308	1:06.049	192.9
7	4:31.142	119.096	1:59.139	1:25.908	1:06.095	196.9
8	4:29.324	119.900	1:58.969	1:25.167	1:05.188	196.9
9	4:27.239	120.836	1:58.128	1:24.696	1:04.415	195.7
10	4:34.229	117.756	1:58.316	1:24.897		193.5
<i>Ideal</i>	<i>4:27.239</i>	<i>120.836</i>	<i>1:58.128</i>	<i>1:24.696</i>	<i>1:04.415</i>	<i>196.9</i>

10

1 John McGUINNESS

STK Behind **5.343**

Best Time **4:27.474** Best Speed **120.729** On **11** Gp

Lap	Lap Time	Lap Speed	Sector 1	Sector 2	Sector 3	Speed Trap
1	4:59.535	106.124		1:27.172	1:06.024	199.2
2	4:32.029	118.708	2:00.245	1:26.440	1:05.344	199.8
3	4:30.556	119.354	1:59.173	1:26.413	1:04.970	197.5
4	4:38.597	115.909	2:01.570	1:29.062	1:07.965	183.0
5	4:37.069	116.549	2:03.176	1:28.490	1:05.403	181.0
6	4:28.218	120.395	1:58.266	1:25.521	1:04.431	195.7
7	4:53.281	110.106	2:06.106	1:30.457		185.5
8	15:48.249	34.054		1:32.660	1:07.210	195.7
9	4:41.512	114.709	2:07.027	1:28.281	1:06.204	198.6
10	4:30.162	119.528	1:57.486	1:25.456	1:07.220	198.0
11	4:27.474	120.729	1:58.079	1:25.355	1:04.040	195.2
<i>Ideal</i>	<i>4:26.881</i>	<i>120.998</i>	<i>1:57.486</i>	<i>1:25.355</i>	<i>1:04.040</i>	<i>199.8</i>

Qualifying Classification

Position

11 11 Conor CUMMINS

STK Behind 5.504

Best Time 4:27.635 Best Speed 120.657 On 10 Gp

Lap	Lap Time	Lap Speed	Sector 1	Sector 2	Sector 3	Speed Trap
1	5:08.591	103.010		1:27.827	1:05.714	187.6
2	5:02.870	106.620	2:24.696	1:31.931	1:06.243	196.3
3	4:32.986	118.292	1:59.028	1:28.866	1:05.092	197.5
4	4:33.052	118.263	2:01.268	1:26.961	1:04.823	192.4
5	4:29.737	119.717	1:58.814	1:26.219	1:04.704	192.9
6	4:51.663	110.717	2:03.590	1:33.976		189.1
7	19:51.454	27.103		1:27.166	1:06.405	194.6
8	4:34.274	117.736	2:01.401	1:27.745	1:05.128	195.2
9	4:30.279	119.477	1:58.426	1:26.203	1:05.650	195.7
10	4:27.635	120.657	1:57.310	1:25.688	1:04.637	198.6
<i>Ideal</i>	4:27.635	120.657	1:57.310	1:25.688	1:04.637	198.6

12 7 Josh BROOKES

STK Behind 6.264

Best Time 4:28.395 Best Speed 120.315 On 7 Gp

Lap	Lap Time	Lap Speed	Sector 1	Sector 2	Sector 3	Speed Trap
1	5:12.310	101.783		1:26.019	1:06.413	186.5
2	4:32.411	118.541	2:00.395	1:25.837	1:06.179	201.6
3	4:34.230	117.755	1:58.616	1:26.299		203.4
4	21:33.164	24.971		1:28.904		198.6
5	16:04.955	33.465		1:28.635	1:07.579	198.6
6	4:34.557	117.615	2:00.280	1:27.475	1:06.802	198.6
7	4:28.395	120.315	1:57.165	1:25.823	1:05.407	201.6
<i>Ideal</i>	4:28.395	120.315	1:57.165	1:25.823	1:05.407	203.4

Qualifying Classification

Position

13 38 Erno KOSTAMO

STK Behind 6.331

Best Time 4:28.462 Best Speed 120.285 On 9 Gp

Lap	Lap Time	Lap Speed	Sector 1	Sector 2	Sector 3	Speed Trap
1	5:09.343	102.760		1:27.766	1:06.049	183.0
2	4:30.575	119.346	1:59.571	1:25.964	1:05.040	192.9
3	4:38.757	115.843	2:04.253	1:27.783	1:06.721	196.9
4	4:35.990	117.004	2:00.106	1:26.491		197.5
5	18:15.075	29.488		1:27.274	1:06.554	191.8
6	4:31.672	118.864	1:59.263	1:27.035	1:05.374	196.3
7	4:34.460	117.656	2:01.926	1:27.737	1:04.797	192.9
8	4:31.813	118.802	2:00.697	1:26.223	1:04.893	195.2
9	4:28.462	120.285	1:58.623	1:25.964	1:03.875	194.6
10	4:50.348	111.218	2:10.616	1:31.795	1:07.937	190.2
11	4:55.030	109.453	1:59.002	1:47.335	1:08.693	194.6
<i>Ideal</i>	4:28.462	120.285	1:58.623	1:25.964	1:03.875	197.5

14 18 Michael EVANS

STK Behind 7.823

Best Time 4:29.954 Best Speed 119.620 On 7 Gp

Lap	Lap Time	Lap Speed	Sector 1	Sector 2	Sector 3	Speed Trap
1	5:16.237	100.520		1:27.711	1:07.023	187.0
2	4:31.843	118.789	2:00.426	1:26.001	1:05.416	201.0
3	4:37.247	116.474	2:02.056	1:26.272		198.6
4	14:29.134	37.154		1:26.166	1:05.418	198.0
5	4:41.815	114.586	2:00.300	1:32.008		198.0
6	15:31.961	34.650		1:27.067	1:07.007	198.6
7	4:29.954	119.620	2:00.073	1:25.077	1:04.804	196.9
8	4:40.007	115.326	2:02.086	1:27.316		198.6
<i>Ideal</i>	4:29.954	119.620	2:00.073	1:25.077	1:04.804	201.0

15 65 Michael SWEENEY

STK Behind 8.526

Best Time 4:30.657 Best Speed 119.310 On 6 Gp

Lap	Lap Time	Lap Speed	Sector 1	Sector 2	Sector 3	Speed Trap
1	5:12.691	101.659		1:28.226	1:08.164	183.5
2	4:32.338	118.573	1:59.801	1:25.637	1:06.900	200.4
3	4:31.050	119.137	1:59.574	1:25.780	1:05.696	201.0
4	4:55.029	109.454	2:06.276	1:32.651		201.0
5	16:31.375	32.573		1:30.286	1:07.666	202.8
6	4:30.657	119.310	1:57.883	1:26.315	1:06.459	204.0
7	5:13.718	102.933	2:30.772	1:29.203		201.0
<i>Ideal</i>	4:29.216	119.948	1:57.883	1:25.637	1:05.696	204.0

Qualifying Classification

Position

16	8 Sam WEST	STK	Behind	9.091		
Best Time	4:31.222	Best Speed	119.061	On 8 Gp		
Lap	Lap Time	Lap Speed	Sector 1	Sector 2	Sector 3	Speed Trap
1	6:03.746	87.391		1:34.578		196.3
2	15:05.893	35.647		1:28.398	1:07.670	194.0
3	4:36.697	116.705	2:01.880	1:28.062	1:06.755	196.3
4	4:38.272	116.045	2:01.887	1:29.501	1:06.884	196.3
5	4:35.921	117.033	2:01.125	1:27.319	1:07.477	192.9
6	4:51.161	110.908	2:06.146	1:31.779		191.8
7	8:59.093	59.901		1:27.665	1:05.765	193.5
8	4:31.222	119.061	1:58.990	1:26.555	1:05.677	198.0
9	5:00.120	107.597	2:21.353	1:30.031	1:08.736	195.7
10	4:32.275	118.601	2:00.173	1:26.954	1:05.148	194.0
<i>Ideal</i>	<i>4:30.693</i>	<i>119.294</i>	<i>1:58.990</i>	<i>1:26.555</i>	<i>1:05.148</i>	<i>198.0</i>

17 15 Nathan HARRISON

	STK	Behind	9.396			
Best Time	4:31.527	Best Speed	118.927			
		On 5 Gp				
Lap	Lap Time	Lap Speed	Sector 1	Sector 2	Sector 3	Speed Trap
1	5:37.393	94.217		1:28.802	1:06.966	198.0
2	4:33.871	117.910	2:01.389	1:26.795	1:05.687	193.5
3	4:32.770	118.385	2:00.019	1:26.874	1:05.877	194.0
4	4:34.560	117.614	2:02.359	1:26.750	1:05.451	187.0
5	4:31.527	118.927	1:59.632	1:26.540	1:05.355	193.5
6	4:44.756	113.402	2:02.256	1:29.683		191.3
7	19:59.977	26.911		1:57.718		188.1
8	14:43.605	36.546		1:27.537		196.3
<i>Ideal</i>	<i>4:31.527</i>	<i>118.927</i>	<i>1:59.632</i>	<i>1:26.540</i>	<i>1:05.355</i>	<i>198.0</i>

18 92 Mitch REES

	STK	Behind	10.690			
Best Time	4:32.821	Best Speed	118.363			
		On 7 Gp				
Lap	Lap Time	Lap Speed	Sector 1	Sector 2	Sector 3	Speed Trap
1	7:38.350	69.353		1:30.700	1:07.517	187.0
2	4:36.823	116.652	2:02.100	1:28.830	1:05.893	188.6
3	4:45.284	113.192	2:09.202	1:29.113	1:06.969	121.5
4	4:42.399	114.349	2:03.812	1:29.985		183.5
5	15:14.139	35.325		1:27.685	1:05.535	194.0
6	4:33.202	118.198	2:01.246	1:26.994	1:04.962	196.3
7	4:32.821	118.363	2:00.087	1:27.003	1:05.731	196.3
8	4:42.002	114.510	2:00.369	1:31.906		194.0
<i>Ideal</i>	<i>4:32.043</i>	<i>118.702</i>	<i>2:00.087</i>	<i>1:26.994</i>	<i>1:04.962</i>	<i>196.3</i>

Qualifying Classification

Position

19	23 Marcus SIMPSON	STK	Behind	10.800		
Best Time	4:32.931	Best Speed	118.316	On 11 Gp		
Lap	Lap Time	Lap Speed	Sector 1	Sector 2	Sector 3	Speed Trap
1	5:47.333	91.520		1:31.007		182.5
2	5:16.051	102.173		1:29.663	1:10.836	194.6
3	4:41.534	114.700	2:02.991	1:29.189	1:09.354	198.0
4	4:38.852	115.803	2:02.691	1:27.741	1:08.420	199.2
5	4:50.271	111.248	2:07.011	1:30.435		171.8
6	12:54.429	41.698		1:29.532	1:06.723	198.6
7	4:35.546	117.193	2:00.907	1:27.453	1:07.186	199.2
8	4:42.519	114.300	2:04.080	1:32.026	1:06.413	196.3
9	4:42.884	114.153	2:02.055	1:33.205	1:07.624	183.0
10	4:34.603	117.595	2:00.260	1:27.958	1:06.385	198.6
11	4:32.931	118.316	1:59.912	1:26.779	1:06.240	198.6
<i>Ideal</i>	<i>4:32.931</i>	<i>118.316</i>	<i>1:59.912</i>	<i>1:26.779</i>	<i>1:06.240</i>	<i>199.2</i>

20 20 David JOHNSON

	STK	Behind	11.762			
Best Time	4:33.893	Best Speed	117.900			
		On 9 Gp				
Lap	Lap Time	Lap Speed	Sector 1	Sector 2	Sector 3	Speed Trap
1	5:15.805	100.657		1:29.397	1:07.138	188.6
2	4:36.289	116.878	2:02.451	1:28.162	1:05.676	195.2
3	4:35.730	117.115	2:01.804	1:28.477	1:05.449	189.7
4	4:48.702	111.852	2:05.975	1:30.061		187.0
5	14:45.756	36.457		1:30.597	1:06.094	187.6
6	4:36.170	116.928	2:02.053	1:28.258	1:05.859	189.1
7	4:45.056	113.283	2:01.750	1:30.360		187.6
8	10:13.211	52.661		1:45.484	1:06.874	190.2
9	4:33.893	117.900	2:00.933	1:28.069	1:04.891	189.7
10	5:10.967	103.844	2:06.720	1:34.695		187.6
<i>Ideal</i>	<i>4:33.893</i>	<i>117.900</i>	<i>2:00.933</i>	<i>1:28.069</i>	<i>1:04.891</i>	<i>195.2</i>



Qualifying Classification

Position

21	59 Darryl TWEED	STK	Behind	11.967		
Best Time	4:34.098	Best Speed	117.812	On 9 Gp		
Lap	Lap Time	Lap Speed	Sector 1	Sector 2	Sector 3	Speed Trap
1	6:51.958	77.163	1:30.414	1:09.761	188.1	
2	4:46.232	112.818	2:05.770	1:29.813	1:10.649	195.7
3	4:44.145	113.646	2:05.727	1:28.355	1:10.063	190.7
4	4:39.217	115.652	2:03.476	1:28.336	1:07.405	192.4
5	4:39.522	115.526	2:04.461	1:27.892	1:07.169	190.2
6	5:03.040	106.560	2:10.121	1:36.660		170.5
7	16:43.168	32.190	1:33.382	1:07.972		189.1
8	4:43.163	114.040	2:02.084	1:33.973	1:07.106	194.0
9	4:34.098	117.812	2:00.385	1:27.759	1:05.954	195.2
10	4:44.356	113.562	2:01.048	1:29.018		192.4
<i>Ideal</i>	<i>4:34.098</i>	<i>117.812</i>	<i>2:00.385</i>	<i>1:27.759</i>	<i>1:05.954</i>	<i>195.7</i>

22 71 Phillip CROWE

	STK	Behind	12.470			
Best Time	4:34.601	Best Speed	117.596			
	On 5	Gp				
Lap	Lap Time	Lap Speed	Sector 1	Sector 2	Sector 3	Speed Trap
1	7:44.346	68.458	1:40.995	1:08.415		188.6
2	4:36.382	116.838	2:01.610	1:28.312	1:06.460	186.5
3	4:47.724	112.233	2:05.665	1:31.628		123.5
4	15:21.213	35.054	1:28.510	1:05.669		185.0
5	4:34.601	117.596	2:01.209	1:27.775	1:05.617	186.0
6	4:41.861	114.567	2:01.239	1:28.667	1:11.955	185.0
7	5:02.448	106.769	2:04.817	1:49.282		159.6
<i>Ideal</i>	<i>4:34.601</i>	<i>117.596</i>	<i>2:01.209</i>	<i>1:27.775</i>	<i>1:05.617</i>	<i>188.6</i>

23 56 Adam McLEAN

	STK	Behind	13.705			
Best Time	4:35.836	Best Speed	117.070			
	On 2	Gp				
Lap	Lap Time	Lap Speed	Sector 1	Sector 2	Sector 3	Speed Trap
1	5:26.615	97.326	1:28.269	1:06.882		190.2
2	4:35.836	117.070	2:01.743	1:27.810	1:06.283	191.8
3	4:41.121	114.869	2:02.425	1:32.492	1:06.204	190.2
4	4:44.587	113.470	2:03.667	1:27.643		183.5
<i>Ideal</i>	<i>4:35.590</i>	<i>117.174</i>	<i>2:01.743</i>	<i>1:27.643</i>	<i>1:06.204</i>	<i>191.8</i>

Qualifying Classification

Position

24	174 Laurent HOFFMANN	STK	Behind	13.936		
Best Time	4:36.067	Best Speed	116.972	On 8 Gp		
Lap	Lap Time	Lap Speed	Sector 1	Sector 2	Sector 3	Speed Trap
1	8:18.075	63.822	1:35.711	1:10.442		192.4
2	4:42.439	114.333	2:05.423	1:29.646	1:07.370	196.9
3	4:48.028	112.114	2:08.586	1:31.111	1:08.331	188.6
4	4:41.401	114.754	2:04.850	1:29.262	1:07.289	195.7
5	4:42.045	114.492	2:05.013	1:29.680	1:07.352	194.0
6	4:53.359	110.077	2:08.636	1:32.602		196.3
7	21:17.227	25.283	1:33.756	1:08.262		199.2
8	4:36.067	116.972	2:01.948	1:28.596	1:05.523	198.0
9	4:47.822	112.194	2:05.572	1:31.682	1:10.568	192.4
<i>Ideal</i>	<i>4:36.067</i>	<i>116.972</i>	<i>2:01.948</i>	<i>1:28.596</i>	<i>1:05.523</i>	<i>199.2</i>

25 62 Maurizio BOTTALICO

	STK	Behind	15.319			
Best Time	4:37.450	Best Speed	116.389			
	On 6	Gp				
Lap	Lap Time	Lap Speed	Sector 1	Sector 2	Sector 3	Speed Trap
1	7:52.613	67.260	1:32.463	1:09.212		194.0
2	4:42.223	114.420	2:03.821	1:30.490	1:07.912	192.9
3	4:46.933	112.542	2:07.281	1:31.600	1:08.052	150.0
4	5:08.150	104.793	2:07.108	1:40.652		187.0
5	28:53.454	18.629	1:30.224	1:08.029		195.2
6	4:37.450	116.389	2:01.730	1:29.170	1:06.550	193.5
<i>Ideal</i>	<i>4:37.450</i>	<i>116.389</i>	<i>2:01.730</i>	<i>1:29.170</i>	<i>1:06.550</i>	<i>195.2</i>

26 10 James CHAWKE

	STK	Behind	16.144			
Best Time	4:38.275	Best Speed	116.043			
	On 9	Gp				
Lap	Lap Time	Lap Speed	Sector 1	Sector 2	Sector 3	Speed Trap
1	5:44.354	92.312	1:32.724	1:12.740		188.6
2	4:40.260	115.222	2:04.320	1:28.044	1:07.896	193.5
3	4:40.879	114.968	2:05.380	1:28.097	1:07.402	185.5
4	4:38.726	115.856	2:03.690	1:27.800	1:07.236	190.7
5	4:41.254	114.814	2:02.542	1:28.283		192.4
6	24:05.817	22.335	1:30.814	1:10.362		192.9
7	4:46.071	112.881	2:02.924	1:29.787	1:13.360	194.6
8	4:39.259	115.635	2:03.249	1:27.625	1:08.385	194.6
9	4:38.275	116.043	2:02.507	1:28.476	1:07.292	190.7
<i>Ideal</i>	<i>4:37.368</i>	<i>116.423</i>	<i>2:02.507</i>	<i>1:27.625</i>	<i>1:07.236</i>	<i>194.6</i>

SUPERSTOCK

Q6: Second Qualifying

Thursday, 08 May 2025

DETAILED SECTOR ANALYSIS

Qualifying Classification

Position

27 25 Amalric BLANC

STK Behind 16.775

Best Time 4:38.906 Best Speed 115.781 On 7 Gp

Lap	Lap Time	Lap Speed	Sector 1	Sector 2	Sector 3	Speed Trap
1	5:37.701	94.131		1:29.937	1:10.641	181.5
2	4:41.658	114.650	2:04.651	1:28.707	1:08.300	189.1
3	4:40.044	115.310	2:03.540	1:28.434	1:08.070	196.9
4	4:40.154	115.265	2:04.489	1:28.345	1:07.320	192.9
5	4:49.355	111.600	2:04.552	1:28.718		192.9
6	15:44.026	34.207		1:29.629	1:08.119	189.1
7	4:38.906	115.781	2:03.022	1:28.154	1:07.730	196.9
8	4:40.229	115.234	2:04.258	1:28.043	1:07.928	194.0
9	4:42.728	114.216	2:04.406	1:29.163		194.6
<i>Ideal</i>	4:38.385	115.998	2:03.022	1:28.043	1:07.320	196.9

Qualifying Classification

Position

29 77 Barry BURRELL

STK Behind 18.047

Best Time 4:40.178 Best Speed 115.255 On 8 Gp

Lap	Lap Time	Lap Speed	Sector 1	Sector 2	Sector 3	Speed Trap
1	7:42.413	68.744		1:32.816	1:09.798	174.4
2	4:44.641	113.448	2:05.576	1:30.455	1:08.610	184.0
3	5:39.202	95.200	2:50.991	1:33.776		167.1
4	7:12.191	74.717		1:30.893	1:24.009	181.0
5	4:49.097	111.700	2:04.130	1:32.494		183.0
6	15:02.345	35.787		1:30.905	1:09.719	185.5
7	4:44.294	113.587	2:05.477	1:29.709	1:09.108	181.5
8	4:40.178	115.255	2:03.653	1:29.363	1:07.162	182.5
9	4:53.348	110.081	2:04.131	1:30.044		181.0
<i>Ideal</i>	4:40.178	115.255	2:03.653	1:29.363	1:07.162	185.5

28 66 Ryan GIBSON

STK Behind 17.042

Best Time 4:39.173 Best Speed 115.670 On 9 Gp

Lap	Lap Time	Lap Speed	Sector 1	Sector 2	Sector 3	Speed Trap
1	5:44.540	92.262		1:30.912	1:12.369	191.8
2	4:46.187	112.835	2:06.294	1:29.904	1:09.989	195.7
3	4:46.263	112.805	2:07.672	1:29.407	1:09.184	181.0
4	4:45.738	113.013	2:07.121	1:29.013	1:09.604	186.0
5	4:43.276	113.995	2:05.259	1:29.608	1:08.409	192.4
6	5:01.432	107.129	2:10.585	1:35.776		189.7
7	14:39.045	36.735		1:29.752	1:09.147	189.7
8	4:42.724	114.217	2:05.376	1:29.010	1:08.338	192.9
9	4:39.173	115.670	2:03.112	1:28.535	1:07.526	194.0
10	5:11.436	103.687	2:17.858	1:36.358		172.2
<i>Ideal</i>	4:39.173	115.670	2:03.112	1:28.535	1:07.526	195.7

30 41 Aaron SPENCE

STK Behind 18.375

Best Time 4:40.506 Best Speed 115.121 On 9 Gp

Lap	Lap Time	Lap Speed	Sector 1	Sector 2	Sector 3	Speed Trap
1	5:49.965	90.832		1:32.382	1:11.551	184.5
2	4:50.195	111.277	2:07.414	1:31.009	1:11.772	199.8
3	4:49.744	111.450	2:08.180	1:31.276	1:10.288	183.5
4	4:44.902	113.344	2:05.582	1:30.129	1:09.191	198.0
5	4:45.743	113.011	2:04.400	1:29.685	1:11.658	198.0
6	4:44.818	113.378	2:05.898	1:30.076	1:08.844	196.9
7	5:26.479	98.910	2:18.059	1:52.974		185.5
8	16:02.576	33.547		1:36.395	1:09.638	198.0
9	4:40.506	115.121	2:04.021	1:28.687	1:07.798	196.9
<i>Ideal</i>	4:40.506	115.121	2:04.021	1:28.687	1:07.798	199.8

31 24 Jonathan GOETSCHY

STK Behind 19.093

Best Time 4:41.224 Best Speed 114.827 On 2 Gp

Lap	Lap Time	Lap Speed	Sector 1	Sector 2	Sector 3	Speed Trap
1	5:50.034	90.814		1:28.905	1:10.398	194.0
2	4:41.224	114.827	2:03.906	1:28.661	1:08.657	190.2
3	5:32.297	97.178	2:13.612	1:46.580		194.0
4	16:08.337	33.348		1:30.700	1:10.038	191.3
5	4:42.612	114.263	2:04.060	1:29.660	1:08.892	191.8
6	5:35.105	96.364	2:34.094	1:40.812		173.5
<i>Ideal</i>	4:41.224	114.827	2:03.906	1:28.661	1:08.657	194.0

SUPERSTOCK

Q6: Second Qualifying

Thursday, 08 May 2025

DETAILED SECTOR ANALYSIS

Qualifying Classification

Position

32	42 Jonathan PERRY	STK	Behind	19.469		
Best Time	4:41.600	Best Speed	114.673	On 3 Gp		
Lap	Lap Time	Lap Speed	Sector 1	Sector 2	Sector 3	Speed Trap
1	6:28.278	81.869		1:34.270	1:11.053	191.8
2	4:42.996	114.108	2:04.882	1:30.187	1:07.927	192.4
3	4:41.600	114.673	2:02.361	1:30.217	1:09.022	193.5
4	4:52.623	110.354	2:07.166	1:32.992		182.5
5	18:33.363	29.004		1:31.507	1:09.222	192.4
6	4:43.777	113.794	2:04.602	1:31.367	1:07.808	189.7
7	4:43.637	113.850	2:04.238	1:31.086	1:08.313	188.6
8	4:44.192	113.627	2:05.293	1:30.150	1:08.749	191.8
9	4:57.854	108.416	2:06.372	1:30.444		189.7
<i>Ideal</i>	<i>4:40.319</i>	<i>115.197</i>	<i>2:02.361</i>	<i>1:30.150</i>	<i>1:07.808</i>	<i>193.5</i>

33 49 Kevin KEYES

	STK	Behind	19.845			
Best Time	4:41.976	Best Speed	114.520			
On	3	Gp				
Lap	Lap Time	Lap Speed	Sector 1	Sector 2	Sector 3	Speed Trap
1	5:44.922	92.160		1:29.878	1:10.025	192.9
2	4:47.220	112.429	2:09.805	1:29.378	1:08.037	191.8
3	4:41.976	114.520	2:05.130	1:29.150	1:07.696	190.7
4	4:51.808	110.662	2:05.518	1:31.703		181.5
<i>Ideal</i>	<i>4:41.976</i>	<i>114.520</i>	<i>2:05.130</i>	<i>1:29.150</i>	<i>1:07.696</i>	<i>192.9</i>

34 5 Marty LENNON

	STK	Behind	20.209			
Best Time	4:42.340	Best Speed	114.373			
On	6	Gp				
Lap	Lap Time	Lap Speed	Sector 1	Sector 2	Sector 3	Speed Trap
1	6:33.833	80.714		1:38.276	1:13.019	183.0
2	4:45.138	113.250	2:06.858	1:29.822	1:08.458	191.3
3	5:56.556	90.566	3:11.985	1:33.492		186.0
4	13:28.321	39.949		1:48.639	1:09.426	180.5
5	4:44.358	113.561	2:05.229	1:31.482	1:07.647	185.0
6	4:42.340	114.373	2:04.878	1:30.092	1:07.370	183.5
7	4:45.273	113.197	2:04.262	1:30.637		187.0
<i>Ideal</i>	<i>4:41.454</i>	<i>114.733</i>	<i>2:04.262</i>	<i>1:29.822</i>	<i>1:07.370</i>	<i>191.3</i>

Qualifying Classification

Position

35	30 Eddy FERRE	STK	Behind	20.263		
Best Time	4:42.394	Best Speed	114.351	On 2 Gp		
Lap	Lap Time	Lap Speed	Sector 1	Sector 2	Sector 3	Speed Trap
1	5:49.042	91.072		1:30.350	1:09.017	188.1
2	4:42.394	114.351	2:05.556	1:28.903	1:07.935	182.5
3	4:55.389	109.320	2:08.749	1:31.180		187.6
4	7:01.433	76.624		1:31.035	1:08.923	190.7
5	5:18.946	101.246	2:24.080	1:39.302		182.5
6	31:49.193	16.914		1:29.721	1:08.246	189.1
7	4:53.674	109.959	2:15.232	1:30.474	1:07.968	187.6
<i>Ideal</i>	<i>4:42.394</i>	<i>114.351</i>	<i>2:05.556</i>	<i>1:28.903</i>	<i>1:07.935</i>	<i>190.7</i>

36 119 Kris DUNCAN

	STK	Behind	20.327			
Best Time	4:42.458	Best Speed	114.325			
On	7	Gp				
Lap	Lap Time	Lap Speed	Sector 1	Sector 2	Sector 3	Speed Trap
1	6:14.963	84.776		1:32.091	1:10.545	172.6
2	4:50.708	111.081	2:09.195	1:31.218	1:10.295	183.0
3	4:52.224	110.504	2:07.103	1:31.995		189.7
4	19:12.985	28.007		1:31.144	1:08.843	186.0
5	5:05.743	105.618	2:25.415	1:31.504	1:08.824	185.0
6	4:45.452	113.126	2:06.696	1:30.247	1:08.509	186.0
7	4:42.458	114.325	2:04.412	1:29.948	1:08.098	184.5
8	4:48.837	111.800	2:05.415	1:32.783		185.0
<i>Ideal</i>	<i>4:42.458</i>	<i>114.325</i>	<i>2:04.412</i>	<i>1:29.948</i>	<i>1:08.098</i>	<i>189.7</i>

37 109 Neil KERNOHAN

	STK	Behind	20.856			
Best Time	4:42.987	Best Speed	114.111			
On	5	Gp				
Lap	Lap Time	Lap Speed	Sector 1	Sector 2	Sector 3	Speed Trap
1	6:59.876	75.708		1:32.205	1:10.342	183.0
2	4:57.072	108.701	2:11.007	1:31.245		186.0
3	8:26.555	63.748		1:29.637	1:09.186	175.8
4	4:44.033	113.691	2:06.635	1:29.942	1:07.456	179.5
5	4:42.987	114.111	2:05.812	1:29.614	1:07.561	183.5
6	4:49.867	111.403	2:06.708	1:30.181		184.0
7	15:16.949	35.217		1:29.421		184.0
<i>Ideal</i>	<i>4:42.689</i>	<i>114.232</i>	<i>2:05.812</i>	<i>1:29.421</i>	<i>1:07.456</i>	<i>186.0</i>

Qualifying Classification

Position

38 14 Ilja CALJOUW

STK Behind 20.936

Best Time 4:43.067 Best Speed 114.079 On 2 Gp

Lap	Lap Time	Lap Speed	Sector 1	Sector 2	Sector 3	Speed Trap
1	5:37.200	94.270	1:30.318	1:11.309	189.7	
2	4:43.067	114.079	2:04.656	1:30.055	1:08.356	188.1
3	5:13.282	103.076	2:32.905	1:30.864	1:09.513	192.9
4	4:47.044	112.498	2:06.908	1:30.430	1:09.706	184.5
5	4:52.344	110.459	2:08.475	1:31.603		189.1
6	13:03.880	41.195	1:32.045	1:14.402		187.6
7	4:47.675	112.252	2:06.872	1:30.834	1:09.969	182.0
8	4:50.851	111.026	2:08.173	1:32.899	1:09.779	184.5
9	4:45.507	113.104	2:06.447	1:29.848	1:09.212	187.0
10	5:03.114	106.534	2:07.201	1:42.784		187.6
<i>Ideal</i>	<i>4:42.860</i>	<i>114.162</i>	<i>2:04.656</i>	<i>1:29.848</i>	<i>1:08.356</i>	<i>192.9</i>

39 52 Ryan WHITEHALL

STK Behind 21.528

Best Time 4:43.659 Best Speed 113.841 On 5 Gp

Lap	Lap Time	Lap Speed	Sector 1	Sector 2	Sector 3	Speed Trap
1	7:55.022	66.919	1:33.746	1:10.866	173.5	
2	4:49.365	111.596	2:06.669	1:32.699	1:09.997	190.7
3	4:52.529	110.389	2:07.796	1:31.053		187.0
4	9:11.834	58.518	1:33.450	1:08.677	181.5	
5	4:43.659	113.841	2:04.361	1:30.214	1:09.084	188.1
6	4:50.508	111.157	2:07.317	1:31.584		186.0
<i>Ideal</i>	<i>4:43.252</i>	<i>114.004</i>	<i>2:04.361</i>	<i>1:30.214</i>	<i>1:08.677</i>	<i>190.7</i>

Qualifying Classification

Position

40 212 Dean McMASTER

STK Behind 22.106

Best Time 4:44.237 Best Speed 113.609 On 4 Gp

Lap	Lap Time	Lap Speed	Sector 1	Sector 2	Sector 3	Speed Trap
1	8:03.148	65.794	1:30.615	1:10.101	188.1	
2	4:46.887	112.560	2:05.556	1:30.693	1:10.638	190.2
3	4:47.946	112.146	2:06.868	1:30.226	1:10.852	186.0
4	4:44.237	113.609	2:05.367	1:29.623	1:09.247	188.1
5	4:44.692	113.428	2:05.917	1:29.417	1:09.358	187.0
6	6:06.589	88.088	3:10.702	1:39.611		146.1
7	11:22.369	47.323	1:30.424	1:09.228		187.6
8	4:45.630	113.055	2:05.615	1:30.045	1:09.970	188.1
9	4:47.477	112.329	2:04.907	1:31.322	1:11.248	189.1
10	4:44.591	113.468	2:05.586	1:29.927	1:09.078	190.2
11	4:45.565	113.081	2:05.724	1:30.357	1:09.484	187.0
<i>Ideal</i>	<i>4:43.402</i>	<i>113.944</i>	<i>2:04.907</i>	<i>1:29.417</i>	<i>1:09.078</i>	<i>190.2</i>

41 32 Martin MORRIS

STK Behind 22.272

Best Time 4:44.403 Best Speed 113.543 On 2 Gp

Lap	Lap Time	Lap Speed	Sector 1	Sector 2	Sector 3	Speed Trap
1	7:03.887	74.992	1:31.714	1:11.019	186.5	
2	4:44.403	113.543	2:05.733	1:29.727	1:08.943	193.5
3	5:19.006	101.227	2:23.462	1:41.456		194.0
4	8:54.173	60.452	1:29.973	1:10.109		185.5
5	5:19.213	101.161	2:06.220	1:59.680		188.6
6	6:34.541	81.847	1:31.369	1:09.486		191.8
7	4:48.511	111.926	2:07.662	1:31.834	1:09.015	184.0
8	4:55.110	109.424	2:08.343	1:33.613		188.6
<i>Ideal</i>	<i>4:44.403</i>	<i>113.543</i>	<i>2:05.733</i>	<i>1:29.727</i>	<i>1:08.943</i>	<i>194.0</i>

42 45 Andrea MAJOLA

STK Behind 22.885

Best Time 4:45.016 Best Speed 113.299 On 5 Gp

Lap	Lap Time	Lap Speed	Sector 1	Sector 2	Sector 3	Speed Trap
1	5:30.505	96.180	1:32.144	1:10.125	190.2	
2	4:46.054	112.888	2:06.394	1:30.682	1:08.978	189.1
3	4:46.452	112.731	2:05.576	1:31.277	1:09.599	189.1
4	4:47.047	112.497	2:07.789	1:29.883	1:09.375	190.2
5	4:45.016	113.299	2:06.471	1:30.037	1:08.508	188.6
6	5:00.522	107.453	2:06.254	1:31.859		186.5
<i>Ideal</i>	<i>4:43.967</i>	<i>113.717</i>	<i>2:05.576</i>	<i>1:29.883</i>	<i>1:08.508</i>	<i>190.2</i>



Qualifying Classification

Position

43	50 Julian TRUMMER	STK	Behind	23.434		
Best Time	4:45.565	Best Speed	113.081	On 8 Gp		
Lap	Lap Time	Lap Speed	Sector 1	Sector 2	Sector 3	Speed Trap
1	5:25.332	97.709	1:32.676	1:09.425	177.2	
2	4:57.646	108.491	2:06.703	1:41.322	1:09.621	184.0
3	4:52.801	110.287	2:08.313	1:32.033		186.0
4	21:17.052	25.286	1:31.223	1:11.878		188.6
5	4:47.243	112.420	2:07.339	1:31.056	1:08.848	179.5
6	4:49.524	111.535	2:06.152	1:31.601	1:11.771	180.0
7	4:46.171	112.842	2:06.384	1:30.521	1:09.266	183.0
8	4:45.565	113.081	2:05.486	1:31.211	1:08.868	182.0
9	4:57.584	108.514	2:18.428	1:30.524	1:08.632	180.5
<i>Ideal</i>	<i>4:44.639</i>	<i>113.449</i>	<i>2:05.486</i>	<i>1:30.521</i>	<i>1:08.632</i>	<i>188.6</i>

44 58 Paul WILLIAMS

44	58 Paul WILLIAMS	STK	Behind	23.792		
Best Time	4:45.923	Best Speed	112.939	On 4 Gp		
Lap	Lap Time	Lap Speed	Sector 1	Sector 2	Sector 3	Speed Trap
1	5:27.962	96.926	1:32.457	1:09.634	188.6	
2	4:55.390	109.320	2:13.463	1:32.670	1:09.257	189.7
3	4:46.484	112.718	2:06.371	1:31.921	1:08.192	188.1
4	4:45.923	112.939	2:06.200	1:30.837	1:08.886	186.5
5	4:48.219	112.040	2:05.964	1:31.600		186.0
6	19:03.353	28.243	1:32.267	1:09.061	186.0	
7	4:51.814	110.660	2:08.242	1:32.925	186.0	
<i>Ideal</i>	<i>4:44.993</i>	<i>113.308</i>	<i>2:05.964</i>	<i>1:30.837</i>	<i>1:08.192</i>	<i>189.7</i>

45 222 Michael GAHAN

45	222 Michael GAHAN	STK	Behind	24.541		
Best Time	4:46.672	Best Speed	112.644	On 4 Gp		
Lap	Lap Time	Lap Speed	Sector 1	Sector 2	Sector 3	Speed Trap
1	5:45.787	91.929	1:34.166	1:13.071		194.6
2	4:53.172	110.147	2:09.765	1:32.165	1:11.242	185.0
3	4:50.253	111.255	2:08.762	1:32.189	1:09.302	188.1
4	4:46.672	112.644	2:07.155	1:31.047	1:08.470	186.5
5	4:48.040	112.109	2:05.624	1:31.532		188.6
6	17:53.618	30.078	1:33.149			190.7
7	9:26.236	57.029	1:33.390	1:39.442	187.6	
8	4:50.217	111.268	2:08.759	1:31.795	1:09.663	184.5
9	5:12.085	103.472	2:08.484	1:32.601	184.5	
<i>Ideal</i>	<i>4:45.141</i>	<i>113.249</i>	<i>2:05.624</i>	<i>1:31.047</i>	<i>1:08.470</i>	<i>194.6</i>

Qualifying Classification

Position

46	80 Barry FURBER	STK	Behind	25.218		
Best Time	4:47.349	Best Speed	112.379	On 5 Gp		
Lap	Lap Time	Lap Speed	Sector 1	Sector 2	Sector 3	Speed Trap
1	6:03.826	87.371		1:30.830	1:11.224	180.0
2	4:50.392	111.201	2:09.700	1:31.045	1:09.647	189.1
3	4:53.586	109.992	2:08.635	1:32.009		190.7
4	10:16.253	52.401		1:31.456	1:11.845	192.9
5	4:47.349	112.379	2:06.439	1:30.919	1:09.991	189.1
6	4:58.145	108.310	2:07.336	1:31.463		187.6
7	8:29.394	63.393		1:37.438	1:09.957	188.6
8	4:52.995	110.213	2:07.490	1:31.514		186.5
<i>Ideal</i>	<i>4:46.916</i>	<i>112.549</i>	<i>2:06.439</i>	<i>1:30.830</i>	<i>1:09.647</i>	<i>192.9</i>

47 40 Rhys HARDISTY

47	40 Rhys HARDISTY	STK	Behind	27.249		
Best Time	4:49.380	Best Speed	111.590	On 3 Gp		
Lap	Lap Time	Lap Speed	Sector 1	Sector 2	Sector 3	Speed Trap
1	6:34.523	80.573		1:35.839	1:13.000	184.0
2	4:52.130	110.540	2:09.158	1:32.900	1:10.072	190.2
3	4:49.380	111.590	2:07.927	1:32.393	1:09.060	189.1
4	4:51.737	110.689	2:09.152	1:33.024	1:09.561	188.6
<i>Ideal</i>	<i>4:49.380</i>	<i>111.590</i>	<i>2:07.927</i>	<i>1:32.393</i>	<i>1:09.060</i>	<i>190.2</i>

48 91 Graham McALEESE

48	91 Graham McALEESE	STK	Behind	28.949		
Best Time	4:51.080	Best Speed	110.939	On 3 Gp		
Lap	Lap Time	Lap Speed	Sector 1	Sector 2	Sector 3	Speed Trap
1	5:44.108	92.378				186.5
2	4:55.300	109.353	2:10.143	1:32.762	1:12.395	194.6
3	4:51.080	110.939	2:07.902	1:33.072	1:10.106	186.5
4	4:52.646	110.345	2:06.205	1:31.218		188.6
5	21:41.811	24.805		1:31.457	1:10.937	192.9
6	5:04.504	106.048	2:07.243	1:40.938		195.2
<i>Ideal</i>	<i>4:47.529</i>	<i>112.309</i>	<i>2:06.205</i>	<i>1:31.218</i>	<i>1:10.106</i>	<i>195.2</i>



DETAILED SECTOR ANALYSIS

Qualifying Classification

Position

49 85 Olivier LUPBERGER

STK Behind 28.964

Best Time 4:51.095 Best Speed 110.933 On 9 Gp

Lap	Lap Time	Lap Speed	Sector 1	Sector 2	Sector 3	Speed Trap
1	5:42.488	92.815	1:33.778	1:11.149	174.4	
2	4:51.157	110.909	2:07.652	1:33.077	1:10.428	181.0
3	4:51.312	110.850	2:07.266	1:31.381		186.5
4	14:41.719	36.624	1:34.153	1:10.622	182.5	
5	4:55.330	109.342	2:09.946	1:34.644	1:10.740	176.3
6	4:53.046	110.194	2:08.893	1:33.157	1:10.996	187.6
7	5:03.100	106.539	2:10.009	1:33.536		183.5
8	10:44.243	50.124	1:34.182	1:09.071	186.5	
9	4:51.095	110.933	2:07.643	1:32.947	1:10.505	187.6
10	4:55.540	109.264	2:10.459	1:34.387	1:10.694	178.1
<i>Ideal</i>	<i>4:47.718</i>	<i>112.235</i>	<i>2:07.266</i>	<i>1:31.381</i>	<i>1:09.071</i>	<i>187.6</i>

Qualifying Classification

Position

51 73 David BROOK

STK Behind 29.628

Best Time 4:51.759 Best Speed 110.680 On 8 Gp

Lap	Lap Time	Lap Speed	Sector 1	Sector 2	Sector 3	Speed Trap
1	7:45.821	68.241		1:33.831	1:12.740	183.0
2	4:56.529	108.900	2:10.404	1:33.115	1:13.010	188.6
3	4:55.506	109.277	2:11.238	1:31.558	1:12.710	183.0
4	4:54.694	109.578	2:09.882	1:32.520	1:12.292	190.7
5	5:04.095	106.190	2:14.270	1:33.350		190.2
6	16:48.707	32.013		1:32.278	1:11.695	190.2
7	4:51.766	110.678	2:08.333	1:31.274	1:12.159	191.8
8	4:51.759	110.680	2:08.294	1:31.757	1:11.708	183.0
9	4:51.932	110.615	2:08.770	1:31.545	1:11.617	182.0
10	5:06.036	105.517	2:10.197	1:39.046		184.0
<i>Ideal</i>	<i>4:51.185</i>	<i>110.899</i>	<i>2:08.294</i>	<i>1:31.274</i>	<i>1:11.617</i>	<i>191.8</i>

50 97 Stephane BEDNAREK

STK Behind 29.229

Best Time 4:51.360 Best Speed 110.832 On 8 Gp

Lap	Lap Time	Lap Speed	Sector 1	Sector 2	Sector 3	Speed Trap
1	8:43.640	60.706		1:34.525	1:12.934	171.3
2	4:53.868	109.886	2:10.007	1:33.564	1:10.297	176.3
3	4:58.505	108.179	2:12.756	1:34.213	1:11.536	169.6
4	4:54.977	109.473	2:11.391	1:33.843	1:09.743	171.3
5	4:52.204	110.512	2:09.316	1:33.083	1:09.805	174.4
6	4:57.490	108.548	2:10.636	1:35.799		175.8
7	27:02.686	19.900		1:33.575	1:10.339	172.6
8	4:51.360	110.832	2:08.886	1:32.714	1:09.760	177.2
<i>Ideal</i>	<i>4:51.343</i>	<i>110.838</i>	<i>2:08.886</i>	<i>1:32.714</i>	<i>1:09.743</i>	<i>177.2</i>

52 28 Darryl ANDERSON

STK Behind 30.773

Best Time 4:52.904 Best Speed 110.248 On 3 Gp

Lap	Lap Time	Lap Speed	Sector 1	Sector 2	Sector 3	Speed Trap
1	6:09.519	86.025		1:39.366		184.5
2	24:58.189	21.554		1:35.300	1:10.340	180.5
3	4:52.904	110.248	2:08.648	1:34.564	1:09.692	181.5
4	4:53.734	109.936	2:09.606	1:34.059	1:10.069	181.0
5	4:58.386	108.222	2:09.093	1:35.420		181.5
6	19:22.989	27.766				150.6
<i>Ideal</i>	<i>4:52.399</i>	<i>110.438</i>	<i>2:08.648</i>	<i>1:34.059</i>	<i>1:09.692</i>	<i>184.5</i>

53 33 Paul CASSIDY

STK Behind 32.861

Best Time 4:54.992 Best Speed 109.467 On 4 Gp

Lap	Lap Time	Lap Speed	Sector 1	Sector 2	Sector 3	Speed Trap
1	7:53.930	67.073		1:47.714	1:13.285	185.5
2	4:57.355	108.597	2:12.040	1:32.907	1:12.408	185.5
3	4:57.734	108.459	2:10.640	1:34.618	1:12.476	183.5
4	4:54.992	109.467	2:10.202	1:33.357	1:11.433	184.0
5	5:00.856	107.334	2:11.405	1:34.957		182.0
6	27:51.487	19.319		1:33.735	1:11.434	185.0
7	4:56.790	108.804	2:10.751	1:32.901	1:13.138	182.5
8	5:05.611	105.664	2:13.317	1:39.088		173.1
<i>Ideal</i>	<i>4:54.536</i>	<i>109.637</i>	<i>2:10.202</i>	<i>1:32.901</i>	<i>1:11.433</i>	<i>185.5</i>

DETAILED SECTOR ANALYSIS

Qualifying Classification

Position

54	44 Liam CHAWKE	STK	Behind	32.976		
Best Time	4:55.107	Best Speed	109.425	On 7 Gp		
Lap	Lap Time	Lap Speed	Sector 1	Sector 2	Sector 3	Speed Trap
1	6:03.420	87.469	1:34.693	1:12.959	187.6	
2	5:04.796	105.946	2:11.743	1:36.348	181.5	
3	10:16.123	52.412	1:34.978	1:11.820	187.0	
5	5:00.935	107.306	2:13.450	1:34.088	1:13.397	173.1
6	5:07.830	104.902	2:11.739	1:39.525	192.9	
7	14:09.130	38.030	1:37.333	1:12.458	190.7	
8	5:00.417	107.491	2:12.391	1:35.359	1:12.667	189.1
9	5:03.526	106.390	2:12.830	1:37.315	1:13.381	176.7
10	4:57.256	108.634	2:11.422	1:34.269	1:11.565	191.3
<i>Ideal</i>	<i>4:57.075</i>	<i>108.700</i>	<i>2:11.422</i>	<i>1:34.088</i>	<i>1:11.565</i>	<i>192.9</i>

55 369 Tiziano ROSATI

55	369 Tiziano ROSATI	STK	Behind	33.658		
Best Time	4:55.789	Best Speed	109.172	On 7 Gp		
Lap	Lap Time	Lap Speed	Sector 1	Sector 2	Sector 3	Speed Trap
1	6:46.178	78.261	1:36.804	1:16.048	124.0	
2	4:59.429	107.845	2:11.273	1:34.888	1:13.268	186.5
3	5:01.591	107.072	2:11.718	1:35.799	1:14.074	179.5
4	5:00.718	107.383	2:11.980	1:35.618	1:13.120	160.7
5	5:06.156	105.476	2:12.804	1:36.408	180.0	
6	31:47.876	16.926	1:34.851	1:12.647	188.1	
7	4:55.789	109.172	2:08.858	1:34.788	1:12.143	188.6
<i>Ideal</i>	<i>4:55.789</i>	<i>109.172</i>	<i>2:08.858</i>	<i>1:34.788</i>	<i>1:12.143</i>	<i>188.6</i>

56 35 Don GILBERT

56	35 Don GILBERT	STK	Behind	35.034		
Best Time	4:57.165	Best Speed	108.667	On 8 Gp		
Lap	Lap Time	Lap Speed	Sector 1	Sector 2	Sector 3	Speed Trap
1	7:26.798	71.146	1:37.665	1:11.919	172.2	
2	4:58.628	108.135	2:11.323	1:35.020	1:12.285	178.6
3	5:08.415	104.703	2:18.098	1:34.511	119.2	
4	13:00.770	41.359	1:34.189	1:12.338	175.3	
5	4:59.152	107.945	2:12.355	1:34.608	1:12.189	169.2
6	4:58.109	108.323	2:11.095	1:34.250	1:12.764	176.7
7	4:57.664	108.485	2:11.268	1:33.392	1:13.004	173.1
8	4:57.165	108.667	2:11.243	1:34.057	1:11.865	174.4
9	5:23.381	99.857	2:12.439	1:41.098	169.2	
<i>Ideal</i>	<i>4:56.352</i>	<i>108.965</i>	<i>2:11.095</i>	<i>1:33.392</i>	<i>1:11.865</i>	<i>178.6</i>

Qualifying Classification

Position

57	53 Wayne BOURGEOIS	STK	Behind	35.125		
Best Time	4:57.256	Best Speed	108.634	On 10 Gp		
Lap	Lap Time	Lap Speed	Sector 1	Sector 2	Sector 3	Speed Trap
1	6:26.968	82.146	1:36.879	1:13.969	158.8	
2	5:11.981	103.506	2:16.378	1:42.046	1:13.557	175.8
3	5:05.534	105.690	2:15.472	1:36.682	1:13.380	184.0
4	5:07.027	105.176	2:16.025	1:37.685	1:13.317	155.5
<i>Ideal</i>	<i>5:05.471</i>	<i>105.712</i>	<i>2:15.472</i>	<i>1:36.682</i>	<i>1:13.317</i>	<i>184.0</i>

58 19 Jean Pierre POLET

58	19 Jean Pierre POLET	STK	Behind	36.613		
Best Time	4:58.744	Best Speed	108.093	On 2 Gp		
Lap	Lap Time	Lap Speed	Sector 1	Sector 2	Sector 3	Speed Trap
1	6:44.747	78.538	1:37.442	1:13.381	183.0	
2	4:58.744	108.093	2:11.587	1:34.611	1:12.546	185.5
3	5:01.329	107.165	2:13.425	1:35.921	1:11.983	173.1
4	5:00.925	107.309	2:13.352	1:33.402	166.7	
5	7:38.734	70.394	1:34.968	1:13.388	181.0	
6	5:00.754	107.370	2:12.451	1:35.265	1:13.038	183.0
7	5:50.669	92.087	2:12.386	1:39.698	183.0	
8	16:14.991	33.120	1:35.431	182.0		
<i>Ideal</i>	<i>4:56.972</i>	<i>108.738</i>	<i>2:11.587</i>	<i>1:33.402</i>	<i>1:11.983</i>	<i>185.5</i>

59 17 Mark GOODINGS

59	17 Mark GOODINGS	STK	Behind	37.417		
Best Time	4:59.548	Best Speed	107.802	On 7 Gp		
Lap	Lap Time	Lap Speed	Sector 1	Sector 2	Sector 3	Speed Trap
1	7:07.728	74.318	1:51.334	172.2		
2	8:44.092	61.615	1:37.964	1:14.557	183.5	
3	5:09.401	104.369	2:13.942	1:37.258	1:18.201	186.5
4	5:06.423	105.384	2:13.361	1:37.398	190.2	
5	16:54.170	31.841	1:34.711	1:11.696	186.0	
6	5:17.194	101.805	2:23.105	1:41.530	1:12.559	180.5
7	4:59.548	107.802	2:12.487	1:35.461	1:11.600	185.5
8	6:24.822	83.914	3:27.481	1:40.544	184.0	
<i>Ideal</i>	<i>4:58.798</i>	<i>108.073</i>	<i>2:12.487</i>	<i>1:34.711</i>	<i>1:11.600</i>	<i>190.2</i>

SUPERSTOCK

Q6: Second Qualifying

Thursday, 08 May 2025

DETAILED SECTOR ANALYSIS

Qualifying Classification

Position

60 90 Craig KENNELLY

STK Behind 38.458

Best Time 5:00.589 Best Speed 107.429 On 5 Gp

Lap	Lap Time	Lap Speed	Sector 1	Sector 2	Sector 3	Speed Trap
1	6:30.665	81.369		1:37.089	1:15.516	176.3
2	5:05.704	105.632	2:15.196	1:35.868	1:14.640	180.5
3	5:06.557	105.338	2:14.827	1:36.678	1:15.052	184.0
4	5:22.540	100.118	2:15.980	1:51.713	1:14.847	160.3
5	5:00.589	107.429	2:12.748	1:34.528	1:13.313	185.0
6	5:13.452	103.021	2:15.275	1:39.744		178.1
7	22:50.603	23.560		1:38.325	1:17.383	174.4
8	5:22.486	100.135	2:31.026	1:37.132	1:14.328	177.2
9	5:01.421	107.133	2:13.514	1:34.588	1:13.319	175.3
<i>Ideal</i>	<i>5:00.589</i>	<i>107.429</i>	<i>2:12.748</i>	<i>1:34.528</i>	<i>1:13.313</i>	<i>185.0</i>

Qualifying Classification

Position

63 69 Brad CLARKE

STK Behind 40.073

Best Time 5:02.204 Best Speed 106.855 On 8 Gp

Lap	Lap Time	Lap Speed	Sector 1	Sector 2	Sector 3	Speed Trap
1	6:14.576	84.864		1:36.487	1:14.461	174.4
2	5:05.326	105.762	2:14.378	1:37.457	1:13.491	172.6
3	5:02.897	106.610	2:13.378	1:37.048	1:12.471	173.5
4	5:03.104	106.538	2:12.407	1:37.901	1:12.796	176.7
5	5:03.056	106.555	2:12.070	1:36.463		174.4
6	21:04.640	25.535		1:38.156	1:12.073	171.8
7	5:04.289	106.123	2:14.857	1:36.912	1:12.520	171.3
8	5:02.204	106.855	2:12.888	1:37.570	1:11.746	172.6
9	5:03.827	106.284	2:13.100	1:36.506	1:14.221	173.1
<i>Ideal</i>	<i>5:00.279</i>	<i>107.540</i>	<i>2:12.070</i>	<i>1:36.463</i>	<i>1:11.746</i>	<i>176.7</i>

61 145 Daniel FORBES

STK Behind 39.277

Best Time 5:01.408 Best Speed 107.137 On 4 Gp

Lap	Lap Time	Lap Speed	Sector 1	Sector 2	Sector 3	Speed Trap
1	7:30.262	70.599		1:37.581	1:13.073	178.6
2	5:05.500	105.702	2:12.762	1:34.663		178.6
3	7:47.356	69.095		1:36.576	1:11.845	177.7
4	5:01.408	107.137	2:11.973	1:35.917		181.0
5	10:32.396	51.063		1:35.066		181.0
<i>Ideal</i>	<i>4:58.481</i>	<i>108.188</i>	<i>2:11.973</i>	<i>1:34.663</i>	<i>1:11.845</i>	<i>181.0</i>

64 139 Dermot CLEARY

STK Behind 41.415

Best Time 5:03.546 Best Speed 106.383 On 3 Gp

Lap	Lap Time	Lap Speed	Sector 1	Sector 2	Sector 3	Speed Trap
1	6:38.862	79.697		1:40.971	1:15.262	168.7
2	5:04.378	106.092	2:12.253	1:36.912	1:15.213	187.6
3	5:03.546	106.383	2:11.944	1:36.794	1:14.808	188.6
4	5:05.809	105.595	2:14.170	1:37.728	1:13.911	174.4
<i>Ideal</i>	<i>5:02.649</i>	<i>106.698</i>	<i>2:11.944</i>	<i>1:36.794</i>	<i>1:13.911</i>	<i>188.6</i>

62 26 Dennis BOOTH

STK Behind 39.795

Best Time 5:01.926 Best Speed 106.953 On 6 Gp

Lap	Lap Time	Lap Speed	Sector 1	Sector 2	Sector 3	Speed Trap
1	6:33.485	80.786		1:38.005	1:17.979	177.2
2	5:08.370	104.718	2:15.098	1:38.182	1:15.090	177.7
3	5:08.474	104.683	2:14.771	1:39.223	1:14.480	181.5
4	5:11.335	103.721	2:15.806	1:37.878		179.1
5	9:29.020	56.750		1:37.871	1:13.769	177.2
6	5:01.926	106.953	2:13.327	1:34.999	1:13.600	183.0
7	5:03.660	106.343	2:13.817	1:36.693	1:13.150	182.0
<i>Ideal</i>	<i>5:01.476</i>	<i>107.113</i>	<i>2:13.327</i>	<i>1:34.999</i>	<i>1:13.150</i>	<i>183.0</i>

65 43 Stephen DEGNAN

STK Behind 42.293

Best Time 5:04.424 Best Speed 106.076 On 9 Gp

Lap	Lap Time	Lap Speed	Sector 1	Sector 2	Sector 3	Speed Trap
1	6:25.827	82.389		1:36.645	1:15.309	170.9
2	5:07.719	104.940	2:15.821	1:37.341	1:14.557	173.5
3	5:08.166	104.788	2:15.901	1:37.089	1:15.176	167.1
4	5:09.315	104.398	2:16.133	1:38.583	1:14.599	159.6
5	5:07.234	105.106	2:14.987	1:37.971	1:14.276	166.7
6	5:11.529	103.656	2:15.487	1:37.544		167.9
7	10:58.476	49.041		1:36.744	1:15.006	174.9
8	5:13.082	103.142	2:15.820	1:42.710	1:14.552	172.6
9	5:04.424	106.076	2:14.319	1:36.005	1:14.100	170.5
10	5:13.433	103.027	2:15.957	1:37.562		168.7
<i>Ideal</i>	<i>5:04.424</i>	<i>106.076</i>	<i>2:14.319</i>	<i>1:36.005</i>	<i>1:14.100</i>	<i>174.9</i>



Qualifying Classification

Position

66	87 Emil KRCHNAVY	STK	Behind	44.818		
Best Time	5:06.949	Best Speed	105.203	On 2 Gp		
Lap	Lap Time	Lap Speed	Sector 1	Sector 2	Sector 3	Speed Trap
1	6:46.957	78.111		1:39.740	1:15.278	125.2
2	5:06.949	105.203	2:15.003	1:38.007	1:13.939	176.3
3	5:10.380	104.040	2:17.173	1:39.726	1:13.481	162.2
4	5:09.705	104.267	2:16.812	1:39.889	1:13.004	170.5
5	5:16.906	101.898	2:17.535	1:38.779		174.9
Ideal	5:06.014	105.525	2:15.003	1:38.007	1:13.004	176.3

67	21 Joe YEARDSLEY	STK	Behind	48.810		
Best Time	5:10.941	Best Speed	103.852	On 2 Gp		
Lap	Lap Time	Lap Speed	Sector 1	Sector 2	Sector 3	Speed Trap
1	7:46.039	68.209		1:32.510	1:12.592	187.6
2	5:10.941	103.852	2:07.029	1:31.267		191.3
3	38:16.247	14.063		2:13.743		186.5
4	4:56.359	108.962	2:09.990	1:34.064	1:12.305	184.5
5	4:55.973	109.105	2:10.707	1:33.896	1:11.370	183.0
6	23:03.465	23.341	2:10.386	1:34.533	1:11.578	184.5
7	4:55.107	109.425	2:09.891	1:34.222	1:10.994	184.5
8	4:56.470	108.922	2:09.758	1:35.030	1:11.682	182.5
Ideal	4:49.290	111.625	2:07.029	1:31.267	1:10.994	191.3

Non Qualifiers

Position

29 Luca GOTTARDI	STK	Behind	18.617			
Best Time	4:40.748	Best Speed	115.021			
Lap	Lap Time	Lap Speed	Sector 1	Sector 2	Sector 3	Speed Trap
1	7:27.794	70.988		1:32.481	1:08.597	189.1
2	4:40.748	115.021	2:04.175	1:29.112	1:07.461	192.9
Ideal	4:40.748	115.021	2:04.175	1:29.112	1:07.461	192.9



BRIGGS EQUIPMENT NORTH WEST 200

SUPERSTOCK

Q6: Second Qualifying

SECTOR ANALYSIS

Perfect Lap (sum of best sectors) = 4:21.255



SECTOR 1			SECTOR 2		SECTOR 3		IDEAL / BEST								
FINISH - BALLYALLY			BALLYALLY - METROPOLE		METROPOLE - FINISH		COMPARISON								
Pos	No	Name	Time	No	Name	No	Name	Pos	No	Name	Time	Best Time	Diff		
1	34	Alastair SEELEY	1:55.051	34	Alastair SEELEY	1:23.360	74	Davey TODD	1:02.844	1	74	Davey TODD	4:22.131	4:22.131	0.000
2	74	Davey TODD	1:55.202	6	Michael DUNLOP	1:23.657	60	Peter HICKMAN	1:03.189	2	34	Alastair SEELEY	4:21.761	4:22.645	0.884
3	36	Jamie COWARD	1:56.013	60	Peter HICKMAN	1:23.823	3	Dean HARRISON	1:03.319	3	60	Peter HICKMAN	4:23.504	4:24.672	1.168
4	60	Peter HICKMAN	1:56.492	74	Davey TODD	1:24.085	34	Alastair SEELEY	1:03.350	4	3	Dean HARRISON	4:24.859	4:25.411	0.552
5	3	Dean HARRISON	1:56.764	12	Ian HUTCHINSON	1:24.696	38	Erno KOSTAMO	1:03.875	5	6	Michael DUNLOP	4:25.736	4:25.998	0.262
6	6	Michael DUNLOP	1:57.064	3	Dean HARRISON	1:24.776	1	John McGUINNESS	1:04.040	6	36	Jamie COWARD	4:25.907	4:26.025	0.118
7	7	Josh BROOKES	1:57.165	16	Mike BROWNE	1:24.905	22	Paul JORDAN	1:04.251	7	16	Mike BROWNE	4:26.626	4:26.626	0.000
8	11	Conor CUMMINS	1:57.310	22	Paul JORDAN	1:24.964	16	Mike BROWNE	1:04.257	8	22	Paul JORDAN	4:26.631	4:26.921	0.290
9	22	Paul JORDAN	1:57.416	18	Michael EVANS	1:25.077	12	Ian HUTCHINSON	1:04.415	9	12	Ian HUTCHINSON	4:27.239	4:27.239	0.000
10	16	Mike BROWNE	1:57.464	1	John McGUINNESS	1:25.355	36	Jamie COWARD	1:04.452	10	1	John McGUINNESS	4:26.881	4:27.474	0.593
11	1	John McGUINNESS	1:57.486	36	Jamie COWARD	1:25.442	11	Conor CUMMINS	1:04.637	11	11	Conor CUMMINS	4:27.635	4:27.635	0.000
12	65	Michael SWEENEY	1:57.883	65	Michael SWEENEY	1:25.637	18	Michael EVANS	1:04.804	12	7	Josh BROOKES	4:28.395	4:28.395	0.000
13	12	Ian HUTCHINSON	1:58.128	11	Conor CUMMINS	1:25.688	20	David JOHNSON	1:04.891	13	38	Erno KOSTAMO	4:28.462	4:28.462	0.000
14	38	Erno KOSTAMO	1:58.623	7	Josh BROOKES	1:25.823	92	Mitch REES	1:04.962	14	18	Michael EVANS	4:29.954	4:29.954	0.000
15	8	Sam WEST	1:58.990	38	Erno KOSTAMO	1:25.964	6	Michael DUNLOP	1:05.015	15	65	Michael SWEENEY	4:29.216	4:30.657	1.441
16	15	Nathan HARRISON	1:59.632	15	Nathan HARRISON	1:26.540	8	Sam WEST	1:05.148	16	8	Sam WEST	4:30.693	4:31.222	0.529
17	23	Marcus SIMPSON	1:59.912	8	Sam WEST	1:26.555	15	Nathan HARRISON	1:05.355	17	15	Nathan HARRISON	4:31.527	4:31.527	0.000
18	18	Michael EVANS	2:00.073	23	Marcus SIMPSON	1:26.779	7	Josh BROOKES	1:05.407	18	92	Mitch REES	4:32.043	4:32.821	0.778
19	92	Mitch REES	2:00.087	92	Mitch REES	1:26.994	174	Laurent HOFFMANN	1:05.523	19	23	Marcus SIMPSON	4:32.931	4:32.931	0.000
20	59	Darryl TWEED	2:00.385	10	James CHAWKE	1:27.625	71	Phillip CROWE	1:05.617	20	20	David JOHNSON	4:33.893	4:33.893	0.000
21	20	David JOHNSON	2:00.933	56	Adam McLEAN	1:27.643	65	Michael SWEENEY	1:05.696	21	59	Darryl TWEED	4:34.098	4:34.098	0.000
22	71	Phillip CROWE	2:01.209	59	Darryl TWEED	1:27.759	59	Darryl TWEED	1:05.954	22	71	Phillip CROWE	4:34.601	4:34.601	0.000
23	62	Maurizio BOTTALICO	2:01.730	71	Phillip CROWE	1:27.775	56	Adam McLEAN	1:06.204	23	56	Adam McLEAN	4:35.590	4:35.836	0.246
24	56	Adam McLEAN	2:01.743	25	Amalric BLANC	1:28.043	23	Marcus SIMPSON	1:06.240	24	174	Laurent HOFFMANN	4:36.067	4:36.067	0.000
25	174	Laurent HOFFMANN	2:01.948	20	David JOHNSON	1:28.069	62	Maurizio BOTTALICO	1:06.550	25	62	Maurizio BOTTALICO	4:37.450	4:37.450	0.000
26	42	Jonathan PERRY	2:02.361	66	Ryan GIBSON	1:28.535	77	Barry BURRELL	1:07.162	26	10	James CHAWKE	4:37.368	4:38.275	0.907
27	10	James CHAWKE	2:02.507	174	Laurent HOFFMANN	1:28.596	10	James CHAWKE	1:07.236	27	25	Amalric BLANC	4:38.385	4:38.906	0.521
28	25	Amalric BLANC	2:03.022	24	Jonathan GOETSCHY	1:28.661	25	Amalric BLANC	1:07.320	28	66	Ryan GIBSON	4:39.173	4:39.173	0.000
29	66	Ryan GIBSON	2:03.112	41	Aaron SPENCE	1:28.687	5	Marty LENNON	1:07.370	29	77	Barry BURRELL	4:40.178	4:40.178	0.000
30	77	Barry BURRELL	2:03.653	30	Eddy FERRE	1:28.903	109	Neil KERNOHAN	1:07.456	30	41	Aaron SPENCE	4:40.506	4:40.506	0.000
31	24	Jonathan GOETSCHY	2:03.906	29	Luca GOTTARDI	1:29.112	29	Luca GOTTARDI	1:07.461	31	29	Luca GOTTARDI	4:40.748	4:40.748	0.000
32	41	Aaron SPENCE	2:04.021	49	Kevin KEYES	1:29.150	66	Ryan GIBSON	1:07.526	32	24	Jonathan GOETSCHY	4:41.224	4:41.224	0.000
33	29	Luca GOTTARDI	2:04.175	62	Maurizio BOTTALICO	1:29.170	49	Kevin KEYES	1:07.696	33	42	Jonathan PERRY	4:40.319	4:41.600	1.281
34	5	Marty LENNON	2:04.262	77	Barry BURRELL	1:29.363	41	Aaron SPENCE	1:07.798	34	49	Kevin KEYES	4:41.976	4:41.976	0.000
35	52	Ryan WHITEHALL	2:04.361	212	Dean McMASTER	1:29.417	42	Jonathan PERRY	1:07.808	35	5	Marty LENNON	4:41.454	4:42.340	0.886
36	119	Kris DUNCAN	2:04.412	109	Neil KERNOHAN	1:29.421	30	Eddy FERRE	1:07.935	36	30	Eddy FERRE	4:42.394	4:42.394	0.000
37	14	Ilja CALJOUW	2:04.656	32	Martin MORRIS	1:29.727	119	Kris DUNCAN	1:08.098	37	119	Kris DUNCAN	4:42.458	4:42.458	0.000
38	212	Dean McMASTER	2:04.907	5	Marty LENNON	1:29.822	58	Paul WILLIAMS	1:08.192	38	109	Neil KERNOHAN	4:42.689	4:42.987	0.298
39	49	Kevin KEYES	2:05.130	14	Ilja CALJOUW	1:29.848	14	Ilja CALJOUW	1:08.356	39	14	Ilja CALJOUW	4:42.860	4:43.067	0.207
40	50	Julian TRUMMER	2:05.486	45	Andrea MAJOLA	1:29.883	222	Michael GAHAN	1:08.470	40	52	Ryan WHITEHALL	4:43.252	4:43.659	0.407
41	30	Eddy FERRE	2:05.556	119	Kris DUNCAN	1:29.948	45	Andrea MAJOLA	1:08.508	41	212	Dean McMASTER	4:43.402	4:44.237	0.835
42	45	Andrea MAJOLA	2:05.576	42	Jonathan PERRY	1:30.150	50	Julian TRUMMER	1:08.632	42	32	Martin MORRIS	4:44.403	4:44.403	0.000
43	222	Michael GAHAN	2:05.624	52	Ryan WHITEHALL	1:30.214	24	Jonathan GOETSCHY	1:08.657	43	45	Andrea MAJOLA	4:43.967	4:45.016	1.049
44	32	Martin MORRIS	2:05.733	50	Julian TRUMMER	1:30.521	52	Ryan WHITEHALL	1:08.677	44	50	Julian TRUMMER	4:44.639	4:45.565	0.926
45	109	Neil KERNOHAN	2:05.812	80	Barry FURBER	1:30.830	32	Martin MORRIS	1:08.943	45	58	Paul WILLIAMS	4:44.993	4:45.923	0.930
46	58	Paul WILLIAMS	2:05.964	58	Paul WILLIAMS	1:30.837	40	Rhys HARDISTY	1:09.060	46	222	Michael GAHAN	4:45.141	4:46.672	1.531
47	91	Graham McALEESE	2:06.205	222	Michael GAHAN	1:31.047	85	Olivier LUPBERGER	1:09.071	47	80	Barry FURBER	4:46.916	4:47.349	0.433
48	80	Barry FURBER	2:06.439	91	Graham McALEESE	1:31.218	212	Dean McMASTER	1:09.078	48	40	Rhys HARDISTY	4:49.380	4:49.380	0.000
49	21	Joe YEARDSLEY	2:07.029	21	Joe YEARDSLEY	1:31.267	80	Barry FURBER	1:09.647	49	91	Graham McALEESE	4:47.529	4:51.080	3.551
50	85	Olivier LUPBERGER	2:07.266	73	David BROOK	1:31.274	28	Darryl ANDERSON	1:09.692	50	85	Olivier LUPBERGER	4:47.718	4:51.095	3.377
51	40	Rhys HARDISTY	2:07.927	85	Olivier LUPBERGER	1:31.381	97	Stephane BEDNAREK	1:09.743	51	97	Stephane BEDNAREK	4:51.343	4:51.360	0.017
52	73	David BROOK	2:08.294	40	Rhys HARDISTY	1:32.393	91	Graham McALEESE	1:10.106	52	73	David BROOK	4:51.185	4:51.759	0.574
53	28	Darryl ANDERSON	2:08.648	97	Stephane BEDNAREK	1:32.714	21	Joe YEARDSLEY	1:10.994	53	28	Darryl ANDERSON	4:52.399	4:52.904	0.505
54	369	Tiziano ROSATI	2:08.858	33	Paul CASSIDY	1:32.901	33	Paul CASSIDY	1:11.433	54	33	Paul CASSIDY	4:54.536	4:54.992	0.456
55	97	Stephane BEDNAREK	2:08.886	35	Don GILBERT	1:33.392	44	Liam CHAWKE	1:11.565	55	21	Joe YEARDSLEY	4:49.290	4:55.107	5.817



BRIGGS EQUIPMENT NORTH WEST 200

SUPERSTOCK

Q6: Second Qualifying

SECTOR ANALYSIS

Perfect Lap (sum of best sectors) =

4:21.255



56	33 Paul CASSIDY	2:10.202	19 Jean Pierre POLET	1:33.402	17 Mark GOODINGS	1:11.600	56	369 Tiziano ROSATI	4:55.789	4:55.789	0.000
57	35 Don GILBERT	2:11.095	28 Darryl ANDERSON	1:34.059	73 David BROOK	1:11.617	57	35 Don GILBERT	4:56.352	4:57.165	0.813
58	44 Liam CHAWKE	2:11.422	44 Liam CHAWKE	1:34.088	69 Brad CLARKE	1:11.746	58	44 Liam CHAWKE	4:57.075	4:57.256	0.181
59	19 Jean Pierre POLET	2:11.587	90 Craig KENNELLY	1:34.528	145 Daniel FORBES	1:11.845	59	19 Jean Pierre POLET	4:56.972	4:58.744	1.772
60	139 Dermot CLEARY	2:11.944	145 Daniel FORBES	1:34.663	35 Don GILBERT	1:11.865	60	17 Mark GOODINGS	4:58.798	4:59.548	0.750
61	145 Daniel FORBES	2:11.973	17 Mark GOODINGS	1:34.711	19 Jean Pierre POLET	1:11.983	61	90 Craig KENNELLY	5:00.589	5:00.589	0.000
62	69 Brad CLARKE	2:12.070	369 Tiziano ROSATI	1:34.788	369 Tiziano ROSATI	1:12.143	62	145 Daniel FORBES	4:58.481	5:01.408	2.927
63	17 Mark GOODINGS	2:12.487	26 Dennis BOOTH	1:34.999	87 Emil KRCHNAVY	1:13.004	63	26 Dennis BOOTH	5:01.476	5:01.926	0.450
64	90 Craig KENNELLY	2:12.748	43 Stephen DEGNAN	1:36.005	26 Dennis BOOTH	1:13.150	64	69 Brad CLARKE	5:00.279	5:02.204	1.925
65	26 Dennis BOOTH	2:13.327	69 Brad CLARKE	1:36.463	90 Craig KENNELLY	1:13.313	65	139 Dermot CLEARY	5:02.649	5:03.546	0.897
66	43 Stephen DEGNAN	2:14.319	53 Wayne BOURGEOIS	1:36.682	53 Wayne BOURGEOIS	1:13.317	66	43 Stephen DEGNAN	5:04.424	5:04.424	0.000
67	87 Emil KRCHNAVY	2:15.003	139 Dermot CLEARY	1:36.794	139 Dermot CLEARY	1:13.911	67	53 Wayne BOURGEOIS	5:05.471	5:05.534	0.063
68	53 Wayne BOURGEOIS	2:15.472	87 Emil KRCHNAVY	1:38.007	43 Stephen DEGNAN	1:14.100	68	87 Emil KRCHNAVY	5:06.014	5:06.949	0.935

BRIGGS EQUIPMENT NORTH WEST 200

SUPERSTOCK

Q6: Second Qualifying

Thursday, 08 May 2025



NW200

SPEED TRAP ON APPROACH TO UNIVERSITY

Class	No/Name	Fastest	Lap 1	Lap 2	Lap 3	Lap 4	Lap 5	Lap 6	Lap 7	Lap 8	Lap 9	Lap 10	Lap 11	Lap 12
STK	16 Mike BROWNE	205.3	183.0	205.3	201.6	199.8	201.0	156.9	198.6	199.8				
STK	65 Michael SWEENEY	204.0	183.5	200.4	201.0	201.0	202.8	204.0	201.0					
STK	74 Davey TODD	203.4	193.5	199.2	203.4	196.9	199.2	198.6						
STK	7 Josh BROOKES	203.4	186.5	201.6	203.4	198.6	198.6	198.6	201.6					
STK	60 Peter HICKMAN	202.8	196.9	199.2	202.8	193.5	197.5	197.5	194.0	196.9	194.6	194.6	195.2	
STK	3 Dean HARRISON	202.8	201.6	202.8	201.6	199.2	184.0	200.4	201.6	194.6				
STK	6 Michael DUNLOP	202.8	202.2	201.6	199.2	195.7	202.8							
STK	34 Alastair SEELEY	201.6	198.0	201.6	196.3	199.2	199.2	199.8	198.6					
STK	36 Jamie COWARD	201.0	180.0	201.0	197.5	199.8	196.3	189.1	200.4	199.2	194.0			
STK	18 Michael EVANS	201.0	187.0	201.0	198.6	198.0	198.0	198.6	196.9	198.6				
STK	1 John McGUINNESS	199.8	199.2	199.8	197.5	183.0	181.0	195.7	185.5	195.7	198.6	198.0	195.2	
STK	41 Aaron SPENCE	199.8	184.5	199.8	183.5	198.0	198.0	196.9	185.5	198.0	196.9			
STK	23 Marcus SIMPSON	199.2	182.5	194.6	198.0	199.2	171.8	198.6	199.2	196.3	183.0	198.6	198.6	
STK	174 Laurent HOFFMANN	199.2	192.4	196.9	188.6	195.7	194.0	196.3	199.2	198.0	192.4			
STK	22 Paul JORDAN	199.2	195.2	192.4	199.2	177.2	196.3	196.9	180.0	198.6	198.0	196.3		
STK	11 Conor CUMMINS	198.6	187.6	196.3	197.5	192.4	192.9	189.1	194.6	195.2	195.7	198.6		
STK	8 Sam WEST	198.0	196.3	194.0	196.3	196.3	192.9	191.8	193.5	198.0	195.7	194.0		
STK	15 Nathan HARRISON	198.0	198.0	193.5	194.0	187.0	193.5	191.3	188.1	196.3				
STK	38 Erno KOSTAMO	197.5	183.0	192.9	196.9	197.5	191.8	196.3	192.9	195.2	194.6	190.2	194.6	
STK	12 Ian HUTCHINSON	196.9	187.6	195.7	194.6	195.7	187.0	192.9	196.9	196.9	195.7	193.5		
STK	25 Amalric BLANC	196.9	181.5	189.1	196.9	192.9	192.9	189.1	196.9	194.0	194.6			
STK	92 Mitch REES	196.3	187.0	188.6	121.5	183.5	194.0	196.3	196.3	194.0				
STK	66 Ryan GIBSON	195.7	191.8	195.7	181.0	186.0	192.4	189.7	189.7	192.9	194.0	172.2		
STK	59 Darryl TWEED	195.7	188.1	195.7	190.7	192.4	190.2	170.5	189.1	194.0	195.2	192.4		
STK	62 Maurizio BOTTALICO	195.2	194.0	192.9	150.0	187.0	195.2	193.5						
STK	20 David JOHNSON	195.2	188.6	195.2	189.7	187.0	187.6	189.1	187.6	190.2	189.7	187.6		
STK	91 Graham McALEESE	195.2	186.5	194.6	186.5	188.6	192.9	195.2						
STK	222 Michael GAHAN	194.6	194.6	185.0	188.1	186.5	188.6	190.7	187.6	184.5	184.5			
STK	10 James CHAWKE	194.6	188.6	193.5	185.5	190.7	192.4	192.9	194.6	194.6	190.7			
STK	24 Jonathan GOETSCHY	194.0	194.0	190.2	194.0	191.3	191.8	173.5						
STK	32 Martin MORRIS	194.0	186.5	193.5	194.0	185.5	188.6	191.8	184.0	188.6				
STK	42 Jonathan PERRY	193.5	191.8	192.4	193.5	182.5	192.4	189.7	188.6	191.8	189.7			
STK	49 Kevin KEYES	192.9	192.9	191.8	190.7	181.5								
STK	29 Luca GOTTARDI	192.9	189.1	192.9										
STK	80 Barry FURBER	192.9	180.0	189.1	190.7	192.9	189.1	187.6	188.6	186.5				
STK	44 Liam CHAWKE	192.9	187.6	181.5	187.0	173.1	192.9	190.7	189.1	176.7	191.3			
STK	14 Ilja CALJOUW	192.9	189.7	188.1	192.9	184.5	189.1	187.6	182.0	184.5	187.0	187.6		
STK	56 Adam McLEAN	191.8	190.2	191.8	190.2	183.5								
STK	73 David BROOK	191.8	183.0	188.6	183.0	190.7	190.2	190.2	191.8	183.0	182.0	184.0		
STK	5 Marty LENNON	191.3	183.0	191.3	186.0	180.5	185.0	183.5	187.0					
STK	21 Joe YEARDSLEY	191.3	187.6	191.3	186.5	184.5	183.0	184.5	184.5	182.5				
STK	30 Eddy FERRE	190.7	188.1	182.5	187.6	190.7	182.5	189.1	187.6					
STK	52 Ryan WHITEHALL	190.7	173.5	190.7	187.0	181.5	188.1	186.0						
STK	17 Mark GOODINGS	190.2	172.2	183.5	186.5	190.2	186.0	180.5	185.5	184.0				
STK	212 Dean McMASTER	190.2	188.1	190.2	186.0	188.1	187.0	146.1	187.6	188.1	189.1	190.2	187.0	
STK	45 Andrea MAJOLA	190.2	190.2	189.1	189.1	190.2	188.6	186.5						
STK	40 Rhys HARDISTY	190.2	184.0	190.2	189.1	188.6								
STK	58 Paul WILLIAMS	189.7	188.6	189.7	188.1	186.5	186.0	186.0	186.0					
STK	119 Kris DUNCAN	189.7	172.6	183.0	189.7	186.0	185.0	186.0	184.5	185.0				
STK	50 Julian TRUMMER	188.6	177.2	184.0	186.0	188.6	179.5	180.0	183.0	182.0	180.5			
STK	139 Dermot CLEARY	188.6	168.7	187.6	188.6	174.4								



SPEED TRAP ON APPROACH TO UNIVERSITY

Class	No/Name	Fastest	Lap 1	Lap 2	Lap 3	Lap 4	Lap 5	Lap 6	Lap 7	Lap 8	Lap 9	Lap 10	Lap 11	Lap 12
STK	369 Tiziano ROSATI	188.6	124.0	186.5	179.5	160.7	180.0	188.1	<u>188.6</u>					
STK	71 Phillip CROWE	188.6	<u>188.6</u>	186.5	123.5	185.0	186.0	185.0	159.6					
STK	85 Olivier LUPBERGER	187.6	174.4	181.0	186.5	182.5	176.3	<u>187.6</u>	183.5	186.5	<u>187.6</u>	178.1		
STK	109 Neil KERNOHAN	186.0	183.0	<u>186.0</u>	175.8	179.5	183.5	184.0	184.0					
STK	19 Jean Pierre POLET	185.5	183.0	<u>185.5</u>	173.1	166.7	181.0	183.0	183.0	182.0				
STK	77 Barry BURRELL	185.5	174.4	184.0	167.1	181.0	183.0	<u>185.5</u>	181.5	182.5	181.0			
STK	33 Paul CASSIDY	185.5	<u>185.5</u>	<u>185.5</u>	183.5	184.0	182.0	185.0	182.5	173.1				
STK	90 Craig KENNELLY	185.0	176.3	180.5	184.0	160.3	<u>185.0</u>	178.1	174.4	177.2	175.3			
STK	28 Darryl ANDERSON	184.5	<u>184.5</u>	180.5	181.5	181.0	181.5	150.6						
STK	53 Wayne BOURGEOIS	184.0	158.8	175.8	<u>184.0</u>	155.5								
STK	26 Dennis BOOTH	183.0	177.2	177.7	181.5	179.1	177.2	<u>183.0</u>	182.0					
STK	145 Daniel FORBES	181.0	178.6	178.6	177.7	<u>181.0</u>	<u>181.0</u>							
STK	35 Don GILBERT	178.6	172.2	<u>178.6</u>	119.2	175.3	169.2	176.7	173.1	174.4	169.2			
STK	97 Stephane BEDNAREK	177.2	171.3	176.3	169.6	171.3	174.4	175.8	172.6	<u>177.2</u>				
STK	69 Brad CLARKE	176.7	174.4	172.6	173.5	<u>176.7</u>	174.4	171.8	171.3	172.6	173.1			
STK	87 Emil KRCHNAVY	176.3	125.2	<u>176.3</u>	162.2	170.5	174.9							
STK	43 Stephen DEGNAN	174.9	170.9	173.5	167.1	159.6	166.7	167.9	<u>174.9</u>	172.6	170.5	168.7		



SUPERSTOCK



NW200

RACE NUMBER:

3 (THU) & 4 (SAT)

GROUP: A

59
TWEED

20
JOHNSON

23
SIMPSON

ROW 7

92
REES

15
N HARRISON

8
WEST

ROW 6

65
SWEENEY

18
EVANS

36
KOSTAMO

ROW 5

7
BROOKES

11
CUMMINS

1
McGUINNESS

ROW 4

12
HUTCHINSON

22
JORDAN

16
BROWNE

ROW 3

36
COWARD

6
DUNLOP

3
D HARRISON

ROW 2

60
HICKMAN

34
SEELEY

74
TODD

ROW 1

POLE



SUPERSTOCK



NW200

RACE NUMBER:

3 (THU) & 4 (SAT)

GROUP: B

222
GAHAN

58
WILLIAMS

50
TRUMMER

ROW 15

45
MAJOLA

32
MORRIS

212
McMASTER

ROW 14

52
WHITEHALL

14
CALJOUW

109
KERNOHAN

ROW 13

119
DUNCAN

30
FERRE

5
LENNON

ROW 12

49
KEYES

42
PERRY

24
GOETSCHY

ROW 11

41
SPENCE

77
BURRELL

66
GIBSON

ROW 10

25
BLANC

10
J CHAWKE

62
BOTTALICO

ROW 9

174
HOFFMANN

56
McLEAN

71
CROWE

ROW 8



SUPERSTOCK



NW200

RACE NUMBER:

3 (THU) & 4 (SAT)

GROUP: C

88
McTAGGART

29
GOTTARDI

21
YEARDSLEY

ROW 23

87
KRCHNAVY

43
DEGNAN

139
CLEARY

ROW 22

69
CLARKE

26
BOOTH

145
FORBES

ROW 21

90
KENNELLY

17
GOODINGS

19
POLET

ROW 20

55
BOURGEAIS

35
GILBERT

369
ROSATI

ROW 19

44
L CHAWKE

33
CASSIDY

28
ANDERSON

ROW 18

73
BROOK

97
BEDNAREK

85
LUPBERGER

ROW 17

91
McALEESE

40
HARDISTY

80
FURBER

ROW 16

BRIGGS EQUIPMENT NORTH WEST 200



SUPERSTOCK

Race 3 – Amici Ristorante Superstock

Thursday, 08 May 2025



Pos	Class	No	Name	Machine / Sponsor	Gp	Laps	Total Time	Behind	Speed	-----Best Lap-----		
										Time	Speed	On
1	STK	6	Michael DUNLOP	BMW - MD Racing	a	4	17:22.763		123.388	4:19.598	124.392	4
2	STK	3	Dean HARRISON	Honda - Honda Racing UK	a	4	17:25.422	2.659	123.074	4:20.771	123.833	3
3	STK	12	Ian HUTCHINSON	BMW - moobob MLav Racing	a	4	17:31.237	8.474	122.393	4:22.114	123.198	3
4	STK	74	Davey TODD	BMW - 8Ten Racing BMW Motorrad	a	4	17:36.175	13.412	121.821	4:22.748	122.901	4
5	STK	60	Peter HICKMAN	BMW - 8Ten Racing BMW Motorrad	a	4	17:43.988	21.225	120.926	4:24.155	122.246	3
6	STK	7	Josh BROOKES	Honda - Jackson Racing by Propser2	a	4	17:45.474	22.711	120.758	4:25.116	121.803	4
7	STK	11	Conor CUMMINS	BMW - Burrows Engineering/RK Racing	a	4	17:50.281	27.518	120.215	4:26.899	120.990	3
8	STK	18	Michael EVANS	Honda - Dafabet Racing	a	4	17:50.998	28.235	120.135	4:26.051	121.375	4
9	STK	1	John McGUINNESS	Honda - Honda Racing UK	a	4	17:53.147	30.384	119.894	4:27.635	120.657	3
10	STK	22	Paul JORDAN	Honda - Jackson Racing by Prosper2	a	4	17:53.313	30.550	119.876	4:27.498	120.719	3
11	STK	65	Michael SWEENEY	BMW - MJR Racing	a	4	17:54.217	31.454	119.775	4:28.423	120.303	3
12	STK	38	Erno KOSTAMO	BMW - RVS Motorsport	a	4	17:54.403	31.640	119.754	4:28.075	120.459	4
13	STK	23	Marcus SIMPSON	Honda - WH Racing powered by Dynobike	a	4	18:00.210	37.447	119.110	4:29.387	119.872	2
14	STK	8	Sam WEST	BMW - Moto-Hub.co.uk	a	4	18:06.986	44.223	118.368	4:30.977	119.169	2
15	STK	20	David JOHNSON	Kawasaki - Platinum Club Racing Kawasaki	a	4	18:09.720	46.957	118.071	4:32.509	118.499	3
16	STK	62	Maurizio BOTTALICO	BMW - Crowe Performance	b	4	18:11.584	48.821	117.869	4:32.114	118.671	3
17	STK	25	Amalric BLANC	Honda - Team Gazzz 58/B&M/HML	b	4	18:14.988	52.225	117.503	4:33.473	118.081	3
18	STK	29	Luca GOTTARDI	BMW - Cerin by Penz13	c	4	18:22.601	59.838	116.691	4:36.717	116.697	2
19	STK	71	Phillip CROWE	BMW - Crowe Performance	b	4	18:25.228	1:02.465	116.414	4:33.421	118.104	3
20	STK	174	Laurent HOFFMANN	BMW - Hoffmann by MRP	b	4	18:29.216	1:06.453	115.995	4:35.273	117.309	2
21	STK	24	Jonathan GOETSCHY	BMW - Optimark Road Racing	b	4	18:30.451	1:07.688	115.866	4:35.938	117.026	2
22	STK	66	Ryan GIBSON	BMW - Gibson Motors/Firewood Supplies	b	4	18:41.650	1:18.887	114.710	4:41.191	114.840	3
23	STK	42	Jonathan PERRY	Honda - Gordon Huxley Racing	b	4	18:42.176	1:19.413	114.656	4:39.686	115.458	2
24	STK	41	Aaron SPENCE	Honda - Sebden Steel/Spence Engineering	b	4	18:42.516	1:19.753	114.621	4:40.368	115.177	3
25	STK	52	Ryan WHITEHALL	Yamaha - WR Racing	b	4	18:42.749	1:19.986	114.597	4:40.296	115.207	3
26	STK	80	Barry FURBER	Honda - DC Autos	c	4	18:44.922	1:22.159	114.376	4:42.737	114.212	2
27	STK	212	Dean McMASTER	Kawasaki - AIR NI Racing	b	4	18:56.440	1:33.677	113.217	4:42.710	114.223	2
28	STK	45	Andrea MAJOLA	Yamaha - Parker Car Transport	b	4	18:57.593	1:34.830	113.102	4:41.937	114.536	2
29	STK	91	Graham McALEESE	BMW - GMAC Racing	c	4	19:02.374	1:39.611	112.629	4:46.433	112.738	4
30	STK	88	Sean McTAGGART	BMW - Smith's Garage	c	4	19:02.453	1:39.690	112.621	4:47.529	112.309	2
31	STK	5	Marty LENNON	BMW - ML Designs	b	4	19:03.554	1:40.791	112.512	4:42.010	114.507	2
32	STK	97	Stephane BEDNAREK	Yamaha - F.R.T.	c	4	19:07.954	1:45.191	112.081	4:45.621	113.059	2
33	STK	73	David BROOK	Honda - brooksuspension.com	c	4	19:10.510	1:47.747	111.832	4:49.404	111.581	3
34	STK	30	Eddy FERRE	BMW - Optimark Road Racing	b	4	19:10.700	1:47.937	111.814	4:39.740	115.436	2
35	STK	32	Martin MORRIS	Honda	b	4	19:13.996	1:51.233	111.494	4:46.888	112.560	3
36	STK	28	Darryl ANDERSON	Yamaha - DKR	c	4	19:14.603	1:51.840	111.436	4:49.795	111.430	2
37	STK	44	Liam CHAWKE	Suzuki - Chawkie Racing SC	c	4	19:19.520	1:56.757	110.963	4:51.862	110.641	2
38	STK	19	Jean Pierre POLET	BMW - Road's Warrior	c	4	19:21.836	1:59.073	110.742	4:52.137	110.537	3
39	STK	369	Tiziano ROSATI	Yamaha	c	4	19:26.061	2:03.298	110.341	4:51.951	110.608	3
40	STK	222	Michael GAHAN	BMW - Newline Elite Racing	b	4	19:31.949	2:09.186	109.786	4:51.061	110.946	2
41	STK	87	Emil KRCHNAVY	Kawasaki - KRS Racing by ZD-Motorsport	c	4	19:38.923	2:16.160	109.137	4:55.307	109.351	4
42	STK	53	Wayne BOURGEOIS	Yamaha - Team Basomba Racing/WB	a	4	19:50.033	2:27.270	108.118	4:54.236	109.749	3
43	STK	43	Stephen DEGNAN	Kawasaki	c	4	20:04.117	2:41.354	106.853	5:02.562	106.729	2
44	STK	69	Brad CLARKE	Suzuki - Powerslide Racing	c	4	20:06.857	2:44.094	106.611	5:02.632	106.704	4

Fastest Lap


STK	6	Michael DUNLOP	BMW - MD Racing							4:19.598	124.392	4
-----	---	----------------	-----------------	--	--	--	--	--	--	----------	---------	---

Not Classified

DNF	STK	14	Ilja CALJOUW	Kawasaki - Performance Racing	b	2	9:29.124		112.594	4:47.136	112.462	2
DNF	STK	85	Olivier LUPBERGER	Yamaha - Team by Heidger Motorsport	b	2	9:41.390		110.219	4:48.198	112.048	2
DNF	STK	109	Neil KERNOHAN	Yamaha - Kernohan Racing	b	2	9:47.172		109.133	5:03.566	106.376	2
DNF	STK	36	Jamie COWARD	BMW - KTS Racing by Stanley Stewart	a	1	4:39.419		113.765			
DNF	STK	35	Don GILBERT	Suzuki - The Don Racing	c	1	4:52.188		108.793			
DNF	STK	90	Craig KENNELLY	Honda - Residio Racing	c	1	4:57.380		106.894			

Provisional result to be confirmed by the Stewards of the Meeting subject to completion of technical inspections & the time limit for protests

Page 1 / 2

Circuit	The Triangle	Signed		Organising Club	Coleraine & District MC
Length(miles)	8.9700 Lap 1 (8.8300)		Chief Timekeeper	Race Started	19:44
Weather	Sunny	Issued At:	20:16	Gp Time Diff - b 31.79 / c 79.42	
Track	Dry, 24.8°C				



BRIGGS EQUIPMENT NORTH WEST 200

SUPERSTOCK

Race 3 – Amici Ristorante Superstock


Thursday, 08 May 2025



Pos	Class	No	Name	Machine / Sponsor	Gp	Laps	Total Time	Behind	Speed	-----Best Lap-----		
										Time	Speed	On
Not Classified												
DNF	STK	33	Paul CASSIDY	Honda - eSIMGo	c	1	5:06.054		103.864			

Nos 71, 97 & 369 +10 seconds - straight through Mathers Lap 1; No53 +10 seconds - straight through Mathers Lap 2

Provisional result to be confirmed by the Stewards of the Meeting subject to completion of technical inspections & the time limit for protests Page 2 / 2

Circuit	The Triangle	Signed		Organising Club	Coleraine & District MC
Length(miles)	8.9700 Lap 1 (8.8300)		Chief Timekeeper	Race Started	19:44
Weather	Sunny	Issued At:	20:16	Gp Time Diff - b 31.79 / c 79.42	
Track	Dry, 24.8°C				



SUPERSTOCK

Race 3 – Amici Ristorante Superstock

Thursday, 08 May 2025

DETAILED SECTOR ANALYSIS

STK

Race Classification

Position

1	6 Michael DUNLOP
Total Time	17:22.763 Avg Speed 123.388 Behind
Best Time	4:19.598 Best Speed 124.392 On 4 Gp a
Lap	Lap Time Lap Speed Sector 1 Sector 2 Sector 3 Speed Trap
1	4:22.065 121.298 1:23.565 1:04.322 198.6
2	4:20.464 123.979 1:54.619 1:22.717 1:03.128 203.4
3	4:20.636 123.897 1:54.874 1:22.718 1:03.044 198.6
4	4:19.598 124.392 1:54.686 1:22.415 1:02.497 200.4
Ideal	4:19.531 124.424 1:54.619 1:22.415 1:02.497 203.4

2	3 Dean HARRISON
Total Time	17:25.422 Avg Speed 123.074 Behind 2.659
Best Time	4:20.771 Best Speed 123.833 On 3 Gp a
Lap	Lap Time Lap Speed Sector 1 Sector 2 Sector 3 Speed Trap
1	4:21.420 121.597 1:23.542 1:03.416 187.6
2	4:21.837 123.329 1:56.057 1:23.122 1:02.658 202.2
3	4:20.771 123.833 1:54.837 1:23.090 1:02.844 203.4
4	4:21.394 123.538 1:54.770 1:23.339 1:03.285 199.8
Ideal	4:20.518 123.953 1:54.770 1:23.090 1:02.658 203.4

3	12 Ian HUTCHINSON
Total Time	17:31.237 Avg Speed 122.393 Behind 8.474
Best Time	4:22.114 Best Speed 123.198 On 3 Gp a
Lap	Lap Time Lap Speed Sector 1 Sector 2 Sector 3 Speed Trap
1	4:21.013 121.787 1:24.155 1:03.687 198.6
2	4:23.495 122.553 1:56.114 1:24.154 1:03.227 200.4
3	4:22.114 123.198 1:55.354 1:23.223 1:03.537 196.9
4	4:24.615 122.034 1:56.051 1:24.394 1:04.170 194.0
Ideal	4:21.804 123.344 1:55.354 1:23.223 1:03.227 200.4

4	74 Davey TODD
Total Time	17:36.175 Avg Speed 121.821 Behind 13.412
Best Time	4:22.748 Best Speed 122.901 On 4 Gp a
Lap	Lap Time Lap Speed Sector 1 Sector 2 Sector 3 Speed Trap
1	4:18.870 122.795 1:23.661 1:02.810 195.7
2	4:23.080 122.746 1:56.077 1:24.281 1:02.722 195.7
3	4:31.477 118.949 2:04.295 1:23.739 1:03.443 194.6
4	4:22.748 122.901 1:55.469 1:24.098 1:03.181 196.9
Ideal	4:21.852 123.322 1:55.469 1:23.661 1:02.722 196.9

Race Classification

Position

5	60 Peter HICKMAN
Total Time	17:43.988 Avg Speed 120.926 Behind 21.225
Best Time	4:24.155 Best Speed 122.246 On 3 Gp a
Lap	Lap Time Lap Speed Sector 1 Sector 2 Sector 3 Speed Trap
1	4:27.993 118.615 1:29.500 1:04.888 196.9
2	4:27.519 120.709 1:57.983 1:25.121 1:04.415 202.8
3	4:24.155 122.246 1:56.449 1:24.120 1:03.586 195.2
4	4:24.321 122.170 1:56.520 1:24.180 1:03.621 195.7
Ideal	4:24.155 122.246 1:56.449 1:24.120 1:03.586 202.8

6	7 Josh BROOKES
Total Time	17:45.474 Avg Speed 120.758 Behind 22.711
Best Time	4:25.116 Best Speed 121.803 On 4 Gp a
Lap	Lap Time Lap Speed Sector 1 Sector 2 Sector 3 Speed Trap
1	4:26.536 119.263 1:24.422 1:04.699 198.6
2	4:28.069 120.462 1:59.179 1:24.589 1:04.301 182.5
3	4:25.753 121.511 1:57.573 1:24.281 1:03.899 192.9
4	4:25.116 121.803 1:56.383 1:25.081 1:03.652 196.3
Ideal	4:24.316 122.172 1:56.383 1:24.281 1:03.652 198.6

7	11 Conor CUMMINS
Total Time	17:50.281 Avg Speed 120.215 Behind 27.518
Best Time	4:26.899 Best Speed 120.990 On 3 Gp a
Lap	Lap Time Lap Speed Sector 1 Sector 2 Sector 3 Speed Trap
1	4:26.099 119.459 1:25.151 1:04.646 201.0
2	4:29.764 119.705 1:58.866 1:25.835 1:05.063 197.5
3	4:26.899 120.990 1:57.516 1:25.073 1:04.310 195.7
4	4:27.519 120.709 1:57.978 1:25.363 1:04.178 194.6
Ideal	4:26.767 121.049 1:57.516 1:25.073 1:04.178 201.0

8	18 Michael EVANS
Total Time	17:50.998 Avg Speed 120.135 Behind 28.235
Best Time	4:26.051 Best Speed 121.375 On 4 Gp a
Lap	Lap Time Lap Speed Sector 1 Sector 2 Sector 3 Speed Trap
1	4:28.519 118.383 1:24.997 1:04.977 186.0
2	4:28.874 120.101 1:58.597 1:25.500 1:04.777 201.0
3	4:27.554 120.693 1:58.389 1:25.052 1:04.113 191.8
4	4:26.051 121.375 1:56.897 1:24.050 1:05.104 198.6
Ideal	4:25.060 121.829 1:56.897 1:24.050 1:04.113 201.0

SUPERSTOCK

Race 3 – Amici Ristorante Superstock

Thursday, 08 May 2025

DETAILED SECTOR ANALYSIS

Race Classification

Position

9 **1 John McGUINNESS**
 Total Time **17:53.147** Avg Speed **119.894** Behind **30.384**
 Best Time **4:27.635** Best Speed **120.657** On **3** Gp **a**

Lap	Lap Time	Lap Speed	Sector 1	Sector 2	Sector 3	Speed Trap
1	4:25.922	119.539		1:25.209	1:04.861	198.6
2	4:30.786	119.253	1:58.806	1:26.712	1:05.268	195.2
3	4:27.635	120.657	1:58.138	1:24.974	1:04.523	196.9
4	4:28.804	120.132	1:58.277	1:25.655	1:04.872	189.7
<i>Ideal</i>	<i>4:27.635</i>	<i>120.657</i>	<i>1:58.138</i>	<i>1:24.974</i>	<i>1:04.523</i>	<i>198.6</i>

10 22 Paul JORDAN

Total Time **17:53.313** Avg Speed **119.876** Behind **30.550**
 Best Time **4:27.498** Best Speed **120.719** On **3** Gp **a**

Lap	Lap Time	Lap Speed	Sector 1	Sector 2	Sector 3	Speed Trap
1	4:28.295	118.482		1:24.943	1:05.538	188.6
2	4:29.915	119.638	1:59.007	1:25.643	1:05.265	187.0
3	4:27.498	120.719	1:58.647	1:24.204	1:04.647	187.6
4	4:27.605	120.670	1:57.623	1:25.619	1:04.363	195.2
<i>Ideal</i>	<i>4:26.190</i>	<i>121.312</i>	<i>1:57.623</i>	<i>1:24.204</i>	<i>1:04.363</i>	<i>195.2</i>

11 65 Michael SWEENEY

Total Time **17:54.217** Avg Speed **119.775** Behind **31.454**
 Best Time **4:28.423** Best Speed **120.303** On **3** Gp **a**

Lap	Lap Time	Lap Speed	Sector 1	Sector 2	Sector 3	Speed Trap
1	4:27.552	118.811		1:25.223	1:05.475	202.2
2	4:29.577	119.788	1:57.983	1:26.328	1:05.266	189.1
3	4:28.423	120.303	1:58.197	1:25.082	1:05.144	196.9
4	4:28.665	120.194	1:57.612	1:25.535	1:05.518	201.6
<i>Ideal</i>	<i>4:27.838</i>	<i>120.565</i>	<i>1:57.612</i>	<i>1:25.082</i>	<i>1:05.144</i>	<i>202.2</i>

12 38 Erno KOSTAMO

Total Time **17:54.403** Avg Speed **119.754** Behind **31.640**
 Best Time **4:28.075** Best Speed **120.459** On **4** Gp **a**

Lap	Lap Time	Lap Speed	Sector 1	Sector 2	Sector 3	Speed Trap
1	4:27.714	118.739		1:25.263	1:05.235	197.5
2	4:30.140	119.538	1:58.493	1:26.014	1:05.633	199.2
3	4:28.474	120.280	1:58.616	1:24.961	1:04.897	195.2
4	4:28.075	120.459	1:57.769	1:25.602	1:04.704	197.5
<i>Ideal</i>	<i>4:27.434</i>	<i>120.748</i>	<i>1:57.769</i>	<i>1:24.961</i>	<i>1:04.704</i>	<i>199.2</i>

Race Classification

Position

13 **23 Marcus SIMPSON**
 Total Time **18:00.210** Avg Speed **119.110** Behind **37.447**
 Best Time **4:29.387** Best Speed **119.872** On **2** Gp **a**

Lap	Lap Time	Lap Speed	Sector 1	Sector 2	Sector 3	Speed Trap
1	4:30.069	117.703		1:25.190	1:05.518	195.2
2	4:29.387	119.872	1:58.764	1:25.196	1:05.427	197.5
3	4:30.227	119.500	1:59.215	1:25.436	1:05.576	194.0
4	4:30.527	119.367	1:59.316	1:25.232	1:05.979	198.0
<i>Ideal</i>	<i>4:29.381</i>	<i>119.875</i>	<i>1:58.764</i>	<i>1:25.190</i>	<i>1:05.427</i>	<i>198.0</i>

14 8 Sam WEST

Total Time **18:06.986** Avg Speed **118.368** Behind **44.223**
 Best Time **4:30.977** Best Speed **119.169** On **2** Gp **a**

Lap	Lap Time	Lap Speed	Sector 1	Sector 2	Sector 3	Speed Trap
1	4:32.351	116.717		1:26.602	1:05.454	189.7
2	4:30.977	119.169	1:59.829	1:25.808	1:05.340	198.0
3	4:31.349	119.005	1:59.392	1:26.288	1:05.669	196.3
4	4:32.309	118.586	2:00.082	1:26.505	1:05.722	195.7
<i>Ideal</i>	<i>4:30.540</i>	<i>119.361</i>	<i>1:59.392</i>	<i>1:25.808</i>	<i>1:05.340</i>	<i>198.0</i>

15 20 David JOHNSON

Total Time **18:09.720** Avg Speed **118.071** Behind **46.957**
 Best Time **4:32.509** Best Speed **118.499** On **3** Gp **a**

Lap	Lap Time	Lap Speed	Sector 1	Sector 2	Sector 3	Speed Trap
1	4:31.901	116.910		1:26.464	1:05.593	189.1
2	4:32.572	118.471	2:00.644	1:26.605	1:05.323	194.0
3	4:32.509	118.499	2:00.581	1:26.818	1:05.110	190.2
4	4:32.738	118.399	2:00.263	1:26.896	1:05.579	189.7
<i>Ideal</i>	<i>4:31.837</i>	<i>118.792</i>	<i>2:00.263</i>	<i>1:26.464</i>	<i>1:05.110</i>	<i>194.0</i>

16 62 Maurizio BOTTALICO

Total Time **18:11.584** Avg Speed **117.869** Behind **48.821**
 Best Time **4:32.114** Best Speed **118.671** On **3** Gp **b**

Lap	Lap Time	Lap Speed	Sector 1	Sector 2	Sector 3	Speed Trap
1	4:31.622	117.030		1:27.230	1:06.360	194.6
2	4:33.922	117.888	2:01.705	1:26.515	1:05.702	187.6
3	4:32.114	118.671	2:00.015	1:26.964	1:05.135	189.7
4	4:33.926	117.886	1:59.771	1:28.340	1:05.815	190.2
<i>Ideal</i>	<i>4:31.421</i>	<i>118.974</i>	<i>1:59.771</i>	<i>1:26.515</i>	<i>1:05.135</i>	<i>194.6</i>

SUPERSTOCK

Race 3 – Amici Ristorante Superstock

Thursday, 08 May 2025

DETAILED SECTOR ANALYSIS

Race Classification

Position

17 25 Amalric BLANC

Total Time **18:14.988** Avg Speed **117.503** Behind **52.225**

Best Time **4:33.473** Best Speed **118.081** On **3** Gp **b**

Lap	Lap Time	Lap Speed	Sector 1	Sector 2	Sector 3	Speed Trap
1	4:31.370	117.139		1:27.042	1:06.476	192.4
2	4:34.947	117.448	2:01.767	1:27.341	1:05.839	193.5
3	4:33.473	118.081	2:00.845	1:26.508	1:06.120	194.6
4	4:35.198	117.341	2:02.536	1:26.595	1:06.067	193.5
<i>Ideal</i>	<i>4:33.192</i>	<i>118.203</i>	<i>2:00.845</i>	<i>1:26.508</i>	<i>1:05.839</i>	<i>194.6</i>

Race Classification

Position

21 24 Jonathan GOETSCHY

Total Time **18:30.451** Avg Speed **115.866** Behind **1:07.688**

Best Time **4:35.938** Best Speed **117.026** On **2** Gp **b**

Lap	Lap Time	Lap Speed	Sector 1	Sector 2	Sector 3	Speed Trap
1	4:33.961	116.031		1:27.443	1:06.472	197.5
2	4:35.938	117.026	2:01.758	1:27.679	1:06.501	192.9
3	4:38.926	115.773	2:02.763	1:28.389	1:07.774	191.3
4	4:41.626	114.663	2:04.147	1:28.936	1:08.543	194.6
<i>Ideal</i>	<i>4:35.673</i>	<i>117.139</i>	<i>2:01.758</i>	<i>1:27.443</i>	<i>1:06.472</i>	<i>197.5</i>

18 29 Luca GOTTARDI

Total Time **18:22.601** Avg Speed **116.691** Behind **59.838**

Best Time **4:36.717** Best Speed **116.697** On **2** Gp **c**

Lap	Lap Time	Lap Speed	Sector 1	Sector 2	Sector 3	Speed Trap
1	4:27.782	118.709		1:26.936	1:07.683	184.5
2	4:36.717	116.697	2:02.424	1:27.579	1:06.714	189.1
3	4:39.334	115.604	2:04.058	1:28.791	1:06.485	190.7
4	4:38.768	115.838	2:02.197	1:29.069	1:07.502	191.3
<i>Ideal</i>	<i>4:35.618</i>	<i>117.162</i>	<i>2:02.197</i>	<i>1:26.936</i>	<i>1:06.485</i>	<i>191.3</i>

22 66 Ryan GIBSON

Total Time **18:41.650** Avg Speed **114.710** Behind **1:18.887**

Best Time **4:41.191** Best Speed **114.840** On **3** Gp **b**

Lap	Lap Time	Lap Speed	Sector 1	Sector 2	Sector 3	Speed Trap
1	4:36.531	114.953		1:28.022	1:07.908	190.7
2	4:41.618	114.666	2:03.561	1:29.437	1:08.620	191.8
3	4:41.191	114.840	2:03.439	1:29.665	1:08.087	193.5
4	4:42.310	114.385	2:04.669	1:29.432	1:08.209	177.7
<i>Ideal</i>	<i>4:39.369</i>	<i>115.589</i>	<i>2:03.439</i>	<i>1:28.022</i>	<i>1:07.908</i>	<i>193.5</i>

19 71 Phillip CROWE

Total Time **18:25.228** Avg Speed **116.414** Behind **1:02.465**

Best Time **4:33.421** Best Speed **118.104** On **3** Gp **b**

Lap	Lap Time	Lap Speed	Sector 1	Sector 2	Sector 3	Speed Trap
1	4:31.918	116.903		1:27.557	1:05.915	185.5
2	4:34.695	117.556	2:02.215	1:27.720	1:04.760	189.7
3	4:33.421	118.104	2:01.714	1:27.179	1:04.528	186.0
4	4:35.194	117.343	2:02.665	1:27.078	1:05.451	186.5
<i>Ideal</i>	<i>4:33.320</i>	<i>118.147</i>	<i>2:01.714</i>	<i>1:27.078</i>	<i>1:04.528</i>	<i>189.7</i>

23 42 Jonathan PERRY

Total Time **18:42.176** Avg Speed **114.656** Behind **1:19.413**

Best Time **4:39.686** Best Speed **115.458** On **2** Gp **b**

Lap	Lap Time	Lap Speed	Sector 1	Sector 2	Sector 3	Speed Trap
1	4:36.788	114.846		1:28.008	1:07.737	192.9
2	4:39.686	115.458	2:02.909	1:29.296	1:07.481	194.0
3	4:41.611	114.669	2:04.194	1:29.992	1:07.425	188.1
4	4:44.091	113.668	2:04.634	1:31.419	1:08.038	186.5
<i>Ideal</i>	<i>4:38.342</i>	<i>116.016</i>	<i>2:02.909</i>	<i>1:28.008</i>	<i>1:07.425</i>	<i>194.0</i>

20 174 Laurent HOFFMANN

Total Time **18:29.216** Avg Speed **115.995** Behind **1:06.453**

Best Time **4:35.273** Best Speed **117.309** On **2** Gp **b**

Lap	Lap Time	Lap Speed	Sector 1	Sector 2	Sector 3	Speed Trap
1	4:34.909	115.631		1:28.563	1:06.808	179.5
2	4:35.273	117.309	2:01.553	1:27.221	1:06.499	198.0
3	4:38.961	115.758	2:01.682	1:29.453	1:07.826	192.9
4	4:40.073	115.299	2:03.029	1:30.048	1:06.996	192.4
<i>Ideal</i>	<i>4:35.273</i>	<i>117.309</i>	<i>2:01.553</i>	<i>1:27.221</i>	<i>1:06.499</i>	<i>198.0</i>

24 41 Aaron SPENCE

Total Time **18:42.516** Avg Speed **114.621** Behind **1:19.753**

Best Time **4:40.368** Best Speed **115.177** On **3** Gp **b**

Lap	Lap Time	Lap Speed	Sector 1	Sector 2	Sector 3	Speed Trap
1	4:38.950	113.956		1:28.558	1:08.461	196.3
2	4:40.959	114.935	2:03.732	1:29.051	1:08.176	201.0
3	4:40.368	115.177	2:04.741	1:28.191	1:07.436	181.5
4	4:42.239	114.414	2:03.418	1:30.694	1:08.127	172.6
<i>Ideal</i>	<i>4:39.045</i>	<i>115.723</i>	<i>2:03.418</i>	<i>1:28.191</i>	<i>1:07.436</i>	<i>201.0</i>

SUPERSTOCK

Race 3 – Amici Ristorante Superstock

Thursday, 08 May 2025

DETAILED SECTOR ANALYSIS

Race Classification

Position

25 **52 Ryan WHITEHALL**

Total Time **18:42.749** Avg Speed **114.597** Behind **1:19.986**

Best Time **4:40.296** Best Speed **115.207** On **3** Gp **b**

Lap	Lap Time	Lap Speed	Sector 1	Sector 2	Sector 3	Speed Trap
1	4:39.234	113.840		1:28.668	1:07.844	189.1
2	4:41.168	114.849	2:04.250	1:29.277	1:07.641	184.0
3	4:40.296	115.207	2:04.417	1:28.941	1:06.938	182.0
4	4:42.051	114.490	2:03.679	1:30.441	1:07.931	175.3
<i>Ideal</i>	<i>4:39.285</i>	<i>115.624</i>	<i>2:03.679</i>	<i>1:28.668</i>	<i>1:06.938</i>	<i>189.1</i>

26 **80 Barry FURBER**

Total Time **18:44.922** Avg Speed **114.376** Behind **1:22.159**

Best Time **4:42.737** Best Speed **114.212** On **2** Gp **c**

Lap	Lap Time	Lap Speed	Sector 1	Sector 2	Sector 3	Speed Trap
1	4:27.534	118.819		1:28.748	1:08.239	187.0
2	4:42.737	114.212	2:05.078	1:29.291	1:08.368	189.1
3	4:44.569	113.477	2:05.409	1:30.539	1:08.621	187.0
4	4:50.082	111.320	2:06.443	1:32.811	1:10.828	177.2
<i>Ideal</i>	<i>4:42.065</i>	<i>114.484</i>	<i>2:05.078</i>	<i>1:28.748</i>	<i>1:08.239</i>	<i>189.1</i>

27 **212 Dean McMASTER**

Total Time **18:56.440** Avg Speed **113.217** Behind **1:33.677**

Best Time **4:42.710** Best Speed **114.223** On **2** Gp **b**

Lap	Lap Time	Lap Speed	Sector 1	Sector 2	Sector 3	Speed Trap
1	4:44.482	111.740		1:29.237	1:08.512	183.5
2	4:42.710	114.223	2:04.661	1:29.627	1:08.422	187.6
3	4:43.097	114.067	2:04.146	1:28.958	1:09.993	189.7
4	4:46.151	112.850	2:05.496	1:30.718	1:09.937	179.1
<i>Ideal</i>	<i>4:41.526</i>	<i>114.703</i>	<i>2:04.146</i>	<i>1:28.958</i>	<i>1:08.422</i>	<i>189.7</i>

28 **45 Andrea MAJOLA**

Total Time **18:57.593** Avg Speed **113.102** Behind **1:34.830**

Best Time **4:41.937** Best Speed **114.536** On **2** Gp **b**

Lap	Lap Time	Lap Speed	Sector 1	Sector 2	Sector 3	Speed Trap
1	4:40.839	113.189		1:28.930	1:08.338	187.0
2	4:41.937	114.536	2:04.449	1:29.291	1:08.197	187.6
3	4:46.912	112.550	2:06.554	1:30.249	1:10.109	182.0
4	4:47.905	112.162	2:05.815	1:31.898	1:10.192	182.0
<i>Ideal</i>	<i>4:41.576</i>	<i>114.683</i>	<i>2:04.449</i>	<i>1:28.930</i>	<i>1:08.197</i>	<i>187.6</i>

Race Classification

Position

29 **91 Graham McALEESE**

Total Time **19:02.374** Avg Speed **112.629** Behind **1:39.611**

Best Time **4:46.433** Best Speed **112.738** On **4** Gp **c**

Lap	Lap Time	Lap Speed	Sector 1	Sector 2	Sector 3	Speed Trap
1	4:39.074	113.905		1:32.471	1:11.066	180.0
2	4:47.412	112.354	2:05.920	1:31.269	1:10.223	190.2
3	4:49.455	111.561	2:07.325	1:31.710	1:10.420	171.8
4	4:46.433	112.738	2:06.103	1:29.813	1:10.517	187.6
<i>Ideal</i>	<i>4:45.956</i>	<i>112.926</i>	<i>2:05.920</i>	<i>1:29.813</i>	<i>1:10.223</i>	<i>190.2</i>

30 **88 Sean McTAGGART**

Total Time **19:02.453** Avg Speed **112.621** Behind **1:39.690**

Best Time **4:47.529** Best Speed **112.309** On **2** Gp **c**

Lap	Lap Time	Lap Speed	Sector 1	Sector 2	Sector 3	Speed Trap
1	4:37.679	114.478		1:30.670	1:09.994	187.6
2	4:47.529	112.309	2:06.758	1:31.245	1:09.526	188.6
3	4:48.479	111.939	2:07.298	1:30.851	1:10.330	185.0
4	4:48.766	111.828	2:09.239	1:29.946	1:09.581	179.5
<i>Ideal</i>	<i>4:46.230</i>	<i>112.818</i>	<i>2:06.758</i>	<i>1:29.946</i>	<i>1:09.526</i>	<i>188.6</i>

31 **5 Marty LENNON**

Total Time **19:03.554** Avg Speed **112.512** Behind **1:40.791**

Best Time **4:42.010** Best Speed **114.507** On **2** Gp **b**

Lap	Lap Time	Lap Speed	Sector 1	Sector 2	Sector 3	Speed Trap
1	4:41.115	113.078		1:28.519	1:07.839	172.2
2	4:42.010	114.507	2:04.600	1:29.686	1:07.724	181.0
3	4:51.672	110.713	2:04.604	1:29.450	1:17.618	186.5
4	4:48.757	111.831	2:07.256	1:31.917	1:09.584	177.2
<i>Ideal</i>	<i>4:40.843</i>	<i>114.982</i>	<i>2:04.600</i>	<i>1:28.519</i>	<i>1:07.724</i>	<i>186.5</i>

32 **97 Stephane BEDNAREK**

Total Time **19:07.954** Avg Speed **112.081** Behind **1:45.191**

Best Time **4:45.621** Best Speed **113.059** On **2** Gp **c**

Lap	Lap Time	Lap Speed	Sector 1	Sector 2	Sector 3	Speed Trap
1	4:35.939	115.199		1:32.099	1:09.238	178.1
2	4:45.621	113.059	2:06.708	1:30.339	1:08.574	176.7
3	4:48.075	112.096	2:06.791	1:32.369	1:08.915	177.2
4	4:48.319	112.001	2:07.436	1:32.090	1:08.793	169.2
<i>Ideal</i>	<i>4:45.621</i>	<i>113.059</i>	<i>2:06.708</i>	<i>1:30.339</i>	<i>1:08.574</i>	<i>178.1</i>

SUPERSTOCK

Race 3 – Amici Ristorante Superstock

Thursday, 08 May 2025

DETAILED SECTOR ANALYSIS

Race Classification

Position

33	73 David BROOK
Total Time	19:10.510 Avg Speed 111.832 Behind 1:47.747
Best Time	4:49.404 Best Speed 111.581 On 3 Gp c
Lap	Lap Time Lap Speed Sector 1 Sector 2 Sector 3 Speed Trap
1	4:41.152 113.063 1:35.269 1:11.758 188.1
2	4:50.222 111.267 2:07.881 1:31.002 1:11.339 172.6
3	4:49.404 111.581 2:08.396 1:30.109 1:10.899 184.5
4	4:49.732 111.455 2:08.028 1:29.960 1:11.744 170.5
Ideal	4:48.740 111.838 2:07.881 1:29.960 1:10.899 188.1

34	30 Eddy FERRE
Total Time	19:10.700 Avg Speed 111.814 Behind 1:47.937
Best Time	4:39.740 Best Speed 115.436 On 2 Gp b
Lap	Lap Time Lap Speed Sector 1 Sector 2 Sector 3 Speed Trap
1	4:39.035 113.921 1:27.930 1:08.102 188.1
2	4:39.740 115.436 2:02.524 1:29.541 1:07.675 191.3
3	5:00.625 107.416 2:05.522 1:32.500 1:22.603 187.6
4	4:51.300 110.855 2:08.972 1:32.487 1:09.841 186.0
Ideal	4:38.129 116.104 2:02.524 1:27.930 1:07.675 191.3

35	32 Martin MORRIS
Total Time	19:13.996 Avg Speed 111.494 Behind 1:51.233
Best Time	4:46.888 Best Speed 112.560 On 3 Gp b
Lap	Lap Time Lap Speed Sector 1 Sector 2 Sector 3 Speed Trap
1	4:49.876 109.661 1:30.632 1:11.286 172.6
2	4:46.889 112.559 2:06.844 1:29.859 1:10.186 188.6
3	4:46.888 112.560 2:06.068 1:30.956 1:09.864 186.5
4	4:50.343 111.220 2:07.749 1:31.966 1:10.628 186.5
Ideal	4:45.791 112.992 2:06.068 1:29.859 1:09.864 188.6

36	28 Darryl ANDERSON
Total Time	19:14.603 Avg Speed 111.436 Behind 1:51.840
Best Time	4:49.795 Best Speed 111.430 On 2 Gp c
Lap	Lap Time Lap Speed Sector 1 Sector 2 Sector 3 Speed Trap
1	4:34.719 115.711 1:31.672 1:08.729 185.0
2	4:49.795 111.430 2:07.527 1:32.699 1:09.569 180.0
3	4:53.602 109.986 2:08.722 1:34.924 1:09.956 186.0
4	4:56.487 108.915 2:10.960 1:34.504 1:11.023 179.1
Ideal	4:47.928 112.153 2:07.527 1:31.672 1:08.729 186.0

Race Classification

Position

37	44 Liam CHAWKE
Total Time	19:19.520 Avg Speed 110.963 Behind 1:56.757
Best Time	4:51.862 Best Speed 110.641 On 2 Gp c
Lap	Lap Time Lap Speed Sector 1 Sector 2 Sector 3 Speed Trap
1	4:42.721 112.436 1:33.183 1:11.713 186.0
2	4:51.862 110.641 2:08.350 1:32.358 1:11.154 184.5
3	4:52.398 110.439 2:08.859 1:32.408 1:11.131 183.5
4	4:52.539 110.385 2:08.933 1:32.849 1:10.757 183.5
Ideal	4:51.465 110.792 2:08.350 1:32.358 1:10.757 186.0

38	19 Jean Pierre POLET
Total Time	19:21.836 Avg Speed 110.742 Behind 1:59.073
Best Time	4:52.137 Best Speed 110.537 On 3 Gp c
Lap	Lap Time Lap Speed Sector 1 Sector 2 Sector 3 Speed Trap
1	4:41.552 112.903 1:33.458 1:11.627 173.1
2	4:54.122 109.791 2:09.872 1:34.190 1:10.060 180.5
3	4:52.137 110.537 2:09.407 1:32.398 1:10.332 182.0
4	4:54.025 109.827 2:08.343 1:34.768 1:10.914 187.6
Ideal	4:50.801 111.045 2:08.343 1:32.398 1:10.060 187.6

39	369 Tiziano ROSATI
Total Time	19:26.061 Avg Speed 110.341 Behind 2:03.298
Best Time	4:51.951 Best Speed 110.608 On 3 Gp c
Lap	Lap Time Lap Speed Sector 1 Sector 2 Sector 3 Speed Trap
1	4:38.644 114.081 1:32.171 1:11.228 196.3
2	4:53.378 110.070 2:08.080 1:33.582 1:11.716 163.0
3	4:51.951 110.608 2:08.439 1:32.444 1:11.068 189.7
4	4:52.088 110.556 2:08.532 1:32.780 1:10.776 169.6
Ideal	4:51.027 110.959 2:08.080 1:32.171 1:10.776 196.3

40	222 Michael GAHAN
Total Time	19:31.949 Avg Speed 109.786 Behind 2:09.186
Best Time	4:51.061 Best Speed 110.946 On 2 Gp b
Lap	Lap Time Lap Speed Sector 1 Sector 2 Sector 3 Speed Trap
1	4:49.509 109.800 1:30.125 1:11.900 185.5
2	4:51.061 110.946 2:08.630 1:31.363 1:11.068 184.0
3	4:58.050 108.344 2:08.188 1:39.438 1:10.424 180.0
4	4:53.329 110.088 2:09.515 1:33.263 1:10.551 177.2
Ideal	4:48.737 111.839 2:08.188 1:30.125 1:10.424 185.5

SUPERSTOCK

Race 3 – Amici Ristorante Superstock

Thursday, 08 May 2025

DETAILED SECTOR ANALYSIS

Race Classification

Position

41 87 Emil KRCHNAVY

Total Time **19:38.923** Avg Speed **109.137** Behind **2:16.160**
 Best Time **4:55.307** Best Speed **109.351** On **4** Gp **c**

Lap	Lap Time	Lap Speed	Sector 1	Sector 2	Sector 3	Speed Trap
1	4:45.842	111.208		1:33.892	1:10.945	180.0
2	4:56.952	108.745	2:11.681	1:33.563	1:11.708	183.0
3	5:00.822	107.346	2:12.702	1:36.007	1:12.113	180.5
4	4:55.307	109.351	2:11.519	1:33.897	1:09.891	182.0
<i>Ideal</i>	<i>4:54.973</i>	<i>109.474</i>	<i>2:11.519</i>	<i>1:33.563</i>	<i>1:09.891</i>	<i>183.0</i>

42 53 Wayne BOURGEOIS

Total Time **19:50.033** Avg Speed **108.118** Behind **2:27.270**
 Best Time **4:54.236** Best Speed **109.749** On **3** Gp **a**

Lap	Lap Time	Lap Speed	Sector 1	Sector 2	Sector 3	Speed Trap
1	6:12.485	85.340		1:34.123	1:13.046	152.3
2	4:57.003	108.726	2:11.294	1:34.012	1:11.697	186.5
3	4:54.236	109.749	2:10.702	1:32.891	1:10.643	190.2
4	4:55.729	109.195	2:10.674	1:32.856	1:12.199	189.1
<i>Ideal</i>	<i>4:54.173</i>	<i>109.772</i>	<i>2:10.674</i>	<i>1:32.856</i>	<i>1:10.643</i>	<i>190.2</i>

43 43 Stephen DEGNAN

Total Time **20:04.117** Avg Speed **106.853** Behind **2:41.354**
 Best Time **5:02.562** Best Speed **106.729** On **2** Gp **c**

Lap	Lap Time	Lap Speed	Sector 1	Sector 2	Sector 3	Speed Trap
1	4:52.310	108.748		1:35.046	1:14.517	164.2
2	5:02.562	106.729	2:13.752	1:34.628	1:14.182	162.2
3	5:04.234	106.142	2:13.450	1:36.903	1:13.881	171.8
4	5:05.011	105.872	2:13.295	1:37.165	1:14.551	169.6
<i>Ideal</i>	<i>5:01.804</i>	<i>106.997</i>	<i>2:13.295</i>	<i>1:34.628</i>	<i>1:13.881</i>	<i>171.8</i>

44 69 Brad CLARKE

Total Time **20:06.857** Avg Speed **106.611** Behind **2:44.094**
 Best Time **5:02.632** Best Speed **106.704** On **4** Gp **c**

Lap	Lap Time	Lap Speed	Sector 1	Sector 2	Sector 3	Speed Trap
1	4:55.989	107.396		1:36.413	1:15.006	173.1
2	5:05.539	105.689	2:13.795	1:37.223	1:14.521	170.0
3	5:02.697	106.681	2:13.946	1:35.844	1:12.907	171.8
4	5:02.632	106.704	2:13.813	1:36.139	1:12.680	171.8
<i>Ideal</i>	<i>5:02.319</i>	<i>106.814</i>	<i>2:13.795</i>	<i>1:35.844</i>	<i>1:12.680</i>	<i>173.1</i>

Not Classified

Position

Not Classified

Position

DNF 14 Ilja CALJOUW

Total Time **9:29.124** Avg Speed **112.594** Behind
 Best Time **4:47.136** Best Speed **112.462** On **2** Gp **b**

Lap	Lap Time	Lap Speed	Sector 1	Sector 2	Sector 3	Speed Trap
1	4:41.988	112.728		1:28.695	1:07.988	174.4
2	4:47.136	112.462	2:05.081	1:30.197		184.0
<i>Ideal</i>	<i>4:41.764</i>	<i>114.607</i>	<i>2:05.081</i>	<i>1:28.695</i>	<i>1:07.988</i>	<i>184.0</i>

DNF 109 Neil KERNOHAN

Total Time **9:47.172** Avg Speed **109.133** Behind
 Best Time **5:03.566** Best Speed **106.376** On **2** Gp **b**

Lap	Lap Time	Lap Speed	Sector 1	Sector 2	Sector 3	Speed Trap
1	4:43.606	112.085		1:30.756	1:08.304	179.1
2	5:03.566	106.376	2:05.266	1:30.601		189.1
<i>Ideal</i>	<i>4:44.171</i>	<i>113.636</i>	<i>2:05.266</i>	<i>1:30.601</i>	<i>1:08.304</i>	<i>189.1</i>

DNF 36 Jamie COWARD

Total Time **4:39.419** Avg Speed **113.765** Behind
 Best Time Best Speed On Gp **a**

Lap	Lap Time	Lap Speed	Sector 1	Sector 2	Sector 3	Speed Trap
1	4:39.419	113.765		1:36.188		196.9
<i>Ideal</i>	<i>0.000</i>	<i>0.000</i>		<i>1:36.188</i>		<i>196.9</i>

DNF 35 Don GILBERT

Total Time **4:52.188** Avg Speed **108.793** Behind
 Best Time Best Speed On Gp **c**

Lap	Lap Time	Lap Speed	Sector 1	Sector 2	Sector 3	Speed Trap
1	4:52.188	108.793		1:35.362		157.3
<i>Ideal</i>	<i>0.000</i>	<i>0.000</i>		<i>1:35.362</i>		<i>157.3</i>

DNF 90 Craig KENNELLY

Total Time **4:57.380** Avg Speed **106.894** Behind
 Best Time Best Speed On Gp **c**

Lap	Lap Time	Lap Speed	Sector 1	Sector 2	Sector 3	Speed Trap
1	4:57.380	106.894		1:34.818	1:18.226	167.1
<i>Ideal</i>	<i>0.000</i>	<i>0.000</i>		<i>1:34.818</i>	<i>1:18.226</i>	<i>167.1</i>

BRIGGS EQUIPMENT NORTH WEST 200

SUPERSTOCK

Race 3 – Amici Ristorante Superstock

Thursday, 08 May 2025

DETAILED SECTOR ANALYSIS



Not Classified

Position

DNF 33 Paul CASSIDY

Total Time **5:06.054** Avg Speed **103.864** Behind

Best Time Best Speed On Gp c

Lap	Lap Time	Lap Speed	Sector 1	Sector 2	Sector 3	Speed Trap
1	5:06.054	103.864		1:37.905		158.1
<i>Ideal</i>	<i>0.000</i>	<i>0.000</i>		<i>1:37.905</i>		<i>158.1</i>



SUPERSTOCK

Race 3 – Amici Ristorante Superstock

LAP CHART

1

No	Name	Gp	Time of Day	Lap Time
74	Davey TODD	a	19:49:14.004	4:18.870
12	Ian HUTCHINSON	a	19:49:16.147	4:21.013
3	Dean HARRISON	a	19:49:16.554	4:21.420
6	Michael DUNLOP	a	19:49:17.199	4:22.065
1	John McGUINNESS	a	19:49:21.056	4:25.922
11	Conor CUMMINS	a	19:49:21.233	4:26.099
7	Josh BROOKES	a	19:49:21.670	4:26.536
80	Barry FURBER	c	19:49:22.668	4:27.534
65	Michael SWEENEY	a	19:49:22.686	4:27.552
38	Erno KOSTAMO	a	19:49:22.848	4:27.714
29	Luca GOTTARDI	c	19:49:22.916	4:27.782
60	Peter HICKMAN	a	19:49:23.127	4:27.993
22	Paul JORDAN	a	19:49:23.429	4:28.295
18	Michael EVANS	a	19:49:23.653	4:28.519
23	Marcus SIMPSON	a	19:49:25.203	4:30.069
25	Amalric BLANC	b	19:49:26.504	4:31.370
62	Maurizio BOTTALICO	b	19:49:26.756	4:31.622
20	David JOHNSON	a	19:49:27.035	4:31.901
71	Phillip CROWE	b	19:49:27.052	4:31.918
8	Sam WEST	a	19:49:27.485	4:32.351
24	Jonathan GOETSCHY	b	19:49:29.095	4:33.961
28	Darryl ANDERSON	c	19:49:29.853	4:34.719
174	Laurent HOFFMANN	b	19:49:30.043	4:34.909
97	Stephane BEDNAREK	c	19:49:31.073	4:35.939
66	Ryan GIBSON	b	19:49:31.665	4:36.531
42	Jonathan PERRY	b	19:49:31.922	4:36.788
88	Sean McTAGGART	c	19:49:32.813	4:37.679
369	Tiziano ROSATI	c	19:49:33.778	4:38.644
41	Aaron SPENCE	b	19:49:34.084	4:38.950
30	Eddy FERRE	b	19:49:34.169	4:39.035
91	Graham McALEESE	c	19:49:34.208	4:39.074
52	Ryan WHITEHALL	b	19:49:34.368	4:39.234
36	Jamie COWARD	a	19:49:34.553	4:39.419
45	Andrea MAJOLA	b	19:49:35.973	4:40.839
5	Marty LENNON	b	19:49:36.249	4:41.115
73	David BROOK	c	19:49:36.286	4:41.152
19	Jean Pierre POLET	c	19:49:36.686	4:41.552
14	Ilja CALJOUW	b	19:49:37.122	4:41.988
44	Liam CHAWKE	c	19:49:37.855	4:42.721
109	Neil KERNOHAN	b	19:49:38.740	4:43.606
212	Dean McMASTER	b	19:49:39.616	4:44.482
87	Emil KRCHNAVY	c	19:49:40.976	4:45.842
222	Michael GAHAN	b	19:49:44.643	4:49.509
32	Martin MORRIS	b	19:49:45.010	4:49.876
35	Don GILBERT	c	19:49:47.322	4:52.188
43	Stephen DEGNAN	c	19:49:47.444	4:52.310

1

No	Name	Gp	Time of Day	Lap Time
85	Olivier LUPBERGER	b	19:49:48.326	5:24.982
69	Brad CLARKE	c	19:49:51.123	4:55.989
90	Craig KENNELLY	c	19:49:52.514	4:57.380
33	Paul CASSIDY	c	19:50:01.188	5:06.054
53	Wayne BOURGEOIS	a	19:51:07.619	6:12.485

2

No	Name	Gp	Time of Day	Lap Time
74	Davey TODD	a	19:53:37.084	4:23.080
6	Michael DUNLOP	a	19:53:37.663	4:20.464
3	Dean HARRISON	a	19:53:38.391	4:21.837
12	Ian HUTCHINSON	a	19:53:39.642	4:23.495
7	Josh BROOKES	a	19:53:49.739	4:28.069
60	Peter HICKMAN	a	19:53:50.646	4:27.519
11	Conor CUMMINS	a	19:53:50.997	4:29.764
1	John McGUINNESS	a	19:53:51.842	4:30.786
65	Michael SWEENEY	a	19:53:52.263	4:29.577
18	Michael EVANS	a	19:53:52.527	4:28.874
38	Erno KOSTAMO	a	19:53:52.988	4:30.140
22	Paul JORDAN	a	19:53:53.344	4:29.915
23	Marcus SIMPSON	a	19:53:54.590	4:29.387
8	Sam WEST	a	19:53:58.462	4:30.977
20	David JOHNSON	a	19:53:59.607	4:32.572
29	Luca GOTTARDI	c	19:53:59.633	4:36.717
62	Maurizio BOTTALICO	b	19:54:00.678	4:33.922
25	Amalric BLANC	b	19:54:01.451	4:34.947
71	Phillip CROWE	b	19:54:01.747	4:34.695
24	Jonathan GOETSCHY	b	19:54:05.033	4:35.938
174	Laurent HOFFMANN	b	19:54:05.316	4:35.273
80	Barry FURBER	c	19:54:05.405	4:42.737
42	Jonathan PERRY	b	19:54:11.608	4:39.686
66	Ryan GIBSON	b	19:54:13.283	4:41.618
30	Eddy FERRE	b	19:54:13.909	4:39.740
41	Aaron SPENCE	b	19:54:15.043	4:40.959
52	Ryan WHITEHALL	b	19:54:15.536	4:41.168
97	Stephane BEDNAREK	c	19:54:16.694	4:45.621
45	Andrea MAJOLA	b	19:54:17.910	4:41.937
5	Marty LENNON	b	19:54:18.259	4:42.010
28	Darryl ANDERSON	c	19:54:19.648	4:49.795
88	Sean McTAGGART	c	19:54:20.342	4:47.529
91	Graham McALEESE	c	19:54:21.620	4:47.412
212	Dean McMASTER	b	19:54:22.326	4:42.710
14	Ilja CALJOUW	b	19:54:24.258	4:47.136
73	David BROOK	c	19:54:26.508	4:50.222
369	Tiziano ROSATI	c	19:54:27.156	4:53.378
44	Liam CHAWKE	c	19:54:29.717	4:51.862
19	Jean Pierre POLET	c	19:54:30.808	4:54.122
32	Martin MORRIS	b	19:54:31.899	4:46.889
222	Michael GAHAN	b	19:54:35.704	4:51.061
87	Emil KRCHNAVY	c	19:54:37.928	4:56.952
109	Neil KERNOHAN	b	19:54:42.306	5:03.566
43	Stephen DEGNAN	c	19:54:50.006	5:02.562
69	Brad CLARKE	c	19:54:56.662	5:05.539

SUPERSTOCK

Race 3 – Amici Ristorante Superstock

LAP CHART

2					3					4				
No	Name	Gp	Time of Day	Lap Time	No	Name	Gp	Time of Day	Lap Time	No	Name	Gp	Time of Day	Lap Time
85	Olivier LUPBERGER	a	19:55:08.314	4:48.198	6	Michael DUNLOP	a	19:57:58.299	4:20.636	6	Michael DUNLOP	a	20:02:17.897	4:19.598
53	Wayne BOURGEOIS	a	19:56:04.622	4:57.003	3	Dean HARRISON	a	19:57:59.162	4:20.771	3	Dean HARRISON	a	20:02:20.556	4:21.394
					12	Ian HUTCHINSON	a	19:58:01.756	4:22.114	12	Ian HUTCHINSON	a	20:02:26.371	4:24.615
					74	Davey TODD	a	19:58:08.561	4:31.477	74	Davey TODD	a	20:02:31.309	4:22.748
					60	Peter HICKMAN	a	19:58:14.801	4:24.155	60	Peter HICKMAN	a	20:02:39.122	4:24.321
					7	Josh BROOKES	a	19:58:15.492	4:25.753	7	Josh BROOKES	a	20:02:40.608	4:25.116
					11	Conor CUMMINS	a	19:58:17.896	4:26.899	11	Conor CUMMINS	a	20:02:45.415	4:27.519
					1	John McGUINNESS	a	19:58:19.477	4:27.635	18	Michael EVANS	a	20:02:46.132	4:26.051
					18	Michael EVANS	a	19:58:20.081	4:27.554	1	John McGUINNESS	a	20:02:48.281	4:28.804
					65	Michael SWEENEY	a	19:58:20.686	4:28.423	22	Paul JORDAN	a	20:02:48.447	4:27.605
					22	Paul JORDAN	a	19:58:20.842	4:27.498	65	Michael SWEENEY	a	20:02:49.351	4:28.665
					38	Erno KOSTAMO	a	19:58:21.462	4:28.474	38	Erno KOSTAMO	a	20:02:49.537	4:28.075
					23	Marcus SIMPSON	a	19:58:24.817	4:30.227	23	Marcus SIMPSON	a	20:02:55.344	4:30.527
					8	Sam WEST	a	19:58:29.811	4:31.349	8	Sam WEST	a	20:03:02.120	4:32.309
					20	David JOHNSON	a	19:58:32.116	4:32.509	20	David JOHNSON	a	20:03:04.854	4:32.738
					62	Maurizio BOTTALICO	b	19:58:32.792	4:32.114	62	Maurizio BOTTALICO	b	20:03:06.718	4:33.926
					25	Amalric BLANC	b	19:58:34.924	4:33.473	25	Amalric BLANC	b	20:03:10.122	4:35.198
					71	Phillip CROWE	b	19:58:35.168	4:33.421	71	Phillip CROWE	b	20:03:10.362	4:35.194
					29	Luca GOTTARDI	c	19:58:38.967	4:39.334	29	Luca GOTTARDI	c	20:03:17.735	4:38.768
					24	Jonathan GOETSCHY	b	19:58:43.959	4:38.926	174	Laurent HOFFMANN	b	20:03:24.350	4:40.073
					174	Laurent HOFFMANN	b	19:58:44.277	4:38.961	24	Jonathan GOETSCHY	b	20:03:25.585	4:41.626
					80	Barry FURBER	c	19:58:49.974	4:44.569	66	Ryan GIBSON	b	20:03:36.784	4:42.310
					42	Jonathan PERRY	b	19:58:53.219	4:41.611	42	Jonathan PERRY	b	20:03:37.310	4:44.091
					66	Ryan GIBSON	b	19:58:54.474	4:41.191	41	Aaron SPENCE	b	20:03:37.650	4:42.239
					41	Aaron SPENCE	b	19:58:55.411	4:40.368	52	Ryan WHITEHALL	b	20:03:37.883	4:42.051
					52	Ryan WHITEHALL	b	19:58:55.832	4:40.296	80	Barry FURBER	c	20:03:40.056	4:50.082
					97	Stephane BEDNAREK	c	19:59:04.769	4:48.075	212	Dean McMASTER	b	20:03:51.574	4:46.151
					45	Andrea MAJOLA	b	19:59:04.822	4:46.912	45	Andrea MAJOLA	b	20:03:52.727	4:47.905
					212	Dean McMASTER	b	19:59:05.423	4:43.097	97	Stephane BEDNAREK	c	20:03:53.088	4:48.319
					88	Sean McTAGGART	c	19:59:08.821	4:48.479	91	Graham McALEESE	c	20:03:57.508	4:46.433
					5	Marty LENNON	b	19:59:09.931	4:51.672	88	Sean McTAGGART	c	20:03:57.587	4:48.766
					91	Graham McALEESE	c	19:59:11.075	4:49.455	5	Marty LENNON	b	20:03:58.688	4:48.757
					28	Darryl ANDERSON	c	19:59:13.250	4:53.602	73	David BROOK	c	20:04:05.644	4:49.732
					30	Eddy FERRE	b	19:59:14.534	5:00.625	30	Eddy FERRE	b	20:04:05.834	4:51.300
					73	David BROOK	c	19:59:15.912	4:49.404	32	Martin MORRIS	b	20:04:09.130	4:50.343
					32	Martin MORRIS	b	19:59:18.787	4:46.888	28	Darryl ANDERSON	c	20:04:09.737	4:56.487
					369	Tiziano ROSATI	c	19:59:19.107	4:51.951	369	Tiziano ROSATI	c	20:04:11.195	4:52.088
					44	Liam CHAWKE	c	19:59:22.115	4:52.398	44	Liam CHAWKE	c	20:04:14.654	4:52.539
					19	Jean Pierre POLET	c	19:59:22.945	4:52.137	19	Jean Pierre POLET	c	20:04:16.970	4:54.025
					222	Michael GAHAN	b	19:59:33.754	4:58.050	222	Michael GAHAN	b	20:04:27.083	4:53.329
					87	Emil KRCHNAVY	c	19:59:38.750	5:00.822	87	Emil KRCHNAVY	c	20:04:34.057	4:55.307
					43	Stephen DEGNAN	c	19:59:54.240	5:04.234	43	Stephen DEGNAN	c	20:04:59.251	5:05.011
					69	Brad CLARKE	c	19:59:59.359	5:02.697	69	Brad CLARKE	c	20:05:01.991	5:02.632
					53	Wayne BOURGEOIS	a	20:00:58.858	4:54.236	53	Wayne BOURGEOIS	a	20:05:54.587	4:55.729

BRIGGS EQUIPMENT NORTH WEST 200

SUPERSTOCK

Race 3 – Amici Ristorante Superstock

SECTOR ANALYSIS

Perfect Lap (sum of best sectors) = 4:19.531



SECTOR 1			SECTOR 2		SECTOR 3		IDEAL / BEST					
FINISH - BALLYALLY			BALLYALLY - METROPOLE		METROPOLE - FINISH		COMPARISON					
Pos	No	Name	Time	No	Name	Time	Pos	No	Name	Ideal Time	Best Time	Diff
1	6	Michael DUNLOP	1:54.619	6	Michael DUNLOP	1:22.415	6	Michael DUNLOP	1:02.497	4:19.531	4:19.598	0.067
2	3	Dean HARRISON	1:54.770	3	Dean HARRISON	1:23.090	3	Dean HARRISON	1:02.658	4:20.518	4:20.771	0.253
3	12	Ian HUTCHINSON	1:55.354	12	Ian HUTCHINSON	1:23.223	74	Davey TODD	1:02.722	4:21.804	4:22.114	0.310
4	74	Davey TODD	1:55.469	74	Davey TODD	1:23.661	12	Ian HUTCHINSON	1:03.227	4:21.852	4:22.748	0.896
5	7	Josh BROOKES	1:56.383	18	Michael EVANS	1:24.050	60	Peter HICKMAN	1:03.586	4:24.155	4:24.155	0.000
6	60	Peter HICKMAN	1:56.449	60	Peter HICKMAN	1:24.120	7	Josh BROOKES	1:03.652	4:24.316	4:25.116	0.800
7	18	Michael EVANS	1:56.897	22	Paul JORDAN	1:24.204	18	Michael EVANS	1:04.113	4:25.060	4:26.051	0.991
8	11	Conor CUMMINS	1:57.516	7	Josh BROOKES	1:24.281	11	Conor CUMMINS	1:04.178	4:26.767	4:26.899	0.132
9	65	Michael SWEENEY	1:57.612	38	Erno KOSTAMO	1:24.961	22	Paul JORDAN	1:04.363	4:26.190	4:27.498	1.308
10	22	Paul JORDAN	1:57.623	1	John McGUINNESS	1:24.974	1	John McGUINNESS	1:04.523	4:27.635	4:27.635	0.000
11	38	Erno KOSTAMO	1:57.769	11	Conor CUMMINS	1:25.073	71	Phillip CROWE	1:04.528	4:27.434	4:28.075	0.641
12	1	John McGUINNESS	1:58.138	65	Michael SWEENEY	1:25.082	38	Erno KOSTAMO	1:04.704	4:27.838	4:28.423	0.585
13	23	Marcus SIMPSON	1:58.764	23	Marcus SIMPSON	1:25.190	20	David JOHNSON	1:05.110	4:29.381	4:29.387	0.006
14	8	Sam WEST	1:59.392	8	Sam WEST	1:25.808	62	Maurizio BOTTALICO	1:05.135	4:30.540	4:30.977	0.437
15	62	Maurizio BOTTALICO	1:59.771	20	David JOHNSON	1:26.464	65	Michael SWEENEY	1:05.144	4:31.421	4:32.114	0.693
16	20	David JOHNSON	2:00.263	25	Amalric BLANC	1:26.508	8	Sam WEST	1:05.340	4:31.837	4:32.509	0.672
17	25	Amalric BLANC	2:00.845	62	Maurizio BOTTALICO	1:26.515	23	Marcus SIMPSON	1:05.427	4:33.320	4:33.421	0.101
18	174	Laurent HOFFMANN	2:01.553	29	Luca GOTTARDI	1:26.936	25	Amalric BLANC	1:05.839	4:33.192	4:33.473	0.281
19	71	Phillip CROWE	2:01.714	71	Phillip CROWE	1:27.078	24	Jonathan GOETSCHY	1:06.472	4:35.273	4:35.273	0.000
20	24	Jonathan GOETSCHY	2:01.758	174	Laurent HOFFMANN	1:27.221	29	Luca GOTTARDI	1:06.485	4:35.673	4:35.938	0.265
21	29	Luca GOTTARDI	2:02.197	24	Jonathan GOETSCHY	1:27.443	174	Laurent HOFFMANN	1:06.499	4:35.618	4:36.717	1.099
22	30	Eddy FERRE	2:02.524	30	Eddy FERRE	1:27.930	52	Ryan WHITEHALL	1:06.938	4:38.342	4:39.686	1.344
23	42	Jonathan PERRY	2:02.909	42	Jonathan PERRY	1:28.008	42	Jonathan PERRY	1:07.425	4:38.129	4:39.740	1.611
24	41	Aaron SPENCE	2:03.418	66	Ryan GIBSON	1:28.022	41	Aaron SPENCE	1:07.436	4:39.285	4:40.296	1.011
25	66	Ryan GIBSON	2:03.439	41	Aaron SPENCE	1:28.191	30	Eddy FERRE	1:07.675	4:39.045	4:40.368	1.323
26	52	Ryan WHITEHALL	2:03.679	5	Marty LENNON	1:28.519	5	Marty LENNON	1:07.724	4:39.369	4:41.191	1.822
27	212	Dean McMASTER	2:04.146	52	Ryan WHITEHALL	1:28.668	66	Ryan GIBSON	1:07.908	4:41.576	4:41.937	0.361
28	45	Andrea MAJOLA	2:04.449	14	Ilja CALJOUW	1:28.695	14	Ilja CALJOUW	1:07.988	4:40.843	4:42.010	1.167
29	5	Marty LENNON	2:04.600	80	Barry FURBER	1:28.748	45	Andrea MAJOLA	1:08.197	4:41.526	4:42.710	1.184
30	80	Barry FURBER	2:05.078	45	Andrea MAJOLA	1:28.930	80	Barry FURBER	1:08.239	4:42.065	4:42.737	0.672
31	14	Ilja CALJOUW	2:05.081	212	Dean McMASTER	1:28.958	109	Neil KERNOHAN	1:08.304	4:45.621	4:45.621	0.000
32	109	Neil KERNOHAN	2:05.266	91	Graham McALEESE	1:29.813	212	Dean McMASTER	1:08.422	4:45.956	4:46.433	0.477
33	91	Graham McALEESE	2:05.920	32	Martin MORRIS	1:29.859	97	Stephane BEDNAREK	1:08.574	4:45.791	4:46.888	1.097
34	32	Martin MORRIS	2:06.068	88	Sean McTAGGART	1:29.946	28	Darryl ANDERSON	1:08.729	4:41.764	4:47.136	5.372
35	97	Stephane BEDNAREK	2:06.708	73	David BROOK	1:29.960	88	Sean McTAGGART	1:09.526	4:46.230	4:47.529	1.299
36	88	Sean McTAGGART	2:06.758	222	Michael GAHAN	1:30.125	85	Olivier LUPBERGER	1:09.795	4:48.198	4:48.198	0.000
37	85	Olivier LUPBERGER	2:07.186	97	Stephane BEDNAREK	1:30.339	32	Martin MORRIS	1:09.864	4:48.740	4:49.404	0.664
38	28	Darryl ANDERSON	2:07.527	109	Neil KERNOHAN	1:30.601	87	Emil KRCHNAVY	1:09.891	4:47.928	4:49.795	1.867
39	73	David BROOK	2:07.881	85	Olivier LUPBERGER	1:31.217	19	Jean Pierre POLET	1:10.060	4:48.737	4:51.061	2.324
40	369	Tiziano ROSATI	2:08.080	28	Darryl ANDERSON	1:31.672	91	Graham McALEESE	1:10.223	4:51.465	4:51.862	0.397
41	222	Michael GAHAN	2:08.188	369	Tiziano ROSATI	1:32.171	222	Michael GAHAN	1:10.424	4:51.027	4:51.951	0.924
42	19	Jean Pierre POLET	2:08.343	44	Liam CHAWKE	1:32.358	53	Wayne BOURGEOIS	1:10.643	4:50.801	4:52.137	1.336
43	44	Liam CHAWKE	2:08.350	19	Jean Pierre POLET	1:32.398	44	Liam CHAWKE	1:10.757	4:54.173	4:54.236	0.063
44	53	Wayne BOURGEOIS	2:10.674	53	Wayne BOURGEOIS	1:32.856	369	Tiziano ROSATI	1:10.776	4:54.973	4:55.307	0.334
45	87	Emil KRCHNAVY	2:11.519	87	Emil KRCHNAVY	1:33.563	73	David BROOK	1:10.899	5:01.804	5:02.562	0.758
46	43	Stephen DEGNAN	2:13.295	43	Stephen DEGNAN	1:34.628	69	Brad CLARKE	1:12.680	5:02.319	5:02.632	0.313
47	69	Brad CLARKE	2:13.795	90	Craig KENNELLY	1:34.818	43	Stephen DEGNAN	1:13.881	4:44.171	5:03.566	19.395
				35	Don GILBERT	1:35.362	90	Craig KENNELLY	1:18.226			
				69	Brad CLARKE	1:35.844						
				36	Jamie COWARD	1:36.188						
				33	Paul CASSIDY	1:37.905						



SUPERSTOCK

Race 3 – Amici Ristorante Superstock

Thursday, 08 May 2025



Class	No/Name	Fastest	Lap 1	Lap 2	Lap 3	Lap 4	Lap 5	Lap 6	Lap 7	Lap 8	Lap 9	Lap 10	Lap 11	Lap 12
STK	6 Michael DUNLOP	203.4	198.6	203.4	198.6	200.4								
STK	3 Dean HARRISON	203.4	187.6	202.2	203.4	199.8								
STK	60 Peter HICKMAN	202.8	196.9	202.8	195.2	195.7								
STK	65 Michael SWEENEY	202.2	202.2	189.1	196.9	201.6								
STK	41 Aaron SPENCE	201.0	196.3	201.0	181.5	172.6								
STK	18 Michael EVANS	201.0	186.0	201.0	191.8	198.6								
STK	11 Conor CUMMINS	201.0	201.0	197.5	195.7	194.6								
STK	12 Ian HUTCHINSON	200.4	198.6	200.4	196.9	194.0								
STK	38 Erno KOSTAMO	199.2	197.5	199.2	195.2	197.5								
STK	1 John McGUINNESS	198.6	198.6	195.2	196.9	189.7								
STK	7 Josh BROOKES	198.6	198.6	182.5	192.9	196.3								
STK	174 Laurent HOFFMANN	198.0	179.5	198.0	192.9	192.4								
STK	23 Marcus SIMPSON	198.0	195.2	197.5	194.0	198.0								
STK	8 Sam WEST	198.0	189.7	198.0	196.3	195.7								
STK	24 Jonathan GOETSCHY	197.5	197.5	192.9	191.3	194.6								
STK	74 Davey TODD	196.9	195.7	195.7	194.6	196.9								
STK	36 Jamie COWARD	196.9	196.9											
STK	369 Tiziano ROSATI	196.3	196.3	163.0	189.7	169.6								
STK	22 Paul JORDAN	195.2	188.6	187.0	187.6	195.2								
STK	62 Maurizio BOTTALICO	194.6	194.6	187.6	189.7	190.2								
STK	25 Amalric BLANC	194.6	192.4	193.5	194.6	193.5								
STK	20 David JOHNSON	194.0	189.1	194.0	190.2	189.7								
STK	42 Jonathan PERRY	194.0	192.9	194.0	188.1	186.5								
STK	66 Ryan GIBSON	193.5	190.7	191.8	193.5	177.7								
STK	29 Luca GOTTARDI	191.3	184.5	189.1	190.7	191.3								
STK	30 Eddy FERRE	191.3	188.1	191.3	187.6	186.0								
STK	91 Graham McALEESE	190.2	180.0	190.2	171.8	187.6								
STK	53 Wayne BOURGEOIS	190.2	152.3	186.5	190.2	189.1								
STK	212 Dean McMASTER	189.7	183.5	187.6	189.7	179.1								
STK	71 Phillip CROWE	189.7	185.5	189.7	186.0	186.5								
STK	109 Neil KERNOHAN	189.1	179.1	189.1										
STK	52 Ryan WHITEHALL	189.1	189.1	184.0	182.0	175.3								
STK	80 Barry FURBER	189.1	187.0	189.1	187.0	177.2								
STK	32 Martin MORRIS	188.6	172.6	188.6	186.5	186.5								
STK	88 Sean McTAGGART	188.6	187.6	188.6	185.0	179.5								
STK	85 Olivier LUPBERGER	188.6	174.4	188.6										
STK	73 David BROOK	188.1	188.1	172.6	184.5	170.5								
STK	45 Andrea MAJOLA	187.6	187.0	187.6	182.0	182.0								
STK	19 Jean Pierre POLET	187.6	173.1	180.5	182.0	187.6								
STK	5 Marty LENNON	186.5	172.2	181.0	186.5	177.2								
STK	28 Darryl ANDERSON	186.0	185.0	180.0	186.0	179.1								
STK	44 Liam CHAWKE	186.0	186.0	184.5	183.5	183.5								
STK	222 Michael GAHAN	185.5	185.5	184.0	180.0	177.2								
STK	14 Ilja CALJOUW	184.0	174.4	184.0										
STK	87 Emil KRCHNAVY	183.0	180.0	183.0	180.5	182.0								
STK	97 Stephane BEDNAREK	178.1	178.1	176.7	177.2	169.2								
STK	69 Brad CLARKE	173.1	173.1	170.0	171.8	171.8								
STK	43 Stephen DEGNAN	171.8	164.2	162.2	171.8	169.6								

Class	No/Name	Fastest	Lap 1	Lap 2	Lap 3	Lap 4	Lap 5	Lap 6	Lap 7	Lap 8	Lap 9	Lap 10	Lap 11	Lap 12
STK	90 Craig KENNELLY	167.1	167.1											
STK	33 Paul CASSIDY	158.1	158.1											
STK	35 Don GILBERT	157.3	157.3											