

# BRIGGS

EQUIPMENT

# NW200

Wednesday 6<sup>th</sup> – Saturday 9<sup>th</sup> May 2026

promoted by  
Coleraine & District Motor Club  
[www.northwest200.org](http://www.northwest200.org)



**SUPERBIKE**



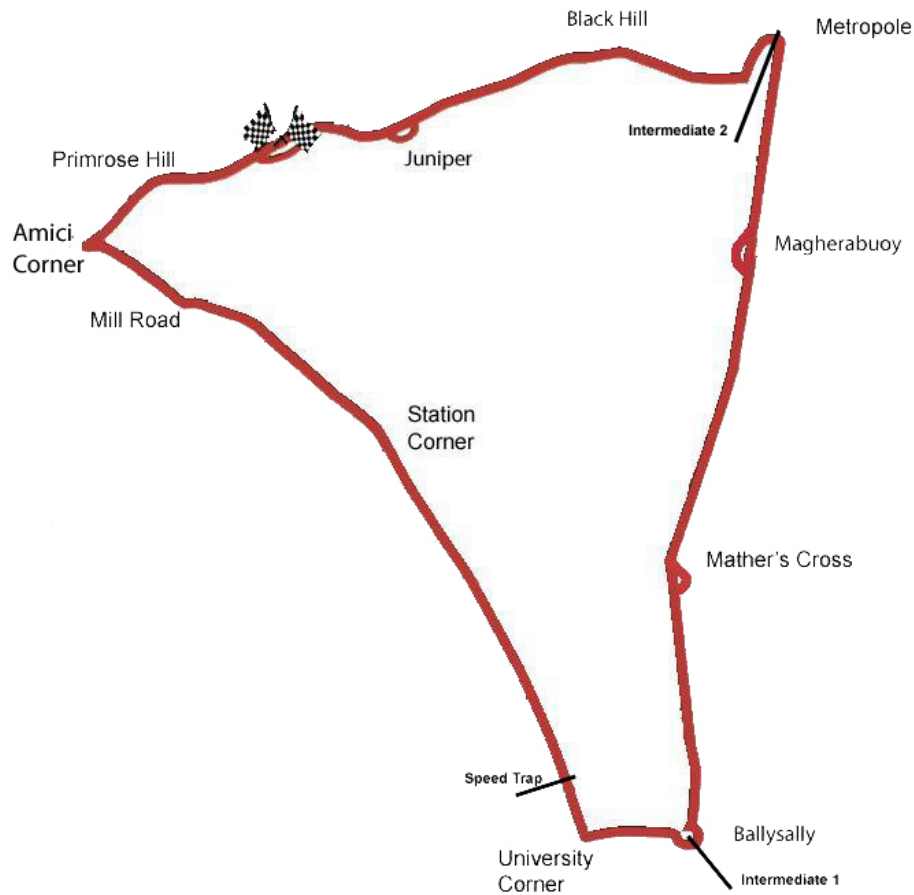
Causeway  
Coast & Glens  
Borough Council



TOURISM  
NORTHERN  
IRELAND



# The Triangle Circuit 8.970 miles



## MOST WINS at NORTH WEST 200 at the start of the meeting

Alastair Seeley	29	2008 - 23	(Supersport – 13, Superstock – 12, Superbike – 4)
Robert Dunlop	15	1986 - 06	(125 – 5, 250 – 4, 350 – 1, Superbike – 5)
Michael Rutter	14	1997 - 17	(Supertwin – 1, Supersport – 2, Prod'n/S'tock – 2, Superbike – 9)
Joey Dunlop	13	1979 - 88	(250 – 1, 500 – 1, Production 750 – 2, Superbike – 9)
Phillip McCallen	11	1991 - 97	(250 – 2, 400 – 1, Supersport – 4, Superbike – 4)
Glenn Irwin	11	2017 - 24	(Superbike – 11)
Bruce Anstey	10	2002 - 14	(Supersport – 5, Production/Superstock – 4, Superbike – 1)
Tony Rutter	9	1973 - 82	(250 – 2, 350 – 5, 500 – 1, Superbike – 1)
Davey Todd	9	2019 - 25	(Supersport – 4, Superstock – 3, Superbike – 2)
Ian Lougher	8	1991 - 05	(125 – 5, 250 – 1, Supersport – 1, Superstock – 1)
Steve Plater	8	2006 - 09	(Supersport – 3, Superbike – 5)
Michael Dunlop	8	2008 - 25	(250 – 1, Supersport – 2, Superstock – 2, Superbike – 3)
Richard Cooper	7	2022 - 25	(Supertwin – 5, Supersport – 2)
Steven Cull	6	1980 - 88	(250 – 3, 350 – 1, Superbike – 2)
John McGuinness	6	2000 - 12	(250 – 1, 400 – 1, Supersport – 1, Superbike – 3)
Arthur Wheeler	5	1951 - 62	(250 – 5)
Tommy Robb	5	1959 - 65	(125 – 1, 250 – 4)
John Williams	5	1974 - 77	(350 – 1, 500 – 2, Superbike – 2)
Mick Grant	5	1975 - 82	(500 – 2, Superbike – 3)
Woolsey Coulter	5	1989 - 98	(250 – 5)
Ian Simpson	5	1995 - 98	(Supersport – 1, Production – 1, Superbike – 3)
Ryan Farquhar	5	2003 - 15	(Supertwin – 2, Supersport – 3)
Lee Johnston	5	2014 - 22	(Supertwin – 2, Supersport – 2, Superstock – 1)
Ernie Nott	4	1929 - 32	(500 – 4)
Jimmie Guthrie	4	1934 - 37	(500 – 4)
Bob McIntyre	4	1953 - 61	(350 – 2, 500 – 2)
Eddie Laycock	4	1986 - 90	(250 – 4)
David Jefferies	4	1999 - 02	(Supersport – 1, Superbike – 3)
William Dunlop	4	2009 - 14	(125 – 1, 250 – 1, Supersport – 1, Superbike – 1)
Peter Hickman	4	2018 - 24	(Supertwin – 2, Superstock – 2)

# The Triangle Circuit 8.970 miles

## LAP & RACE RECORDS & BEST SECTORS ANALYSIS (RACE & QUALIFYING)

at the start of the meeting

<b>SUPERTWIN</b>	<b>Name</b>	<b>Machine</b>	<b>Laps</b>	<b>m</b>	<b>s</b>	<b>mph</b>	<b>Session &amp; Year</b>
Lap Record	Richard Cooper	Kawasaki	4	47.065		112.490	Supertwin-2 2022
Best Qualifying Lap	Richard Cooper	Kawasaki	4	48.326		111.998	Thu Qualifying 2025
Best Sector 1	Richard Cooper	Kawasaki	2	06.768		114.729	Thu Qualifying 2025
Best Sector 2	Richard Cooper	Kawasaki	1	32.466		121.082	Supertwin-1 2025
Best Sector 3	Peter Hickman	Yamaha	1	05.960		99.333	Supertwin-2 2024
Ideal Lap (sum of best sectors)			4	43.823		113.775	*
Difference (Best Lap – Ideal Lap)					3.242		
Race Record	Richard Cooper	Kawasaki	4	19	08.608	112.017	Supertwin-2 2022

<b>SUPERSPORT</b>	<b>Name</b>	<b>Machine</b>	<b>Laps</b>	<b>m</b>	<b>s</b>	<b>mph</b>	<b>Session &amp; Year</b>
Lap Record	Michael Dunlop	Ducati	4	32.162		118.650	Supersport-1 2025
Best Qualifying Lap	Richard Cooper	Yamaha	4	33.627		118.015	Thu Qualifying 2024
Best Sector 1	Michael Dunlop	Ducati	2	00.108		121.091	Supersport-1 2025
Best Sector 2	Richard Cooper	Yamaha	1	26.154		129.953	Supersport-2 2025
Best Sector 3	Peter Hickman	Triumph	1	03.777		102.733	Supersport-2 2023
Ideal Lap (sum of best sectors)			4	30.039		119.583	
Difference (Best Lap – Ideal Lap)					2.123		
Race Record	Richard Cooper	Yamaha	4	18	14.560	117.549	Supersport-2 2025

<b>SUPERSTOCK</b>	<b>Name</b>	<b>Machine</b>	<b>Laps</b>	<b>m</b>	<b>s</b>	<b>mph</b>	<b>Session &amp; Year</b>
Lap Record	Alastair Seeley	BMW	4	19.407		124.484	Superstock-2 2023
Best Qualifying Lap	Davey Todd	BMW	4	19.324		124.524	Thu Qualifying 2024
Best Sector 1	Michael Dunlop	BMW	1	54.619		126.890	Superstock-1 2025
Best Sector 2	Peter Hickman	BMW	1	21.615		137.181	Superstock-2 2025
Best Sector 3	Peter Hickman	BMW	1	02.382		105.030	Superstock-2 2025
Ideal Lap (sum of best sectors)			4	17.602		125.356	*
Difference (Best Lap – Ideal Lap)					1.805		
Race Record	Davey Todd	BMW	4	17	17.767	123.982	Superstock-1 2024

<b>SUPERBIKE</b>	<b>Name</b>	<b>Machine</b>	<b>Laps</b>	<b>m</b>	<b>s</b>	<b>mph</b>	<b>Session &amp; Year</b>
Lap Record	Glenn Irwin	Ducati	4	16.737		125.779	Superbike-1 2024
Best Qualifying Lap	Glenn Irwin	Ducati	4	16.443		125.928	Thu Qualifying 2024
Best Sector 1	Michael Dunlop	BMW	1	54.054		127.519	Superbike-3 2025
Best Sector 2	Michael Dunlop	BMW	1	20.611		138.889	Superbike-2 2025
Best Sector 3	Glenn Irwin	Ducati	1	01.877		105.887	Superbike-1 2024
Ideal Lap (sum of best sectors)			4	15.086		126.593	*
Difference (Best Lap – Ideal Lap)					1.651		
Race Record	Glenn Irwin	Ducati	4	17	06.551	125.336	Superbike-1 2024

<b>Sector</b>	<b>Description</b>	<b>Distance</b>
Sector 1	Finish to Ballysally Roundabout	4.04 miles
Sector 2	Ballysally Roundabout to Metropole	3.11 miles
Sector 3	Metropole to Finish	1.82 miles

2025 – Sector 1 shorter and Sector 2 longer due to Intermediate 2 being repositioned at Ballysally Roundabout. Ideal Lap Times marked with \* were not bettered in 2025 and are calculated using previous sector 1 & 2 positions.

## FASTEST SPEED TRAP SPEEDS

<b>Class</b>	<b>Name</b>	<b>Machine</b>	<b>mph</b>	<b>Session &amp; Year</b>
Superbike	Josh Brookes	BMW	212.4	2023 Thu Qualifying
Superbike	Bruce Anstey	Honda	209.8	2016 Superbike-1
Superbike	Davey Todd	BMW	209.8	2024 Thu Qualifying
Superbike	Glenn Irwin	Ducati	209.8	2024 Superbike-1
Superbike	Alastair Seeley	BMW	209.1	2023 Thu Qualifying
Superbike	Dean Harrison	Honda	209.1	2025 Wed Qualifying
Superstock	Michael Dunlop	Honda	206.5	2023 Superstock-1
Supersport	Richard Cooper	Yamaha	187.0	2023 Supersport-1
Supertwin	Richard Cooper	Kawasaki	170.5	2023 Tue Qualifying

# BRIGGS EQUIPMENT NORTH WEST 200 SUPERBIKE

Q1: First Qualifying  
Wednesday, 06 May 2026




Pos	Class	No	Name	Machine / Sponsor	Qualifying Time		Qualifying Speed		Total Laps	Qualifying Laps
					5:46.565	93.177	Best Lap	Speed		
					Time	Behind	Speed	On		
<b>Qualifying Classification</b>										
1	SBK	47	Richard COOPER	BMW - SMS / Nicholl Oils Racing	4:51.332		110.843	2	8	6
2	SBK	22	Paul JORDAN	Honda - Jackson Racing by Prosper2	4:53.940	2.608	109.859	3	4	4
3	SBK	3	Dean HARRISON	Honda - Honda Racing	4:54.566	3.234	109.626	2	9	8
4	SBK	2	Glenn IRWIN	Ducati - Nitrous Competitions Racing	4:54.689	3.357	109.580	8	8	4
5	SBK	60	Peter HICKMAN	BMW - Monster BMW Motorrad	4:55.322	3.990	109.345	7	8	5
6	SBK	16	Mike BROWNE	Honda - MB Racing/Russell Racing	4:57.706	6.374	108.469	2	8	7
7	SBK	59	Darryl TWEED	Honda - JLR BY Ability Energy Ltd	4:58.176	6.844	108.298	2	8	6
8	SBK	79	Storm STACEY	BMW/Ducati - Alpha/Bathams AJN Racing	5:01.107	9.775	107.244	6	6	3
9	SBK	13	Gary McCOY	BMW - MadBros Racing	5:06.666	15.334	105.300	2	9	6
10	SBK	1	John McGUINNESS	Honda - Honda Racing	5:06.831	15.499	105.244	2	7	6
11	SBK	12	Ian HUTCHINSON	BMW - Team RST	5:06.940	15.608	105.206	9	9	5
12	SBK	29	David JOHNSON	Kawasaki - Platinum Club Racing Kawasaki	5:11.887	20.555	103.537	7	8	6
13	SBK	25	Josh BROOKES	Honda - DAO Racing	5:14.179	22.847	102.782	2	7	6
14	SBK	92	Mitch REES	Honda - Milenco by Padgett's Motorcycles	5:16.350	25.018	102.077	4	5	4
15	SBK	66	Ryan GIBSON	BMW - Gibson Motors/Firewood Supplies	5:16.396	25.064	102.062	2	3	2
16	SBK	21	Marty LENNON	BMW	5:18.102	26.770	101.515	2	3	2
17	SBK	20	Carl PHILLIPS	BMW - Bell Bikesport B&W Racing	5:18.387	27.055	101.424	2	6	3
18	SBK	35	Mark HEWITT	BMW - Gibson Motors/Firewood Supplies	5:19.562	28.230	101.051	6	6	3
19	SBK	139	Dermot CLEARY	Suzuki	5:20.511	29.179	100.752	2	3	2
20	SBK	134	Don GILBERT	Yamaha - Parker Car Transport Racing	5:20.997	29.665	100.599	2	5	3
21	SBK	42	Jonathan PERRY	Honda - Gordon Huxley Racing	5:22.388	31.056	100.165	5	5	2
22	SBK	41	Aaron SPENCE	Honda	5:22.917	31.585	100.001	2	6	4
23	SBK	5	Kevin KEYES	Honda - Daracore Racing	5:23.359	32.027	99.864	2	5	3
24	SBK	64	Grant THOMSON	Suzuki - IOM Bike Storage/Gorilla Racing	5:27.052	35.720	98.737	3	4	3
25	SBK	44	Rob HODSON	Honda - SMT Racing	5:27.076	35.744	98.729	4	4	3
26	SBK	10	James CHAWKE	BMW - Chawkie Racing	5:27.505	36.173	98.600	2	6	3
27	SBK	361	Ryan WHITEHALL	Suzuki - WR Racing	5:28.309	36.977	98.359	6	7	3
28	SBK	34	Liam CHAWKE	Suzuki - Chawkie Racing SC	5:28.349	37.017	98.347	2	3	2
29	SBK	46	Rhys HARDISTY	Honda - RH Racing	5:29.535	38.203	97.993	2	6	4
30	SBK	74	Kamil HOLAN	BMW - Hefty74	5:29.596	38.264	97.974	2	7	2
31	SBK	8	Pontus RÖSTLINGER	Honda - R-Ästlinger Racing	5:30.671	39.339	97.656	2	4	2
32	SBK	109	Neil KERNOHAN	BMW - Kernohan Racing	5:30.689	39.357	97.651	2	4	2
33	SBK	88	Sean McTAGGART	BMW - Smith's Garage Contin	5:31.594	40.262	97.384	2	3	2
34	SBK	14	Ilja CALJOUW	Kawasaki - Performance Racing Achterhoek	5:32.082	40.750	97.241	7	7	3
35	SBK	212	Dean McMASTER	Kawasaki - AIR NI Racing	5:35.033	43.701	96.385	2	5	2
36	SBK	43	Stephen DEGNAN	Kawasaki	5:38.302	46.970	95.453	2	8	2

## Non Qualifiers

SBK	96	Dominic HERBERTSON	BMW - KTS Racing	5:14.840	23.508	102.566	3	3	1
SBK	11	Amalric BLANC	Yamaha - Never Be Clever Racing	5:18.767	27.435	101.303	2	2	1
SBK	71	Phillip CROWE	BMW - Crowe Performance	5:24.816	33.484	99.416	2	3	1
SBK	80	Rasmus LINDSTRÖM	Honda - Swedish Race Parts	5:25.159	33.827	99.311	2	4	1
SBK	40	Maurizio BOTTALICO	BMW - Crowe Performance	5:29.303	37.971	98.062	2	3	1
SBK	15	Sam WEST	BMW - Moto-Hub.co.uk	5:30.209	38.877	97.793	2	3	1
SBK	91	Julian TRUMMER	BMW - Smith Racing	5:33.164	41.832	96.925	2	6	1
SBK	311	Florian ASTNER	BMW	5:37.991	46.659	95.541	5	5	1
SBK	33	Kieran BROCKIE	Suzuki - WR Racing	5:38.390	47.058	95.428	2	2	1
SBK	4	Michael RUTTER	Ducati - Bathams AJN Racing	5:38.531	47.199	95.389	2	2	1
SBK	73	David BROOK	BMW - brooksuspension.com	5:39.423	48.091	95.138	2	3	1
SBK	87	Emil KRCHNAVY	Kawasaki - KRS Racing	5:42.607	51.275	94.254	7	8	1
SBK	174	Laurent HOFFMANN	BMW - Hoffmann by MRP	5:47.115	55.783	93.030	3	4	0
SBK	53	Wayne BOURGEGAIS	Yamaha - Basomba Racing/La Bécanerie	5:52.375	1:01.043	91.641	7	7	0
SBK	17	Michael EVANS	Honda - Dafabet Racing	5:52.391	1:01.059	91.637	5	6	0
SBK	85	Olivier LUPBERGER	Yamaha - Team Lupi by Heidger Motorsport	5:52.458	1:01.126	91.619	2	4	0

Provisional result to be confirmed by the Stewards of the Meeting subject to completion of technical inspections & the time limit for protests

Page 1 / 2

Circuit	<b>The Triangle</b>	Signed	Organising Club	<b>Coleraine &amp; District MC</b>
Length(miles)	<b>8.9700</b> Lap 1 (8.8300)		Qualifying Started	<b>11:15</b>
Weather	<b>Light rain</b>	Chief Timekeeper		
Track	<b>Damp, 13°C</b>	Issued At: 12:27		



**BRIGGS EQUIPMENT NORTH WEST 200  
SUPERBIKE**


**Q1: First Qualifying  
Wednesday, 06 May 2026**



**Qualifying Time** 5:46.565 **Qualifying Speed** 93.177

Pos	Class	No	Name	Machine / Sponsor	Best Lap		Speed	On	Total Laps	Qualifying Laps
					Time	Behind				
<b>Non Qualifiers</b>										
SBK		90	Craig KENNELLY	Honda - I-HV Racing	5:53.912	1:02.580	91.243	2	7	0
SBK		119	Kris DUNCAN	Yamaha - KD/TCC Racing	5:53.966	1:02.634	91.229	2	6	0
SBK		27	Barry GRAHAM	Yamaha - Ampion/BG Boats & Cars	6:12.412	1:21.080	86.710	3	3	0
SBK		30	Eddy FERRE	Honda - Optimark Road Racing	6:36.629	1:45.297	81.416	3	4	0
SBK		9	Erno KOSTAMO	BMW - RVS Motorsport	6:46.125	1:54.793	79.512	1	1	0
SBK		28	Darryl ANDERSON	Honda	7:02.464	2:11.132	76.437	1	2	0
SBK		19	Jean Pierre POLET	BMW - Road's Warrior	9:16.348	4:25.016	58.043	2	2	0
SBK		6	Michael DUNLOP	Honda	10:11.539	5:20.207	52.804	1	2	0
SBK		37	Barry BURRELL	BMW - Halliwell Jones BMW	10:21.373	5:30.041	51.969	1	1	0
SBK		69	Darragh TRAPPE	Kawasaki	10:54.638	6:03.306	49.328	1	1	0
SBK		23	Marcus SIMPSON	Honda - WH Racing	12:22.322	7:30.990	43.501	1	1	0
SBK		55	Leon JEACOCK	Honda	22:46.961	17:55.629	23.623	1	1	0

Provisional result to be confirmed by the Stewards of the Meeting subject to completion of technical inspections & the time limit for protests Page 2 / 2

Circuit	<b>The Triangle</b>	Signed		Organising Club	<b>Coleraine &amp; District MC</b>
Length(miles)	<b>8.9700</b> Lap 1 (8.8300)	Chief Timekeeper		Qualifying Started	<b>11:15</b>
Weather	<b>Light rain</b>	Issued At:	12:27		
Track	<b>Damp, 13°C</b>				



## SUPERBIKE

Q1: First Qualifying

Wednesday, 06 May 2026

### DETAILED SECTOR ANALYSIS

#### Qualifying Classification

Position

**1** **47 Richard COOPER**  
 SBK Behind **2.608**  
 Best Time **4:51.332** Best Speed **110.843** On **2** Gp

Lap	Lap Time	Lap Speed	Sector 1	Sector 2	Sector 3	Speed Trap
1	5:35.842	94.652		1:36.388	1:14.447	189.1
2	<b>4:51.332</b>	<b>110.843</b>	2:08.019	1:30.876	1:12.437	<b>194.0</b>
3	4:52.654	110.342	<b>2:06.815</b>	1:33.455	<b>1:12.384</b>	182.0
4	6:12.491	86.692	2:21.799	2:05.770		135.2
5	11:25.613	47.099		1:37.159	1:18.176	173.1
6	5:12.309	103.398	2:23.545	1:34.114	1:14.650	174.4
7	5:07.569	104.991	2:19.911	1:32.967	1:14.691	184.5
8	5:14.802	102.579	2:27.927	<b>1:30.323</b>		127.5
<i>Ideal</i>	<i>4:49.522</i>	<i>111.536</i>	<i>2:06.815</i>	<i>1:30.323</i>	<i>1:12.384</i>	<i>194.0</i>

#### **2** **22 Paul JORDAN**

SBK Behind **2.608**  
 Best Time **4:53.940** Best Speed **109.859** On **3** Gp

Lap	Lap Time	Lap Speed	Sector 1	Sector 2	Sector 3	Speed Trap
1	5:37.281	94.248		1:38.036	1:11.300	168.7
2	4:54.773	109.549	2:12.794	<b>1:30.810</b>	1:11.169	162.6
3	<b>4:53.940</b>	<b>109.859</b>	<b>2:12.129</b>	1:31.397	<b>1:10.414</b>	<b>182.0</b>
4	5:28.182	98.397	2:14.489	1:47.423		143.3
<i>Ideal</i>	<i>4:53.353</i>	<i>110.079</i>	<i>2:12.129</i>	<i>1:30.810</i>	<i>1:10.414</i>	<i>182.0</i>

#### **3** **3 Dean HARRISON**

SBK Behind **3.234**  
 Best Time **4:54.566** Best Speed **109.626** On **2** Gp

Lap	Lap Time	Lap Speed	Sector 1	Sector 2	Sector 3	Speed Trap
1	5:11.088	102.183		1:35.345	1:13.257	<b>196.9</b>
2	<b>4:54.566</b>	<b>109.626</b>	<b>2:09.063</b>	1:33.742	<b>1:11.761</b>	<b>196.9</b>
3	4:56.436	108.934	2:11.339	1:33.178	1:11.919	194.6
4	5:14.331	102.732	2:15.836	1:38.078		182.5
5	22:11.211	24.258		1:34.358	1:19.131	189.7
6	5:05.946	105.548	2:19.502	1:31.999	1:14.445	180.0
7	5:03.359	106.448	2:18.792	<b>1:30.894</b>	1:13.673	191.8
8	5:00.442	107.482	2:15.115	1:32.380	1:12.947	186.5
9	5:10.996	103.834	2:17.375	1:35.345		195.7
<i>Ideal</i>	<i>4:51.718</i>	<i>110.696</i>	<i>2:09.063</i>	<i>1:30.894</i>	<i>1:11.761</i>	<i>196.9</i>

#### Qualifying Classification

Position

**4** **2 Glenn IRWIN**  
 SBK Behind **3.357**  
 Best Time **4:54.689** Best Speed **109.580** On **8** Gp

Lap	Lap Time	Lap Speed	Sector 1	Sector 2	Sector 3	Speed Trap
1	5:55.616	89.389		1:46.957		170.9
2	11:55.514	45.131		1:57.167		155.1
3	15:24.046	34.946		1:36.538	1:20.383	176.3
4	5:08.501	104.674	2:19.543	1:32.984	1:15.974	193.5
5	5:00.876	107.327	2:15.927	1:30.661	1:14.288	195.2
6	5:05.803	105.597	2:20.100	1:30.991		153.0
7	8:28.987	63.444		<b>1:29.821</b>	1:15.215	191.3
8	<b>4:54.689</b>	<b>109.580</b>	<b>2:11.896</b>	1:30.844	<b>1:11.949</b>	<b>196.9</b>
<i>Ideal</i>	<i>4:53.666</i>	<i>109.962</i>	<i>2:11.896</i>	<i>1:29.821</i>	<i>1:11.949</i>	<i>196.9</i>

#### **5** **60 Peter HICKMAN**

SBK Behind **3.990**  
 Best Time **4:55.322** Best Speed **109.345** On **7** Gp

Lap	Lap Time	Lap Speed	Sector 1	Sector 2	Sector 3	Speed Trap
1	8:58.939	58.983		1:48.192		161.9
2	11:21.155	47.408		1:38.489	1:18.422	190.2
3	5:11.971	103.510	2:19.033	1:34.889	1:18.049	165.4
4	5:05.145	105.825	2:17.810	1:32.876	1:14.459	190.7
5	4:59.922	107.668	2:14.099	1:32.073		191.8
6	17:34.206	30.632		1:30.888	1:14.865	<b>193.5</b>
7	<b>4:55.322</b>	<b>109.345</b>	<b>2:13.856</b>	<b>1:29.322</b>	1:12.144	192.4
8	4:57.335	108.605	2:15.317	1:30.068	<b>1:11.950</b>	176.7
<i>Ideal</i>	<i>4:55.128</i>	<i>109.417</i>	<i>2:13.856</i>	<i>1:29.322</i>	<i>1:11.950</i>	<i>193.5</i>

#### **6** **16 Mike BROWNE**

SBK Behind **6.374**  
 Best Time **4:57.706** Best Speed **108.469** On **2** Gp

Lap	Lap Time	Lap Speed	Sector 1	Sector 2	Sector 3	Speed Trap
1	5:36.582	94.444		1:41.829	1:13.857	172.6
2	<b>4:57.706</b>	<b>108.469</b>	<b>2:13.375</b>	1:33.557	<b>1:10.774</b>	168.3
3	5:25.062	99.341	2:20.511	1:44.272		147.3
4	21:08.354	25.460		1:39.444	1:18.652	145.7
5	5:11.679	103.607	2:22.074	1:33.530	1:16.075	168.7
6	5:04.697	105.981	2:18.158	1:32.733	1:13.806	191.3
7	5:02.148	106.875	2:16.688	<b>1:32.475</b>	1:12.985	<b>192.9</b>
8	5:16.501	102.028	2:21.838	1:37.369		165.0
<i>Ideal</i>	<i>4:56.624</i>	<i>108.865</i>	<i>2:13.375</i>	<i>1:32.475</i>	<i>1:10.774</i>	<i>192.9</i>

## SUPERBIKE

Q1: First Qualifying

Wednesday, 06 May 2026

## DETAILED SECTOR ANALYSIS

### Qualifying Classification

Position

**7** 59 Darryl TWEED

SBK Behind 6.844

Best Time 4:58.176 Best Speed 108.298 On 2 Gp

Lap	Lap Time	Lap Speed	Sector 1	Sector 2	Sector 3	Speed Trap
1	5:38.517	93.904		1:42.329	1:13.324	143.6
2	<b>4:58.176</b>	<b>108.298</b>	<b>2:12.543</b>	<b>1:34.027</b>	<b>1:11.606</b>	153.4
3	5:19.626	101.031	2:18.604	1:41.620		132.3
4	8:52.404	60.653		2:09.997		118.5
5	21:34.601	24.944		1:38.585	1:19.672	160.7
6	5:21.200	100.535	2:26.196	1:37.173	1:17.831	174.0
7	5:14.766	102.590	2:21.682	1:35.506	1:17.578	167.5
8	5:12.077	103.474	2:17.334	1:34.394		<b>190.2</b>
<i>Ideal</i>	<i>4:58.176</i>	<i>108.298</i>	<i>2:12.543</i>	<i>1:34.027</i>	<i>1:11.606</i>	<i>190.2</i>

### Qualifying Classification

Position

**10** 1 John McGUINNESS

SBK Behind 15.499

Best Time 5:06.831 Best Speed 105.244 On 2 Gp

Lap	Lap Time	Lap Speed	Sector 1	Sector 2	Sector 3	Speed Trap
1	5:26.062	97.491		1:35.454	1:17.390	176.3
2	<b>5:06.831</b>	<b>105.244</b>	<b>2:14.807</b>	1:36.023	1:16.001	<b>177.2</b>
3	5:07.889	104.882	2:18.997	1:35.742	<b>1:13.150</b>	149.6
4	5:18.775	101.300	2:15.554	1:40.132		168.3
5	21:22.219	25.184		1:38.649	1:19.615	175.3
6	5:14.084	102.813	2:24.460	1:34.683	1:14.941	173.5
7	5:16.142	102.144	2:21.969	<b>1:33.122</b>		161.1
<i>Ideal</i>	<i>5:01.079</i>	<i>107.254</i>	<i>2:14.807</i>	<i>1:33.122</i>	<i>1:13.150</i>	<i>177.2</i>

**8** 79 Storm STACEY

SBK Behind 9.775

Best Time 5:01.107 Best Speed 107.244 On 6 Gp

Lap	Lap Time	Lap Speed	Sector 1	Sector 2	Sector 3	Speed Trap
1	9:11.165	57.674		1:50.395	1:20.603	158.1
2	5:39.267	95.182	2:27.732	1:47.198		151.6
3	10:35.554	50.809		1:46.232		169.6
4	26:19.461	20.445		1:37.274	1:18.352	169.2
5	5:13.229	103.094	2:19.411	1:34.856	1:18.962	190.2
6	<b>5:01.107</b>	<b>107.244</b>	<b>2:14.122</b>	<b>1:31.869</b>	<b>1:15.116</b>	<b>195.7</b>
<i>Ideal</i>	<i>5:01.107</i>	<i>107.244</i>	<i>2:14.122</i>	<i>1:31.869</i>	<i>1:15.116</i>	<i>195.7</i>

**11** 12 Ian HUTCHINSON

SBK Behind 15.608

Best Time 5:06.940 Best Speed 105.206 On 9 Gp

Lap	Lap Time	Lap Speed	Sector 1	Sector 2	Sector 3	Speed Trap
1	8:48.527	60.145		1:46.898	1:20.528	149.6
2	5:13.504	103.003	2:17.555	1:38.952	1:16.997	180.0
3	5:52.385	91.638	2:23.706	1:54.499		183.5
4	13:14.050	40.667		1:37.688	1:20.717	178.1
5	5:17.926	101.571	2:24.363	1:35.668	1:17.895	183.5
6	5:14.439	102.697	2:23.126	<b>1:34.319</b>	1:16.994	181.5
7	5:25.267	99.278	2:27.411	1:35.749		164.6
8	11:15.420	47.810		1:38.102	1:18.242	191.8
9	<b>5:06.940</b>	<b>105.206</b>	<b>2:16.810</b>	1:34.508	<b>1:15.622</b>	<b>194.0</b>
<i>Ideal</i>	<i>5:06.751</i>	<i>105.271</i>	<i>2:16.810</i>	<i>1:34.319</i>	<i>1:15.622</i>	<i>194.0</i>

**9** 13 Gary McCOY

SBK Behind 15.334

Best Time 5:06.666 Best Speed 105.300 On 2 Gp

Lap	Lap Time	Lap Speed	Sector 1	Sector 2	Sector 3	Speed Trap
1	8:40.504	61.072		1:38.165	1:18.061	159.6
2	<b>5:06.666</b>	<b>105.300</b>	<b>2:16.096</b>	<b>1:35.424</b>	<b>1:15.146</b>	<b>194.0</b>
3	5:50.863	92.036	2:16.812	1:52.032		179.1
4	12:01.292	44.770		1:39.964	1:46.486	176.7
5	5:26.214	98.990	2:29.214	1:38.230	1:18.770	150.0
6	5:22.425	100.154	2:23.290	1:39.287	1:19.848	176.7
7	5:20.365	100.798	2:23.947	1:37.042	1:19.376	181.5
8	5:23.549	99.806	2:25.747	1:38.404	1:19.398	178.6
9	5:20.491	100.758	2:23.382	1:36.896	1:20.213	181.0
<i>Ideal</i>	<i>5:06.666</i>	<i>105.300</i>	<i>2:16.096</i>	<i>1:35.424</i>	<i>1:15.146</i>	<i>194.0</i>

**12** 29 David JOHNSON

SBK Behind 20.555

Best Time 5:11.887 Best Speed 103.537 On 7 Gp

Lap	Lap Time	Lap Speed	Sector 1	Sector 2	Sector 3	Speed Trap
1	6:02.414	87.712		1:47.161	1:27.549	171.8
2	5:43.188	94.094	2:31.114	1:48.437		129.7
3	25:15.922	21.302		1:41.415	1:22.389	164.6
4	5:23.222	99.907	2:25.959	1:39.092	1:18.171	167.9
5	5:17.174	101.812	2:24.456	1:36.223	1:16.495	173.1
6	5:15.210	102.446	2:22.986	1:36.519	<b>1:15.705</b>	175.3
7	<b>5:11.887</b>	<b>103.537</b>	<b>2:20.125</b>	<b>1:35.413</b>	1:16.349	176.7
8	5:18.639	101.344	2:21.093	1:39.128		<b>177.7</b>
<i>Ideal</i>	<i>5:11.243</i>	<i>103.752</i>	<i>2:20.125</i>	<i>1:35.413</i>	<i>1:15.705</i>	<i>177.7</i>

## SUPERBIKE

Q1: First Qualifying

Wednesday, 06 May 2026

## DETAILED SECTOR ANALYSIS

### Qualifying Classification

Position

<b>13</b>	<b>25 Josh BROOKES</b>	SBK	Behind	<b>22.847</b>		
Best Time	<b>5:14.179</b>	Best Speed	<b>102.782</b>	On 2 Gp		
Lap	Lap Time	Lap Speed	Sector 1	Sector 2	Sector 3	Speed Trap
1	5:33.515	95.312		1:37.019	1:19.831	164.6
2	<b>5:14.179</b>	<b>102.782</b>	<b>2:18.728</b>	1:38.395	<b>1:17.056</b>	157.3
3	5:24.005	99.665	2:19.376	1:41.839		148.0
4	16:52.194	31.903		1:37.532	1:20.440	178.6
5	5:20.227	100.841	2:25.093	1:36.104	1:19.030	<b>187.0</b>
6	5:15.160	102.462	2:22.048	1:35.953	1:17.159	174.9
7	5:22.933	99.996	2:27.317	<b>1:35.010</b>		125.6
<i>Ideal</i>	<i>5:10.794</i>	<i>103.902</i>	<i>2:18.728</i>	<i>1:35.010</i>	<i>1:17.056</i>	<i>187.0</i>

### 14 92 Mitch REES

	SBK	Behind	<b>25.018</b>			
Best Time	<b>5:16.350</b>	Best Speed	<b>102.077</b> On 4 Gp			
Lap	Lap Time	Lap Speed	Sector 1	Sector 2	Sector 3	Speed Trap
1	33:23.001	15.870		1:43.294	1:24.195	158.1
2	5:21.501	100.441	2:25.412	1:37.456	1:18.633	169.2
3	5:20.024	100.905	2:23.659	1:36.601	1:19.764	174.4
4	<b>5:16.350</b>	<b>102.077</b>	2:24.912	<b>1:35.218</b>	<b>1:16.220</b>	154.8
5	5:19.189	101.169	<b>2:19.993</b>	1:39.780		<b>179.5</b>
<i>Ideal</i>	<i>5:11.431</i>	<i>103.689</i>	<i>2:19.993</i>	<i>1:35.218</i>	<i>1:16.220</i>	<i>179.5</i>

### 15 66 Ryan GIBSON

	SBK	Behind	<b>25.064</b>			
Best Time	<b>5:16.396</b>	Best Speed	<b>102.062</b> On 2 Gp			
Lap	Lap Time	Lap Speed	Sector 1	Sector 2	Sector 3	Speed Trap
1	6:19.204	83.828		1:40.783	1:18.837	<b>157.3</b>
2	<b>5:16.396</b>	<b>102.062</b>	2:19.573	<b>1:39.974</b>	<b>1:16.849</b>	156.6
3	5:33.813	96.737	<b>2:19.382</b>	1:49.132		148.3
<i>Ideal</i>	<i>5:16.205</i>	<i>102.124</i>	<i>2:19.382</i>	<i>1:39.974</i>	<i>1:16.849</i>	<i>157.3</i>

### 16 21 Marty LENNON

	SBK	Behind	<b>26.770</b>			
Best Time	<b>5:18.102</b>	Best Speed	<b>101.515</b> On 2 Gp			
Lap	Lap Time	Lap Speed	Sector 1	Sector 2	Sector 3	Speed Trap
1	6:38.261	79.817		1:47.983	1:18.536	<b>170.5</b>
2	<b>5:18.102</b>	<b>101.515</b>	2:24.110	<b>1:38.964</b>	<b>1:15.028</b>	139.1
3	5:27.165	98.702	<b>2:18.428</b>	1:45.080		153.4
<i>Ideal</i>	<i>5:12.420</i>	<i>103.361</i>	<i>2:18.428</i>	<i>1:38.964</i>	<i>1:15.028</i>	<i>170.5</i>

### Qualifying Classification

Position

<b>17</b>	<b>20 Carl PHILLIPS</b>	SBK	Behind	<b>27.055</b>		
Best Time	<b>5:18.387</b>	Best Speed	<b>101.424</b>	On 2 Gp		
Lap	Lap Time	Lap Speed	Sector 1	Sector 2	Sector 3	Speed Trap
1	9:24.511	56.311		1:42.872	1:18.154	146.1
2	<b>5:18.387</b>	<b>101.424</b>	<b>2:19.542</b>	1:42.971	<b>1:15.874</b>	155.1
3	5:54.974	90.970	2:29.920	1:56.127		123.3
4	22:46.426	23.632		1:40.041	1:18.435	156.6
5	5:24.027	99.658	2:27.350	1:37.163	1:19.514	144.2
6	5:23.924	99.690	2:26.085	<b>1:36.301</b>		<b>169.2</b>
<i>Ideal</i>	<i>5:11.717</i>	<i>103.594</i>	<i>2:19.542</i>	<i>1:36.301</i>	<i>1:15.874</i>	<i>169.2</i>

### 18 35 Mark HEWITT

	SBK	Behind	<b>28.230</b>			
Best Time	<b>5:19.562</b>	Best Speed	<b>101.051</b> On 6 Gp			
Lap	Lap Time	Lap Speed	Sector 1	Sector 2	Sector 3	Speed Trap
1	9:11.821	57.606		1:51.555	1:19.787	148.0
2	5:34.771	96.460	2:27.304	1:47.373	1:20.094	153.7
3	5:46.864	93.097	2:27.009	1:52.583		133.3
4	33:50.978	15.900		1:44.630	1:22.034	158.4
5	5:29.463	98.014	2:29.422	1:39.920	1:20.121	163.4
6	<b>5:19.562</b>	<b>101.051</b>	<b>2:21.776</b>	<b>1:38.156</b>	<b>1:19.630</b>	<b>188.1</b>
<i>Ideal</i>	<i>5:19.562</i>	<i>101.051</i>	<i>2:21.776</i>	<i>1:38.156</i>	<i>1:19.630</i>	<i>188.1</i>

### 19 139 Dermot CLEARY

	SBK	Behind	<b>29.179</b>			
Best Time	<b>5:20.511</b>	Best Speed	<b>100.752</b> On 2 Gp			
Lap	Lap Time	Lap Speed	Sector 1	Sector 2	Sector 3	Speed Trap
1	6:21.139	83.403		1:47.637	1:20.144	137.7
2	<b>5:20.511</b>	<b>100.752</b>	2:20.816	<b>1:41.219</b>	<b>1:18.476</b>	155.1
3	5:31.017	97.554	<b>2:19.901</b>	1:45.971		<b>171.3</b>
<i>Ideal</i>	<i>5:19.596</i>	<i>101.040</i>	<i>2:19.901</i>	<i>1:41.219</i>	<i>1:18.476</i>	<i>171.3</i>

## SUPERBIKE

### Q1: First Qualifying

Wednesday, 06 May 2026

## DETAILED SECTOR ANALYSIS

### Qualifying Classification

Position

**20** 134 Don GILBERT

SBK Behind 29.665

Best Time 5:20.997 Best Speed 100.599 On 2 Gp

Lap	Lap Time	Lap Speed	Sector 1	Sector 2	Sector 3	Speed Trap
1	6:36.099	80.253		1:45.411	1:19.740	146.4
2	<b>5:20.997</b>	<b>100.599</b>	2:24.921	<b>1:39.764</b>	<b>1:16.312</b>	121.1
3	5:27.421	98.625	<b>2:21.690</b>	1:43.884		142.7
4	15:18.191	35.169		1:45.064	1:22.866	143.6
5	5:40.330	94.884	2:33.531	1:41.153		<b>150.6</b>
<i>Ideal</i>	<i>5:17.766</i>	<i>101.622</i>	<i>2:21.690</i>	<i>1:39.764</i>	<i>1:16.312</i>	<i>150.6</i>

**21** 42 Jonathan PERRY

SBK Behind 31.056

Best Time 5:22.388 Best Speed 100.165 On 5 Gp

Lap	Lap Time	Lap Speed	Sector 1	Sector 2	Sector 3	Speed Trap
1	7:28.592	70.862		1:43.519		<b>173.5</b>
2	13:22.450	40.242		2:00.717		135.5
3	29:48.993	18.050		1:47.497	1:21.424	145.7
4	5:31.170	97.509	2:30.158	1:42.449	1:18.563	168.3
5	<b>5:22.388</b>	<b>100.165</b>	<b>2:26.470</b>	<b>1:39.051</b>	<b>1:16.867</b>	172.6
<i>Ideal</i>	<i>5:22.388</i>	<i>100.165</i>	<i>2:26.470</i>	<i>1:39.051</i>	<i>1:16.867</i>	<i>173.5</i>

**22** 41 Aaron SPENCE

SBK Behind 31.585

Best Time 5:22.917 Best Speed 100.001 On 2 Gp

Lap	Lap Time	Lap Speed	Sector 1	Sector 2	Sector 3	Speed Trap
1	6:31.425	81.211		1:49.109	1:25.138	138.8
2	<b>5:22.917</b>	<b>100.001</b>	<b>2:20.681</b>	1:42.974	<b>1:19.262</b>	<b>184.0</b>
3	5:39.967	94.986	2:21.296	1:49.471		159.6
4	20:07.995	26.732		1:48.235	1:24.824	144.2
5	5:43.075	94.125	2:38.298	1:42.880	1:21.897	158.1
6	5:39.087	95.232	2:34.507	<b>1:41.280</b>		158.4
<i>Ideal</i>	<i>5:21.223</i>	<i>100.528</i>	<i>2:20.681</i>	<i>1:41.280</i>	<i>1:19.262</i>	<i>184.0</i>

### Qualifying Classification

Position

**23** 5 Kevin KEYES

SBK Behind 32.027

Best Time 5:23.359 Best Speed 99.864 On 2 Gp

Lap	Lap Time	Lap Speed	Sector 1	Sector 2	Sector 3	Speed Trap
1	10:01.447	52.853		1:45.164	<b>1:19.897</b>	145.1
2	<b>5:23.359</b>	<b>99.864</b>	<b>2:18.887</b>	<b>1:40.776</b>		<b>170.5</b>
3	25:25.360	21.170		1:43.036	1:24.356	149.3
4	5:36.887	95.854	2:34.074	1:40.844	1:21.969	162.6
5	5:39.262	95.183	2:33.748	1:42.819		158.1
<i>Ideal</i>	<i>5:19.560</i>	<i>101.051</i>	<i>2:18.887</i>	<i>1:40.776</i>	<i>1:19.897</i>	<i>170.5</i>

**24** 64 Grant THOMSON

SBK Behind 35.720

Best Time 5:27.052 Best Speed 98.737 On 3 Gp

Lap	Lap Time	Lap Speed	Sector 1	Sector 2	Sector 3	Speed Trap
1	43:41.744	12.125		1:43.771	1:22.003	168.3
2	5:42.530	94.275	2:40.943	1:42.506	<b>1:19.081</b>	147.7
3	<b>5:27.052</b>	<b>98.737</b>	<b>2:26.122</b>	<b>1:40.364</b>	1:20.566	<b>171.8</b>
4	5:30.149	97.810	2:27.224	1:40.706		170.0
<i>Ideal</i>	<i>5:25.567</i>	<i>99.187</i>	<i>2:26.122</i>	<i>1:40.364</i>	<i>1:19.081</i>	<i>171.8</i>

**25** 44 Rob HODSON

SBK Behind 35.744

Best Time 5:27.076 Best Speed 98.729 On 4 Gp

Lap	Lap Time	Lap Speed	Sector 1	Sector 2	Sector 3	Speed Trap
1	45:51.454	11.553		1:49.310	1:27.298	152.7
2	5:41.979	94.427	2:34.794	1:44.003	1:23.182	139.7
3	5:29.939	97.873	2:28.330	1:40.944	1:20.665	163.8
4	<b>5:27.076</b>	<b>98.729</b>	<b>2:26.505</b>	<b>1:40.892</b>	<b>1:19.679</b>	<b>171.8</b>
<i>Ideal</i>	<i>5:27.076</i>	<i>98.729</i>	<i>2:26.505</i>	<i>1:40.892</i>	<i>1:19.679</i>	<i>171.8</i>

## Qualifying Classification

Position

**26** 10 James CHAWKE

SBK Behind 36.173

Best Time 5:27.505 Best Speed 98.600 On 2 Gp

Lap	Lap Time	Lap Speed	Sector 1	Sector 2	Sector 3	Speed Trap
1	6:44.785	78.531		1:48.161	<b>1:20.616</b>	150.6
2	<b>5:27.505</b>	<b>98.600</b>	<b>2:24.061</b>	1:41.795	1:21.649	141.2
3	5:44.317	93.786	2:27.044	1:52.939	1:24.334	152.7
4	6:18.084	85.410	2:40.625	1:54.704		141.7
5	25:51.839	20.809		1:47.413	1:24.180	151.3
6	5:39.396	95.145	2:28.766	<b>1:41.088</b>		<b>179.5</b>
<i>Ideal</i>	<i>5:25.765</i>	<i>99.127</i>	<i>2:24.061</i>	<i>1:41.088</i>	<i>1:20.616</i>	<i>179.5</i>

## Qualifying Classification

Position

**29** 46 Rhys HARDISTY

SBK Behind 38.203

Best Time 5:29.535 Best Speed 97.993 On 2 Gp

Lap	Lap Time	Lap Speed	Sector 1	Sector 2	Sector 3	Speed Trap
1	6:16.265	84.483		1:50.594	1:24.020	155.1
2	<b>5:29.535</b>	<b>97.993</b>	<b>2:22.282</b>	1:45.747	<b>1:21.506</b>	158.1
3	5:45.900	93.356	2:24.420	1:51.707		150.3
4	32:43.214	16.449		1:45.819	1:24.509	153.4
5	5:39.369	95.153	2:32.928	<b>1:42.834</b>	1:23.607	157.7
6	5:36.209	96.047	2:29.804	1:43.677	1:22.728	<b>173.5</b>
<i>Ideal</i>	<i>5:26.622</i>	<i>98.867</i>	<i>2:22.282</i>	<i>1:42.834</i>	<i>1:21.506</i>	<i>173.5</i>

**27** 361 Ryan WHITEHALL

SBK Behind 36.977

Best Time 5:28.309 Best Speed 98.359 On 6 Gp

Lap	Lap Time	Lap Speed	Sector 1	Sector 2	Sector 3	Speed Trap
1	7:30.878	70.502		2:03.121	2:00.095	125.4
2	5:38.928	95.277	2:30.625	1:45.998	1:22.305	140.0
3	6:26.485	83.553	2:41.074	2:03.200		134.9
4	29:13.367	18.417		1:51.027	1:27.157	117.9
5	5:39.488	95.120	2:35.496	1:42.290	1:21.702	151.0
6	<b>5:28.309</b>	<b>98.359</b>	2:28.857	<b>1:40.545</b>	<b>1:18.907</b>	158.4
7	5:46.966	93.070	<b>2:27.391</b>	1:48.945		<b>161.9</b>
<i>Ideal</i>	<i>5:26.843</i>	<i>98.800</i>	<i>2:27.391</i>	<i>1:40.545</i>	<i>1:18.907</i>	<i>161.9</i>

**30** 74 Kamil HOLAN

SBK Behind 38.264

Best Time 5:29.596 Best Speed 97.974 On 2 Gp

Lap	Lap Time	Lap Speed	Sector 1	Sector 2	Sector 3	Speed Trap
1	6:41.789	79.116		1:53.962	1:21.601	122.0
2	<b>5:29.596</b>	<b>97.974</b>	<b>2:25.635</b>	<b>1:43.547</b>	<b>1:20.414</b>	153.0
3	5:53.017	91.474	2:26.942	1:56.414		145.4
4	27:36.804	19.491		1:53.514	1:38.095	144.2
5	6:12.545	86.679	2:47.377	1:53.930		123.8
6	8:18.465	64.783		1:46.169	1:27.641	<b>155.1</b>
7	5:43.057	94.130	2:34.514	1:45.317	1:23.226	147.0
<i>Ideal</i>	<i>5:29.596</i>	<i>97.974</i>	<i>2:25.635</i>	<i>1:43.547</i>	<i>1:20.414</i>	<i>155.1</i>

**28** 34 Liam CHAWKE

SBK Behind 37.017

Best Time 5:28.349 Best Speed 98.347 On 2 Gp

Lap	Lap Time	Lap Speed	Sector 1	Sector 2	Sector 3	Speed Trap
1	6:11.173	85.642		<b>1:45.718</b>	1:24.411	161.9
2	<b>5:28.349</b>	<b>98.347</b>	2:22.924	1:45.968	<b>1:19.457</b>	175.3
3	5:31.434	97.431	<b>2:21.261</b>	1:45.955		<b>175.8</b>
<i>Ideal</i>	<i>5:26.436</i>	<i>98.923</i>	<i>2:21.261</i>	<i>1:45.718</i>	<i>1:19.457</i>	<i>175.8</i>

**31** 8 Pontus RÖSTLINGER

SBK Behind 39.339

Best Time 5:30.671 Best Speed 97.656 On 2 Gp

Lap	Lap Time	Lap Speed	Sector 1	Sector 2	Sector 3	Speed Trap
1	6:42.076	79.060		1:50.280	<b>1:20.495</b>	<b>156.2</b>
2	<b>5:30.671</b>	<b>97.656</b>	<b>2:24.956</b>	<b>1:43.129</b>	1:22.586	152.0
3	5:45.350	93.505	2:25.793	1:55.978	1:23.579	150.6
4	6:18.478	85.321	2:40.059	1:54.449		126.6
<i>Ideal</i>	<i>5:28.580</i>	<i>98.277</i>	<i>2:24.956</i>	<i>1:43.129</i>	<i>1:20.495</i>	<i>156.2</i>

### Qualifying Classification

Position

#### 32 109 Neil KERNOHAN

SBK Behind 39.357

Best Time 5:30.689 Best Speed 97.651 On 2 Gp

Lap	Lap Time	Lap Speed	Sector 1	Sector 2	Sector 3	Speed Trap
1	6:41.066	79.259		1:50.158	1:22.985	122.4
2	<b>5:30.689</b>	<b>97.651</b>	<b>2:25.263</b>	<b>1:43.207</b>	<b>1:22.219</b>	148.0
3	5:44.087	93.848	2:25.742	1:54.084	1:24.261	<b>150.0</b>
4	5:58.214	90.147	2:38.780	1:49.441		130.5
<i>Ideal</i>	<i>5:30.689</i>	<i>97.651</i>	<i>2:25.263</i>	<i>1:43.207</i>	<i>1:22.219</i>	<i>150.0</i>

#### 33 88 Sean McTAGGART

SBK Behind 40.262

Best Time 5:31.594 Best Speed 97.384 On 2 Gp

Lap	Lap Time	Lap Speed	Sector 1	Sector 2	Sector 3	Speed Trap
1	6:41.354	79.202		1:50.802	1:22.116	136.9
2	<b>5:31.594</b>	<b>97.384</b>	<b>2:26.705</b>	<b>1:43.550</b>	<b>1:21.339</b>	144.8
3	5:43.240	94.080	2:26.879	1:52.034		<b>159.6</b>
<i>Ideal</i>	<i>5:31.594</i>	<i>97.384</i>	<i>2:26.705</i>	<i>1:43.550</i>	<i>1:21.339</i>	<i>159.6</i>

#### 34 14 Ilja CALJOUW

SBK Behind 40.750

Best Time 5:32.082 Best Speed 97.241 On 7 Gp

Lap	Lap Time	Lap Speed	Sector 1	Sector 2	Sector 3	Speed Trap
1	6:17.392	84.231		1:49.463	1:26.022	<b>181.0</b>
2	5:38.500	95.397	<b>2:27.823</b>	1:49.331	<b>1:21.346</b>	149.6
3	5:57.285	90.382	2:28.630	1:58.495		165.4
4	28:12.439	19.080		1:51.041	1:29.231	156.2
5	5:48.291	92.716	2:41.476	1:43.208	1:23.607	161.5
6	5:36.572	95.944	2:32.113	1:42.709	1:21.750	177.7
7	<b>5:32.082</b>	<b>97.241</b>	2:28.588	<b>1:40.493</b>	1:23.001	180.0
<i>Ideal</i>	<i>5:29.662</i>	<i>97.955</i>	<i>2:27.823</i>	<i>1:40.493</i>	<i>1:21.346</i>	<i>181.0</i>

### Qualifying Classification

Position

#### 35 212 Dean McMASTER

SBK Behind 43.701

Best Time 5:35.033 Best Speed 96.385 On 2 Gp

Lap	Lap Time	Lap Speed	Sector 1	Sector 2	Sector 3	Speed Trap
1	6:35.603	80.353		1:50.190	1:25.042	153.0
2	<b>5:35.033</b>	<b>96.385</b>	<b>2:27.314</b>	1:44.914	<b>1:22.805</b>	136.9
3	5:49.754	92.328	2:28.227	1:54.731		142.0
4	25:13.475	21.336		1:46.059	1:22.841	<b>155.1</b>
5	5:43.001	94.145	2:34.534	<b>1:42.118</b>		125.9
<i>Ideal</i>	<i>5:32.237</i>	<i>97.196</i>	<i>2:27.314</i>	<i>1:42.118</i>	<i>1:22.805</i>	<i>155.1</i>

#### 36 43 Stephen DEGNAN

SBK Behind 46.970

Best Time 5:38.302 Best Speed 95.453 On 2 Gp

Lap	Lap Time	Lap Speed	Sector 1	Sector 2	Sector 3	Speed Trap
1	6:40.476	79.376		1:50.927	1:24.867	128.7
2	<b>5:38.302</b>	<b>95.453</b>	2:33.698	<b>1:44.634</b>	<b>1:19.970</b>	113.2
3	5:45.917	93.352	<b>2:28.204</b>	1:50.447	1:27.266	136.9
4	6:54.684	77.871	2:56.914	2:04.915		126.3
5	16:12.720	33.198		1:52.883	1:31.346	137.1
6	6:06.725	88.055	2:48.722	1:49.531	1:28.472	150.6
7	6:00.836	89.492	2:44.142	1:50.208	1:26.486	148.0
8	5:56.918	90.475	2:39.806	1:46.449		<b>152.7</b>
<i>Ideal</i>	<i>5:32.808</i>	<i>97.029</i>	<i>2:28.204</i>	<i>1:44.634</i>	<i>1:19.970</i>	<i>152.7</i>

### Non Qualifiers

Position

#### 96 Dominic HERBERTSON

SBK Behind 23.508

Best Time 5:14.840 Best Speed 102.566 On 3 Gp

Lap	Lap Time	Lap Speed	Sector 1	Sector 2	Sector 3	Speed Trap
1	44:30.060	11.905		1:38.502		166.7
2	12:58.043	41.504		1:43.254	1:18.284	170.0
3	<b>5:14.840</b>	<b>102.566</b>	<b>2:19.493</b>	<b>1:37.851</b>	<b>1:17.496</b>	<b>176.7</b>
<i>Ideal</i>	<i>5:14.840</i>	<i>102.566</i>	<i>2:19.493</i>	<i>1:37.851</i>	<i>1:17.496</i>	<i>176.7</i>

## SUPERBIKE

Q1: First Qualifying

Wednesday, 06 May 2026

## DETAILED SECTOR ANALYSIS

## Non Qualifiers

Position

## 11 Amalric BLANC

SBK Behind **27.435**  
 Best Time **5:18.767** Best Speed **101.303** On **2** Gp

Lap	Lap Time	Lap Speed	Sector 1	Sector 2	Sector 3	Speed Trap
1	9:28.352	55.930				<b>0.0</b>
2	<b>5:18.767</b>	<b>101.303</b>				<b>0.0</b>
<i>Ideal</i>	<i>0.000</i>	<i>0.000</i>				<i>0.0</i>

## 71 Phillip CROWE

SBK Behind **33.484**  
 Best Time **5:24.816** Best Speed **99.416** On **2** Gp

Lap	Lap Time	Lap Speed	Sector 1	Sector 2	Sector 3	Speed Trap
1	8:50.337	59.939		1:51.549	1:26.480	142.0
2	<b>5:24.816</b>	<b>99.416</b>	<b>2:23.104</b>	<b>1:41.915</b>	<b>1:19.797</b>	153.4
3	6:10.610	87.132	2:34.767	2:04.319		<b>154.4</b>
<i>Ideal</i>	<i>5:24.816</i>	<i>99.416</i>	<i>2:23.104</i>	<i>1:41.915</i>	<i>1:19.797</i>	<i>154.4</i>

## 80 Rasmus LINDSTRÖM

SBK Behind **33.827**  
 Best Time **5:25.159** Best Speed **99.311** On **2** Gp

Lap	Lap Time	Lap Speed	Sector 1	Sector 2	Sector 3	Speed Trap
1	6:42.493	78.978		1:46.454	1:21.653	<b>160.3</b>
2	<b>5:25.159</b>	<b>99.311</b>	<b>2:22.285</b>	<b>1:43.089</b>	<b>1:19.785</b>	159.9
3	5:47.212	93.004	2:25.886	1:57.309	1:24.017	143.0
4	6:27.485	83.337	2:40.290	1:58.301		130.7
<i>Ideal</i>	<i>5:25.159</i>	<i>99.311</i>	<i>2:22.285</i>	<i>1:43.089</i>	<i>1:19.785</i>	<i>160.3</i>

## 40 Maurizio BOTTALICO

SBK Behind **37.971**  
 Best Time **5:29.303** Best Speed **98.062** On **2** Gp

Lap	Lap Time	Lap Speed	Sector 1	Sector 2	Sector 3	Speed Trap
1	11:35.215	45.724		<b>1:39.585</b>	<b>1:15.921</b>	<b>163.4</b>
2	<b>5:29.303</b>	<b>98.062</b>	<b>2:21.435</b>	1:48.991	1:18.877	148.0
3	7:05.741	75.849	2:54.199	2:19.338		118.1
<i>Ideal</i>	<i>5:16.941</i>	<i>101.886</i>	<i>2:21.435</i>	<i>1:39.585</i>	<i>1:15.921</i>	<i>163.4</i>

## Non Qualifiers

Position

## 15 Sam WEST

SBK Behind **38.877**  
 Best Time **5:30.209** Best Speed **97.793** On **2** Gp

Lap	Lap Time	Lap Speed	Sector 1	Sector 2	Sector 3	Speed Trap
1	6:39.653	79.539		1:49.559	1:27.497	144.8
2	<b>5:30.209</b>	<b>97.793</b>	2:25.804	<b>1:43.186</b>	<b>1:21.219</b>	<b>166.2</b>
3	5:55.735	90.775	<b>2:25.001</b>	1:58.386		150.0
<i>Ideal</i>	<i>5:29.406</i>	<i>98.031</i>	<i>2:25.001</i>	<i>1:43.186</i>	<i>1:21.219</i>	<i>166.2</i>

## 91 Julian TRUMMER

SBK Behind **41.832**  
 Best Time **5:33.164** Best Speed **96.925** On **2** Gp

Lap	Lap Time	Lap Speed	Sector 1	Sector 2	Sector 3	Speed Trap
1	6:37.963	79.877		1:50.349	1:27.511	157.7
2	<b>5:33.164</b>	<b>96.925</b>	2:26.648	1:44.464	<b>1:22.052</b>	138.8
3	5:57.519	90.322	<b>2:25.969</b>	1:59.066		153.0
4	29:18.070	18.368		1:46.263	1:27.304	171.3
5	5:47.795	92.848	2:37.860	<b>1:42.795</b>		169.2
6	10:51.467	49.568		1:45.403	1:26.363	<b>184.5</b>
<i>Ideal</i>	<i>5:30.816</i>	<i>97.613</i>	<i>2:25.969</i>	<i>1:42.795</i>	<i>1:22.052</i>	<i>184.5</i>

## 311 Florian ASTNER

SBK Behind **46.659**  
 Best Time **5:37.991** Best Speed **95.541** On **5** Gp

Lap	Lap Time	Lap Speed	Sector 1	Sector 2	Sector 3	Speed Trap
1	19:55.110	26.598		1:57.416	1:29.159	<b>163.4</b>
2	6:17.377	85.570	2:50.354	1:51.899	1:35.124	136.0
3	7:02.575	76.417	3:12.045	1:58.824		116.3
4	26:25.422	20.368		1:44.686	1:24.474	148.3
5	<b>5:37.991</b>	<b>95.541</b>	<b>2:33.519</b>	<b>1:41.614</b>	<b>1:22.858</b>	158.4
<i>Ideal</i>	<i>5:37.991</i>	<i>95.541</i>	<i>2:33.519</i>	<i>1:41.614</i>	<i>1:22.858</i>	<i>163.4</i>

## 33 Kieran BROCKIE

SBK Behind **47.058**  
 Best Time **5:38.390** Best Speed **95.428** On **2** Gp

Lap	Lap Time	Lap Speed	Sector 1	Sector 2	Sector 3	Speed Trap
1	57:55.489	9.146		<b>1:42.656</b>	<b>1:23.514</b>	165.0
2	<b>5:38.390</b>	<b>95.428</b>	<b>2:30.317</b>	1:43.823	1:24.250	<b>169.2</b>
<i>Ideal</i>	<i>5:36.487</i>	<i>95.968</i>	<i>2:30.317</i>	<i>1:42.656</i>	<i>1:23.514</i>	<i>169.2</i>

## SUPERBIKE

## Q1: First Qualifying

Wednesday, 06 May 2026

## DETAILED SECTOR ANALYSIS

Non Qualifiers						
Position						
<b>4 Michael RUTTER</b>						
SBK					Behind	<b>47.199</b>
Best Time	<b>5:38.531</b>	Best Speed	<b>95.389</b>	On	<b>2</b>	Gp
Lap	Lap Time	Lap Speed	Sector 1	Sector 2	Sector 3	Speed Trap
1	9:10.936	57.698		1:50.278	<b>1:20.716</b>	<b>162.2</b>
2	<b>5:38.531</b>	<b>95.389</b>	<b>2:27.700</b>	<b>1:47.091</b>		152.0
Ideal	<b>5:35.507</b>	<b>96.248</b>	<b>2:27.700</b>	<b>1:47.091</b>	<b>1:20.716</b>	<b>162.2</b>

Non Qualifiers						
Position						
<b>53 Wayne BOURGEOIS</b>						
SBK					Behind	<b>1:01.043</b>
Best Time	<b>5:52.375</b>	Best Speed	<b>91.641</b>	On	<b>7</b>	Gp
Lap	Lap Time	Lap Speed	Sector 1	Sector 2	Sector 3	Speed Trap
1	6:40.251	79.420		1:52.596		138.8
2	10:37.992	50.615		<b>1:40.266</b>		<b>160.3</b>
3	11:01.719	48.800		1:54.342	1:34.398	141.5
4	6:21.594	84.624	2:55.472	1:52.435		132.0
5	17:32.452	30.683		1:48.047	1:28.624	158.8
6	5:54.872	90.996	2:43.284	1:45.729	<b>1:25.859</b>	147.0
7	<b>5:52.375</b>	<b>91.641</b>	<b>2:38.181</b>	1:46.762	1:27.432	151.0
Ideal	<b>5:44.306</b>	<b>93.789</b>	<b>2:38.181</b>	<b>1:40.266</b>	<b>1:25.859</b>	<b>160.3</b>

Non Qualifiers						
Position						
<b>73 David BROOK</b>						
SBK					Behind	<b>48.091</b>
Best Time	<b>5:39.423</b>	Best Speed	<b>95.138</b>	On	<b>2</b>	Gp
Lap	Lap Time	Lap Speed	Sector 1	Sector 2	Sector 3	Speed Trap
1	6:34.780	80.521		1:48.323	<b>1:27.251</b>	<b>165.4</b>
2	<b>5:39.423</b>	<b>95.138</b>	<b>2:27.610</b>	<b>1:41.710</b>		139.4
3	8:49.014	61.042		2:07.439		123.1
Ideal	<b>5:36.571</b>	<b>95.944</b>	<b>2:27.610</b>	<b>1:41.710</b>	<b>1:27.251</b>	<b>165.4</b>

Non Qualifiers						
Position						
<b>17 Michael EVANS</b>						
SBK					Behind	<b>1:01.059</b>
Best Time	<b>5:52.391</b>	Best Speed	<b>91.637</b>	On	<b>5</b>	Gp
Lap	Lap Time	Lap Speed	Sector 1	Sector 2	Sector 3	Speed Trap
1	5:59.980	88.305		1:47.743		152.7
2	7:01.336	76.642		<b>1:44.374</b>	<b>1:21.188</b>	145.7
3	6:16.243	85.828	<b>2:31.474</b>	2:08.882		144.5
4	31:49.559	16.911		1:48.631	1:28.367	143.6
5	<b>5:52.391</b>	<b>91.637</b>	2:39.933	1:46.078	1:26.380	147.7
6	5:57.482	90.332	2:38.060	1:49.751	1:29.671	<b>165.8</b>
Ideal	<b>5:37.036</b>	<b>95.812</b>	<b>2:31.474</b>	<b>1:44.374</b>	<b>1:21.188</b>	<b>165.8</b>

Non Qualifiers						
Position						
<b>87 Emil KRCHNAVY</b>						
SBK					Behind	<b>51.275</b>
Best Time	<b>5:42.607</b>	Best Speed	<b>94.254</b>	On	<b>7</b>	Gp
Lap	Lap Time	Lap Speed	Sector 1	Sector 2	Sector 3	Speed Trap
1	8:01.935	65.959		1:56.103		120.2
2	8:03.143	66.837		1:48.487	1:24.955	155.9
3	6:50.760	78.615	2:52.713	2:12.741		92.4
4	17:36.855	30.555		1:51.303	1:26.982	128.0
5	5:52.839	91.520	2:39.305	1:47.469	1:26.065	<b>163.4</b>
6	5:49.117	92.496	2:33.633	1:47.909	1:27.575	162.6
7	<b>5:42.607</b>	<b>94.254</b>	2:35.396	<b>1:44.752</b>	<b>1:22.459</b>	156.6
8	5:51.269	91.930	<b>2:32.410</b>	1:46.809		162.6
Ideal	<b>5:39.621</b>	<b>95.082</b>	<b>2:32.410</b>	<b>1:44.752</b>	<b>1:22.459</b>	<b>163.4</b>

Non Qualifiers						
Position						
<b>85 Olivier LUPBERGER</b>						
SBK					Behind	<b>1:01.126</b>
Best Time	<b>5:52.458</b>	Best Speed	<b>91.619</b>	On	<b>2</b>	Gp
Lap	Lap Time	Lap Speed	Sector 1	Sector 2	Sector 3	Speed Trap
1	10:27.038	50.695		1:54.525	1:26.053	<b>140.6</b>
2	<b>5:52.458</b>	<b>91.619</b>	<b>2:37.840</b>	<b>1:48.580</b>	<b>1:26.038</b>	132.5
3	6:38.390	81.056	2:53.850	2:04.830		116.5
4	19:35.960	27.460		1:49.812	1:26.252	137.4
Ideal	<b>5:52.458</b>	<b>91.619</b>	<b>2:37.840</b>	<b>1:48.580</b>	<b>1:26.038</b>	<b>140.6</b>

Non Qualifiers						
Position						
<b>174 Laurent HOFFMANN</b>						
SBK					Behind	<b>55.783</b>
Best Time	<b>5:47.115</b>	Best Speed	<b>93.030</b>	On	<b>3</b>	Gp
Lap	Lap Time	Lap Speed	Sector 1	Sector 2	Sector 3	Speed Trap
1	8:36.526	61.542		1:56.685		139.4
2	7:26.831	72.269		<b>1:41.149</b>	<b>1:19.179</b>	150.6
3	<b>5:47.115</b>	<b>93.030</b>	<b>2:29.734</b>	1:50.294	1:27.087	<b>160.7</b>
4	6:36.790	81.383	2:54.715	2:01.114		130.5
Ideal	<b>5:30.062</b>	<b>97.836</b>	<b>2:29.734</b>	<b>1:41.149</b>	<b>1:19.179</b>	<b>160.7</b>

## Non Qualifiers

Position

## 90 Craig KENNELLY

SBK Behind **1:02.580**  
Best Time **5:53.912** Best Speed **91.243** On **2** Gp

Lap	Lap Time	Lap Speed	Sector 1	Sector 2	Sector 3	Speed Trap
1	9:06.422	58.175		1:57.212	1:26.138	135.5
2	<b>5:53.912</b>	<b>91.243</b>	<b>2:35.800</b>	1:56.648	<b>1:21.464</b>	129.5
3	6:52.918	78.204	2:54.210	2:18.583		106.4
4	22:13.278	24.220		1:52.022	1:29.027	142.7
5	6:05.192	88.425	2:46.586	1:51.051	1:27.555	140.3
6	5:56.043	90.697	2:44.290	<b>1:46.407</b>	1:25.346	149.3
7	6:16.086	85.863	2:40.696	1:55.813		<b>159.2</b>
<i>Ideal</i>	<i>5:43.671</i>	<i>93.962</i>	<i>2:35.800</i>	<i>1:46.407</i>	<i>1:21.464</i>	<i>159.2</i>

## 119 Kris DUNCAN

SBK Behind **1:02.634**  
Best Time **5:53.966** Best Speed **91.229** On **2** Gp

Lap	Lap Time	Lap Speed	Sector 1	Sector 2	Sector 3	Speed Trap
1	7:01.158	75.478		2:07.221	1:58.925	<b>175.8</b>
2	<b>5:53.966</b>	<b>91.229</b>	<b>2:30.260</b>	1:56.622		130.7
3	16:21.914	32.887		2:22.747		106.9
4	13:44.194	39.180		1:48.539	1:26.865	141.2
5	5:58.515	90.072	2:46.654	<b>1:46.744</b>	<b>1:25.117</b>	124.9
6	6:04.379	88.622	2:35.713	1:49.435		163.4
<i>Ideal</i>	<i>5:42.121</i>	<i>94.388</i>	<i>2:30.260</i>	<i>1:46.744</i>	<i>1:25.117</i>	<i>175.8</i>

## 27 Barry GRAHAM

SBK Behind **1:21.080**  
Best Time **6:12.412** Best Speed **86.710** On **3** Gp

Lap	Lap Time	Lap Speed	Sector 1	Sector 2	Sector 3	Speed Trap
1	6:30.588	81.385		1:51.692		<b>154.8</b>
2	7:02.936	76.352		<b>1:42.814</b>	<b>1:20.556</b>	143.0
3	<b>6:12.412</b>	<b>86.710</b>	<b>2:29.121</b>	2:08.239		142.7
<i>Ideal</i>	<i>5:32.491</i>	<i>97.121</i>	<i>2:29.121</i>	<i>1:42.814</i>	<i>1:20.556</i>	<i>154.8</i>

## Non Qualifiers

Position

## 30 Eddy FERRE

SBK Behind **1:45.297**  
Best Time **6:36.629** Best Speed **81.416** On **3** Gp

Lap	Lap Time	Lap Speed	Sector 1	Sector 2	Sector 3	Speed Trap
1	8:25.233	62.918		1:51.435		117.3
2	10:01.076	53.724		2:01.734	1:23.557	157.7
3	<b>6:36.629</b>	<b>81.416</b>	<b>2:51.156</b>	1:59.381		132.0
4	35:34.041	15.132		<b>1:41.870</b>	<b>1:23.394</b>	<b>179.1</b>
<i>Ideal</i>	<i>5:56.420</i>	<i>90.601</i>	<i>2:51.156</i>	<i>1:41.870</i>	<i>1:23.394</i>	<i>179.1</i>

## 9 Erno KOSTAMO

SBK Behind **1:54.793**  
Best Time **6:46.125** Best Speed **79.512** On **1** Gp

Lap	Lap Time	Lap Speed	Sector 1	Sector 2	Sector 3	Speed Trap
1	<b>6:46.125</b>	78.271		<b>1:56.976</b>		<b>123.1</b>
<i>Ideal</i>	<i>0.000</i>	<i>0.000</i>		<i>1:56.976</i>		<i>123.1</i>

## 28 Darryl ANDERSON

SBK Behind **2:11.132**  
Best Time **7:02.464** Best Speed **76.437** On **1** Gp

Lap	Lap Time	Lap Speed	Sector 1	Sector 2	Sector 3	Speed Trap
1	<b>7:02.464</b>	75.244		<b>1:48.545</b>		154.8
2	15:05.045	35.680		2:02.207		<b>156.2</b>
<i>Ideal</i>	<i>0.000</i>	<i>0.000</i>		<i>1:48.545</i>		<i>156.2</i>

## 19 Jean Pierre POLET

SBK Behind **4:25.016**  
Best Time **9:16.348** Best Speed **58.043** On **2** Gp

Lap	Lap Time	Lap Speed	Sector 1	Sector 2	Sector 3	Speed Trap
1	10:03.973	52.631		<b>1:47.867</b>		81.8
2	<b>9:16.348</b>	<b>58.043</b>		1:59.682		<b>165.0</b>
<i>Ideal</i>	<i>0.000</i>	<i>0.000</i>		<i>1:47.867</i>		<i>165.0</i>

## 6 Michael DUNLOP

SBK Behind **5:20.207**  
Best Time **10:11.539** Best Speed **52.804** On **1** Gp

Lap	Lap Time	Lap Speed	Sector 1	Sector 2	Sector 3	Speed Trap
1	<b>10:11.539</b>	51.980		1:41.763		<b>176.3</b>
2	25:01.601	21.505		<b>1:39.341</b>	<b>1:25.275</b>	169.2
<i>Ideal</i>	<i>0.000</i>	<i>0.000</i>		<i>1:39.341</i>	<i>1:25.275</i>	<i>176.3</i>

### Non Qualifiers

Position

#### 37 Barry BURRELL

SBK Behind **5:30.041**

Best Time **10:21.373** Best Speed **51.969** On **1** Gp

Lap	Lap Time	Lap Speed	Sector 1	Sector 2	Sector 3	Speed Trap
1	<b>10:21.373</b>	51.158		<b>1:51.967</b>		<b>125.2</b>
<i>Ideal</i>	<i>0.000</i>	<i>0.000</i>		<i>1:51.967</i>		<i>125.2</i>

#### 69 Darragh TRAPPE

SBK Behind **6:03.306**

Best Time **10:54.638** Best Speed **49.328** On **1** Gp

Lap	Lap Time	Lap Speed	Sector 1	Sector 2	Sector 3	Speed Trap
1	<b>10:54.638</b>	48.558		<b>3:33.111</b>		<b>136.0</b>
<i>Ideal</i>	<i>0.000</i>	<i>0.000</i>		<i>3:33.111</i>		<i>136.0</i>

#### 23 Marcus SIMPSON

SBK Behind **7:30.990**

Best Time **12:22.322** Best Speed **43.501** On **1** Gp

Lap	Lap Time	Lap Speed	Sector 1	Sector 2	Sector 3	Speed Trap
1	<b>12:22.322</b>	42.822		<b>1:45.777</b>		<b>126.8</b>
<i>Ideal</i>	<i>0.000</i>	<i>0.000</i>		<i>1:45.777</i>		<i>126.8</i>

#### 55 Leon JEACOCK

SBK Behind **17:55.629**

Best Time **22:46.961** Best Speed **23.623** On **1** Gp

Lap	Lap Time	Lap Speed	Sector 1	Sector 2	Sector 3	Speed Trap
1	<b>22:46.961</b>	23.255		<b>2:06.520</b>		<b>140.9</b>
<i>Ideal</i>	<i>0.000</i>	<i>0.000</i>		<i>2:06.520</i>		<i>140.9</i>

# BRIGGS EQUIPMENT NORTH WEST 200

## SUPERBIKE

### Q1: First Qualifying

## SECTOR ANALYSIS

Perfect Lap (sum of best sectors) = **4:46.551**



SECTOR 1			SECTOR 2		SECTOR 3		IDEAL / BEST								
FINISH - BALLYALLY			BALLYALLY - METROPOLE		METROPOLE - FINISH		COMPARISON								
Pos	No	Name	Time	No	Name	No	Name	Time	Pos	No	Name	Ideal Time	Best Time	Diff	
1	47	Richard COOPER	2:06.815	60	Peter HICKMAN	1:29.322	22	Paul JORDAN	1:10.414	1	47	Richard COOPER	4:49.522	4:51.332	1.810
2	3	Dean HARRISON	2:09.063	2	Glenn IRWIN	1:29.821	16	Mike BROWNE	1:10.774	2	22	Paul JORDAN	4:53.353	4:53.940	0.587
3	2	Glenn IRWIN	2:11.896	47	Richard COOPER	1:30.323	59	Darryl TWEED	1:11.606	3	3	Dean HARRISON	4:51.718	4:54.566	2.848
4	22	Paul JORDAN	2:12.129	22	Paul JORDAN	1:30.810	3	Dean HARRISON	1:11.761	4	2	Glenn IRWIN	4:53.666	4:54.689	1.023
5	59	Darryl TWEED	2:12.543	3	Dean HARRISON	1:30.894	2	Glenn IRWIN	1:11.949	5	60	Peter HICKMAN	4:55.128	4:55.322	0.194
6	16	Mike BROWNE	2:13.375	79	Storm STACEY	1:31.869	60	Peter HICKMAN	1:11.950	6	16	Mike BROWNE	4:56.624	4:57.706	1.082
7	60	Peter HICKMAN	2:13.856	16	Mike BROWNE	1:32.475	47	Richard COOPER	1:12.384	7	59	Darryl TWEED	4:58.176	4:58.176	0.000
8	79	Storm STACEY	2:14.122	1	John McGUINNESS	1:33.122	1	John McGUINNESS	1:13.150	8	79	Storm STACEY	5:01.107	5:01.107	0.000
9	1	John McGUINNESS	2:14.807	59	Darryl TWEED	1:34.027	21	Marty LENNON	1:15.028	9	13	Gary McCOY	5:06.666	5:06.666	0.000
10	13	Gary McCOY	2:16.096	12	Ian HUTCHINSON	1:34.319	79	Storm STACEY	1:15.116	10	1	John McGUINNESS	5:01.079	5:06.831	5.752
11	12	Ian HUTCHINSON	2:16.810	25	Josh BROOKES	1:35.010	13	Gary McCOY	1:15.146	11	12	Ian HUTCHINSON	5:06.751	5:06.940	0.189
12	21	Marty LENNON	2:18.428	92	Mitch REES	1:35.218	12	Ian HUTCHINSON	1:15.622	12	29	David JOHNSON	5:11.243	5:11.887	0.644
13	25	Josh BROOKES	2:18.728	29	David JOHNSON	1:35.413	29	David JOHNSON	1:15.705	13	25	Josh BROOKES	5:10.794	5:14.179	3.385
14	5	Kevin KEYES	2:18.887	13	Gary McCOY	1:35.424	20	Carl PHILLIPS	1:15.874	14	96	Dominic HERBERTSON	5:14.840	5:14.840	0.000
15	66	Ryan GIBSON	2:19.382	20	Carl PHILLIPS	1:36.301	40	Maurizio BOTTALICO	1:15.921	15	92	Mitch REES	5:11.431	5:16.350	4.919
16	96	Dominic HERBERTSON	2:19.493	96	Dominic HERBERTSON	1:37.851	92	Mitch REES	1:16.220	16	66	Ryan GIBSON	5:16.205	5:16.396	0.191
17	20	Carl PHILLIPS	2:19.542	35	Mark HEWITT	1:38.156	134	Don GILBERT	1:16.312	17	21	Marty LENNON	5:12.420	5:18.102	5.682
18	139	Dermot CLEARY	2:19.901	21	Marty LENNON	1:38.964	66	Ryan GIBSON	1:16.849	18	20	Carl PHILLIPS	5:11.717	5:18.387	6.670
19	92	Mitch REES	2:19.993	42	Jonathan PERRY	1:39.051	42	Jonathan PERRY	1:16.867	19	11	Amalric BLANC		5:18.767	
20	29	David JOHNSON	2:20.125	6	Michael DUNLOP	1:39.341	25	Josh BROOKES	1:17.056	20	35	Mark HEWITT	5:19.562	5:19.562	0.000
21	41	Aaron SPENCE	2:20.681	40	Maurizio BOTTALICO	1:39.585	96	Dominic HERBERTSON	1:17.496	21	139	Dermot CLEARY	5:19.596	5:20.511	0.915
22	34	Liam CHAWKE	2:21.261	134	Don GILBERT	1:39.764	139	Dermot CLEARY	1:18.476	22	134	Don GILBERT	5:17.766	5:20.997	3.231
23	40	Maurizio BOTTALICO	2:21.435	66	Ryan GIBSON	1:39.974	361	Ryan WHITEHALL	1:18.907	23	42	Jonathan PERRY	5:22.388	5:22.388	0.000
24	134	Don GILBERT	2:21.690	53	Wayne BOURGEOIS	1:40.266	64	Grant THOMSON	1:19.081	24	41	Aaron SPENCE	5:21.223	5:22.917	1.694
25	35	Mark HEWITT	2:21.776	64	Grant THOMSON	1:40.364	174	Laurent HOFFMANN	1:19.179	25	5	Kevin KEYES	5:19.560	5:23.359	3.799
26	46	Rhys HARDISTY	2:22.282	14	Ilja CALJOUW	1:40.493	41	Aaron SPENCE	1:19.262	26	71	Phillip CROWE	5:24.816	5:24.816	0.000
27	80	Rasmus LINDSTRÖM	2:22.285	361	Ryan WHITEHALL	1:40.545	34	Liam CHAWKE	1:19.457	27	80	Rasmus LINDSTRÖM	5:25.159	5:25.159	0.000
28	71	Phillip CROWE	2:23.104	5	Kevin KEYES	1:40.776	35	Mark HEWITT	1:19.630	28	64	Grant THOMSON	5:25.567	5:27.052	1.485
29	10	James CHAWKE	2:24.061	44	Rob HODSON	1:40.892	44	Rob HODSON	1:19.679	29	44	Rob HODSON	5:27.076	5:27.076	0.000
30	8	Pontus R JÖSTLINGER	2:24.956	10	James CHAWKE	1:41.088	80	Rasmus LINDSTRÖM	1:19.785	30	10	James CHAWKE	5:25.765	5:27.505	1.740
31	15	Sam WEST	2:25.001	174	Laurent HOFFMANN	1:41.149	71	Phillip CROWE	1:19.797	31	361	Ryan WHITEHALL	5:26.843	5:28.309	1.466
32	109	Neil KERNOHAN	2:25.263	139	Dermot CLEARY	1:41.219	5	Kevin KEYES	1:19.897	32	34	Liam CHAWKE	5:26.436	5:28.349	1.913
33	74	Kamil HOLAN	2:25.635	41	Aaron SPENCE	1:41.280	43	Stephen DEGNAN	1:19.970	33	40	Maurizio BOTTALICO	5:16.941	5:29.303	12.362
34	91	Julian TRUMMER	2:25.969	311	Florian ASTNER	1:41.614	74	Kamil HOLAN	1:20.414	34	46	Rhys HARDISTY	5:26.622	5:29.535	2.913
35	64	Grant THOMSON	2:26.122	73	David BROOK	1:41.710	8	Pontus R JÖSTLINGER	1:20.495	35	74	Kamil HOLAN	5:29.596	5:29.596	0.000
36	42	Jonathan PERRY	2:26.470	30	Eddy FERRE	1:41.870	27	Barry GRAHAM	1:20.556	36	15	Sam WEST	5:29.406	5:30.209	0.803
37	44	Rob HODSON	2:26.505	71	Phillip CROWE	1:41.915	10	James CHAWKE	1:20.616	37	8	Pontus R JÖSTLINGER	5:28.580	5:30.671	2.091
38	88	Sean McTAGGART	2:26.705	212	Dean McMASTER	1:42.118	4	Michael RUTTER	1:20.716	38	109	Neil KERNOHAN	5:30.689	5:30.689	0.000
39	212	Dean McMASTER	2:27.314	33	Kieran BROCKIE	1:42.656	17	Michael EVANS	1:21.188	39	88	Sean McTAGGART	5:31.594	5:31.594	0.000
40	361	Ryan WHITEHALL	2:27.391	91	Julian TRUMMER	1:42.795	15	Sam WEST	1:21.219	40	14	Ilja CALJOUW	5:29.662	5:32.082	2.420
41	73	David BROOK	2:27.610	27	Barry GRAHAM	1:42.814	88	Sean McTAGGART	1:21.339	41	91	Julian TRUMMER	5:30.816	5:33.164	2.348
42	4	Michael RUTTER	2:27.700	46	Rhys HARDISTY	1:42.834	14	Ilja CALJOUW	1:21.346	42	212	Dean McMASTER	5:32.237	5:35.033	2.796
43	14	Ilja CALJOUW	2:27.823	80	Rasmus LINDSTRÖM	1:43.089	90	Craig KENNELLY	1:21.464	43	311	Florian ASTNER	5:37.991	5:37.991	0.000
44	43	Stephen DEGNAN	2:28.204	8	Pontus R JÖSTLINGER	1:43.129	46	Rhys HARDISTY	1:21.506	44	43	Stephen DEGNAN	5:32.808	5:38.302	5.494
45	27	Barry GRAHAM	2:29.121	15	Sam WEST	1:43.186	91	Julian TRUMMER	1:22.052	45	33	Kieran BROCKIE	5:36.487	5:38.390	1.903
46	174	Laurent HOFFMANN	2:29.734	109	Neil KERNOHAN	1:43.207	109	Neil KERNOHAN	1:22.219	46	4	Michael RUTTER	5:35.507	5:38.531	3.024
47	119	Kris DUNCAN	2:30.260	74	Kamil HOLAN	1:43.547	87	Emil KRCHNAVY	1:22.459	47	73	David BROOK	5:36.571	5:39.423	2.852
48	33	Kieran BROCKIE	2:30.317	88	Sean McTAGGART	1:43.550	212	Dean McMASTER	1:22.805	48	87	Emil KRCHNAVY	5:39.621	5:42.607	2.986
49	17	Michael EVANS	2:31.474	17	Michael EVANS	1:44.374	311	Florian ASTNER	1:22.858	49	174	Laurent HOFFMANN	5:30.062	5:47.115	17.053
50	87	Emil KRCHNAVY	2:32.410	43	Stephen DEGNAN	1:44.634	30	Eddy FERRE	1:23.394	50	53	Wayne BOURGEOIS	5:44.306	5:52.375	8.069
51	311	Florian ASTNER	2:33.519	87	Emil KRCHNAVY	1:44.752	33	Kieran BROCKIE	1:23.514	51	17	Michael EVANS	5:37.036	5:52.391	15.355
52	90	Craig KENNELLY	2:35.800	34	Liam CHAWKE	1:45.718	119	Kris DUNCAN	1:25.117	52	85	Olivier LUPBERGER	5:52.458	5:52.458	0.000
53	85	Olivier LUPBERGER	2:37.840	23	Marcus SIMPSON	1:45.777	6	Michael DUNLOP	1:25.275	53	90	Craig KENNELLY	5:43.671	5:53.912	10.241
54	53	Wayne BOURGEOIS	2:38.181	90	Craig KENNELLY	1:46.407	53	Wayne BOURGEOIS	1:25.859	54	119	Kris DUNCAN	5:42.121	5:53.966	11.845
55	30	Eddy FERRE	2:51.156	119	Kris DUNCAN	1:46.744	85	Olivier LUPBERGER	1:26.038						



# BRIGGS EQUIPMENT NORTH WEST 200

## SUPERBIKE

### Q1: First Qualifying

## SECTOR ANALYSIS

Perfect Lap (sum of best sectors) = **4:46.551**



4 Michael RUTTER	1:47.091	73 David BROOK	1:27.251	55 27 Barry GRAHAM	5:32.491	6:12.412	39.921
19 Jean Pierre POLET	1:47.867			56 30 Eddy FERRE	5:56.420	6:36.629	40.209
28 Darryl ANDERSON	1:48.545			57 19 Jean Pierre POLET		9:16.348	
85 Olivier LUPBERGER	1:48.580			58 28 Darryl ANDERSON		15:05.045	
37 Barry BURRELL	1:51.967			59 6 Michael DUNLOP		25:01.601	
9 Erno KOSTAMO	1:56.976						
55 Leon JEACOCK	2:06.520						
69 Darragh TRAPPE	3:33.111						



# BRIGGS EQUIPMENT NORTH WEST 200

## SUPERBIKE

Q1: First Qualifying  
Wednesday, 06 May 2026



# NW200

## SPEED TRAP ON APPROACH TO UNIVERSITY

Class	No/Name	Fastest	Lap 1	Lap 2	Lap 3	Lap 4	Lap 5	Lap 6	Lap 7	Lap 8	Lap 9	Lap 10	Lap 11	Lap 12
SBK	2 Glenn IRWIN	196.9	170.9	155.1	176.3	193.5	195.2	153.0	191.3	196.9				
SBK	3 Dean HARRISON	196.9	196.9	196.9	194.6	182.5	189.7	180.0	191.8	186.5	195.7			
SBK	79 Storm STACEY	195.7	158.1	151.6	169.6	169.2	190.2	195.7						
SBK	47 Richard COOPER	194.0	189.1	194.0	182.0	135.2	173.1	174.4	184.5	127.5				
SBK	13 Gary McCOY	194.0	159.6	194.0	179.1	176.7	150.0	176.7	181.5	178.6	181.0			
SBK	12 Ian HUTCHINSON	194.0	149.6	180.0	183.5	178.1	183.5	181.5	164.6	191.8	194.0			
SBK	60 Peter HICKMAN	193.5	161.9	190.2	165.4	190.7	191.8	193.5	192.4	176.7				
SBK	16 Mike BROWNE	192.9	172.6	168.3	147.3	145.7	168.7	191.3	192.9	165.0				
SBK	59 Darryl TWEED	190.2	143.6	153.4	132.3	118.5	160.7	174.0	167.5	190.2				
SBK	35 Mark HEWITT	188.1	148.0	153.7	133.3	158.4	163.4	188.1						
SBK	25 Josh BROOKES	187.0	164.6	157.3	148.0	178.6	187.0	174.9	125.6					
SBK	91 Julian TRUMMER	184.5	157.7	138.8	153.0	171.3	169.2	184.5						
SBK	41 Aaron SPENCE	184.0	138.8	184.0	159.6	144.2	158.1	158.4						
SBK	22 Paul JORDAN	182.0	168.7	162.6	182.0	143.3								
SBK	14 Ilja CALJOUW	181.0	181.0	149.6	165.4	156.2	161.5	177.7	180.0					
SBK	10 James CHAWKE	179.5	150.6	141.2	152.7	141.7	151.3	179.5						
SBK	92 Mitch REES	179.5	158.1	169.2	174.4	154.8	179.5							
SBK	30 Eddy FERRE	179.1	117.3	157.7	132.0	179.1								
SBK	29 David JOHNSON	177.7	171.8	129.7	164.6	167.9	173.1	175.3	176.7	177.7				
SBK	1 John McGUINNESS	177.2	176.3	177.2	149.6	168.3	175.3	173.5	161.1					
SBK	96 Dominic HERBERTSON	176.7	166.7	170.0	176.7									
SBK	6 Michael DUNLOP	176.3	176.3	169.2										
SBK	119 Kris DUNCAN	175.8	175.8	130.7	106.9	141.2	124.9	163.4						
SBK	34 Liam CHAWKE	175.8	161.9	175.3	175.8									
SBK	46 Rhys HARDISTY	173.5	155.1	158.1	150.3	153.4	157.7	173.5						
SBK	42 Jonathan PERRY	173.5	173.5	135.5	145.7	168.3	172.6							
SBK	44 Rob HODSON	171.8	152.7	139.7	163.8	171.8								
SBK	64 Grant THOMSON	171.8	168.3	147.7	171.8	170.0								
SBK	139 Dermot CLEARY	171.3	137.7	155.1	171.3									
SBK	5 Kevin KEYES	170.5	145.1	170.5	149.3	162.6	158.1							
SBK	21 Marty LENNON	170.5	170.5	139.1	153.4									
SBK	20 Carl PHILLIPS	169.2	146.1	155.1	123.3	156.6	144.2	169.2						
SBK	33 Kieran BROCKIE	169.2	165.0	169.2										
SBK	15 Sam WEST	166.2	144.8	166.2	150.0									
SBK	17 Michael EVANS	165.8	152.7	145.7	144.5	143.6	147.7	165.8						
SBK	73 David BROOK	165.4	165.4	139.4	123.1									
SBK	19 Jean Pierre POLET	165.0	81.8	165.0										
SBK	87 Emil KRCHNAVY	163.4	120.2	155.9	92.4	128.0	163.4	162.6	156.6	162.6				
SBK	40 Maurizio BOTTALICO	163.4	163.4	148.0	118.1									
SBK	311 Florian ASTNER	163.4	163.4	136.0	116.3	148.3	158.4							
SBK	4 Michael RUTTER	162.2	162.2	152.0										
SBK	361 Ryan WHITEHALL	161.9	125.4	140.0	134.9	117.9	151.0	158.4	161.9					
SBK	174 Laurent HOFFMANN	160.7	139.4	150.6	160.7	130.5								
SBK	53 Wayne BOURGEAIS	160.3	138.8	160.3	141.5	132.0	158.8	147.0	151.0					
SBK	80 Rasmus LINDSTRÖM	160.3	160.3	159.9	143.0	130.7								
SBK	88 Sean McTAGGART	159.6	136.9	144.8	159.6									
SBK	90 Craig KENNELLY	159.2	135.5	129.5	106.4	142.7	140.3	149.3	159.2					
SBK	66 Ryan GIBSON	157.3	157.3	156.6	148.3									
SBK	28 Darryl ANDERSON	156.2	154.8	156.2										
SBK	8 Pontus RÖSTLINGER	156.2	156.2	152.0	150.6	126.6								
SBK	212 Dean McMASTER	155.1	153.0	136.9	142.0	155.1	125.9							



# BRIGGS EQUIPMENT NORTH WEST 200

## SUPERBIKE

Q1: First Qualifying  
Wednesday, 06 May 2026



# NW200

## SPEED TRAP ON APPROACH TO UNIVERSITY

Class	No/Name	Fastest	Lap 1	Lap 2	Lap 3	Lap 4	Lap 5	Lap 6	Lap 7	Lap 8	Lap 9	Lap 10	Lap 11	Lap 12
SBK	74 Kamil HOLAN	<b>155.1</b>	122.0	153.0	145.4	144.2	123.8	<u>155.1</u>	147.0					
SBK	27 Barry GRAHAM	<b>154.8</b>	<u>154.8</u>	143.0	142.7									
SBK	71 Phillip CROWE	<b>154.4</b>	142.0	153.4	<u>154.4</u>									
SBK	43 Stephen DEGNAN	<b>152.7</b>	128.7	113.2	136.9	126.3	137.1	150.6	148.0	<u>152.7</u>				
SBK	134 Don GILBERT	<b>150.6</b>	146.4	121.1	142.7	143.6	<u>150.6</u>							
SBK	109 Neil KERNOHAN	<b>150.0</b>	122.4	148.0	<u>150.0</u>	130.5								
SBK	55 Leon JEACOCK	<b>140.9</b>	<u>140.9</u>											
SBK	85 Olivier LUPBERGER	<b>140.6</b>	<u>140.6</u>	132.5	116.5	137.4								
SBK	69 Darragh TRAPPE	<b>136.0</b>	<u>136.0</u>											
SBK	23 Marcus SIMPSON	<b>126.8</b>	<u>126.8</u>											
SBK	37 Barry BURRELL	<b>125.2</b>	<u>125.2</u>											
SBK	9 Erno KOSTAMO	<b>123.1</b>	<u>123.1</u>											


# BRIGGS EQUIPMENT NORTH WEST 200 SUPERBIKE

Q5: Second Qualifying  
Thursday, 07 May 2026



Pos	Class	No	Name	Machine / Sponsor	Qualifying Time	Qualifying Speed		Total Laps	Qualifying Laps	
					5:09.043	Best Lap	Speed			
					Time	Behind	Speed	On		
					-----	-----	-----	-----		
<b>Qualifying Classification</b>										
1	SBK	3	Dean HARRISON	Honda - Honda Racing	4:19.165		124.600	7	7	7
2	SBK	2	Glenn IRWIN	Ducati - Nitrous Competitions Racing	4:21.493	2.328	123.491	3	7	5
3	SBK	47	Richard COOPER	BMW - SMS / Nicholl Oils Racing	4:23.308	4.143	122.640	5	6	5
4	SBK	25	Josh BROOKES	Honda - DAO Racing	4:23.734	4.569	122.442	6	6	5
5	SBK	6	Michael DUNLOP	Honda	4:24.199	5.034	122.226	6	6	4
6	SBK	79	Storm STACEY	Ducati - Bathams AJN Racing	4:24.300	5.135	122.179	6	6	5
7	SBK	12	Ian HUTCHINSON	BMW - Team RST	4:25.359	6.194	121.692	4	6	5
8	SBK	60	Peter HICKMAN	BMW - Monster BMW Motorrad	4:25.649	6.484	121.559	5	6	4
9	SBK	9	Erno KOSTAMO	BMW - RVS Motorsport	4:27.136	7.971	120.882	5	6	4
10	SBK	1	John McGUINNESS	Honda - Honda Racing	4:27.459	8.294	120.736	7	7	7
11	SBK	16	Mike BROWNE	Honda - MB Racing/Russell Racing	4:29.409	10.244	119.862	5	6	5
12	SBK	22	Paul JORDAN	Honda - Jackson Racing by Prosper2	4:29.543	10.378	119.803	2	6	4
13	SBK	65	Michael SWEENEY	BMW - MJR Racing	4:29.917	10.752	119.637	3	4	3
14	SBK	29	David JOHNSON	Kawasaki - Platinum Club Racing Kawasaki	4:29.967	10.802	119.615	7	7	6
15	SBK	96	Dominic HERBERTSON	BMW - KTS Racing	4:30.369	11.204	119.437	3	5	5
16	SBK	174	Laurent HOFFMANN	BMW - Hoffmann by MRP	4:32.076	12.911	118.687	5	6	5
17	SBK	23	Marcus SIMPSON	Honda - WH Racing	4:32.697	13.532	118.417	5	6	5
18	SBK	71	Phillip CROWE	BMW - Crowe Performance	4:33.127	13.962	118.231	3	4	3
19	SBK	59	Darryl TWEED	Honda - JLR BY Ability Energy Ltd	4:33.508	14.343	118.066	5	7	6
20	SBK	17	Michael EVANS	Honda - Dafabet Racing	4:34.060	14.895	117.828	2	3	2
21	SBK	20	Carl PHILLIPS	BMW - Bell Bikesport B&W Racing	4:34.464	15.299	117.655	2	7	5
22	SBK	15	Sam WEST	BMW - Moto-Hub.co.uk	4:34.605	15.440	117.594	6	6	5
23	SBK	92	Mitch REES	Honda - Milenco by Padgett's Motorcycles	4:34.844	15.679	117.492	6	6	4
24	SBK	10	James CHAWKE	BMW - Chawkie Racing	4:35.734	16.569	117.113	6	7	6
25	SBK	37	Barry BURRELL	BMW - Halliwell Jones BMW	4:36.537	17.372	116.773	4	4	3
26	SBK	42	Jonathan PERRY	Honda - Gordon Huxley Racing	4:36.643	17.478	116.728	2	4	3
27	SBK	5	Kevin KEYES	Honda - Daracore Racing	4:38.411	19.246	115.987	2	6	4
28	SBK	13	Gary McCOY	BMW - MadBros Racing	4:38.613	19.448	115.903	5	6	4
29	SBK	30	Eddy FERRE	Honda - Optimark Road Racing	4:39.246	20.081	115.640	7	7	6
30	SBK	40	Maurizio BOTTALICO	BMW - Crowe Performance	4:40.040	20.875	115.312	5	5	4
31	SBK	11	Amalric BLANC	Yamaha - Never Be Clever Racing	4:41.853	22.688	114.570	5	6	5
32	SBK	109	Neil KERNOHAN	BMW - Kernohan Racing	4:41.982	22.817	114.518	5	5	4
33	SBK	212	Dean McMASTER	Kawasaki - AIR NI Racing	4:43.186	24.021	114.031	7	7	6
34	SBK	361	Ryan WHITEHALL	Suzuki - WR Racing	4:43.339	24.174	113.969	3	5	2
35	SBK	4	Michael RUTTER	Ducati - Bathams AJN Racing	4:43.464	24.299	113.919	2	3	2
36	SBK	35	Mark HEWITT	BMW - Gibson Motors/Firewood Supplies	4:44.210	25.045	113.620	4	5	4
37	SBK	134	Don GILBERT	Yamaha - Parker Car Transport Racing	4:44.246	25.081	113.606	3	6	3
38	SBK	44	Rob HODSON	Honda - SMT Racing	4:44.370	25.205	113.556	4	4	3
39	SBK	46	Rhys HARDISTY	Honda - RH Racing	4:44.779	25.614	113.393	6	6	5
40	SBK	64	Grant THOMSON	Suzuki - IOM Bike Storage/Gorilla Racing	4:45.627	26.462	113.057	2	6	4
41	SBK	73	David BROOK	BMW - brooksuspension.com	4:46.767	27.602	112.607	6	7	6
42	SBK	21	Marty LENNON	BMW	4:47.051	27.886	112.496	2	5	4
43	SBK	88	Sean McTAGGART	BMW - Smith's Garage Contin	4:47.639	28.474	112.266	4	6	5
44	SBK	234	Fedrik MATTHYS	BMW - Hoffmann by MRP	4:47.675	28.510	112.252	5	6	4
45	SBK	119	Kris DUNCAN	Yamaha - KD/TCC Racing	4:48.528	29.363	111.920	2	4	2
46	SBK	14	Ilja CALJOUW	Kawasaki - Performance Racing Achterhoek	4:49.496	30.331	111.546	6	6	4
47	SBK	55	Leon JEACOCK	Honda	4:49.762	30.597	111.443	2	3	2
48	SBK	28	Darryl ANDERSON	Honda	4:50.269	31.104	111.249	2	4	3
49	SBK	53	Wayne BOURGEGAIS	Yamaha - Basomba Racing/La Bécanerie	4:51.988	32.823	110.594	4	5	4
50	SBK	311	Florian ASTNER	BMW	4:52.273	33.108	110.486	5	6	5
51	SBK	90	Craig KENNELLY	Honda - I-HV Racing	4:52.378	33.213	110.446	6	6	5
52	SBK	32	Martin MORRIS	Honda - Redspeed International	4:52.562	33.397	110.377	6	6	5
53	SBK	34	Liam CHAWKE	Suzuki - Chawkie Racing SC	4:54.567	35.402	109.625	4	6	5

Provisional result to be confirmed by the Stewards of the Meeting subject to completion of technical inspections & the time limit for protests

Circuit	<b>The Triangle</b>	Signed	Organising Club	<b>Coleraine &amp; District MC</b>
Length(miles)	<b>8.9700</b> Lap 1 (8.8300)		Qualifying Started	<b>17:33</b>
Weather	<b>Cloudy</b>	Chief Timekeeper		
Track	<b>Dry, 21°C</b>	Issued At: 18:20		



**BRIGGS EQUIPMENT NORTH WEST 200  
SUPERBIKE**


**Q5: Second Qualifying  
Thursday, 07 May 2026**



					Qualifying Time	5:09.043			Qualifying Speed	104.49	
Pos	Class	No	Name	Machine / Sponsor	Time	Best Lap	Speed	On	Total Laps	Qualifying Laps	
<u>Qualifying Classification</u>											
54	SBK	85	Olivier LUPBERGER	Yamaha - Team Lupi by Heidger Motorsport	4:56.178	37.013	109.029	2	5	4	
55	SBK	80	Rasmus LINDSTRÖM	Honda - Swedish Race Parts	4:57.558	38.393	108.523	4	6	3	
56	SBK	139	Dermot CLEARY	Suzuki	4:59.602	40.437	107.783	2	3	2	
57	SBK	87	Emil KRCHNAVY	Kawasaki - KRS Racing	5:00.805	41.640	107.352	5	6	3	
58	SBK	121	Liam THORNTON	Honda - Thornton Racing	5:02.487	43.322	106.755	5	6	3	
59	SBK	19	Jean Pierre POLET	BMW - Road's Warrior	5:03.005	43.840	106.572	3	6	3	
60	SBK	33	Kieran BROCKIE	Suzuki - WR Racing	5:03.783	44.618	106.300	6	6	5	
<u>Non Qualifiers</u>											
	SBK	66	Ryan GIBSON	BMW - Gibson Motors/Firewood Supplies	5:09.921	50.756	104.194	2	2	0	
	SBK	43	Stephen DEGNAN	Kawasaki	5:12.150	52.985	103.450	3	5	0	
	SBK	91	Julian TRUMMER	BMW - Smith Racing	5:32.030	1:12.865	97.256	2	2	0	
	SBK	41	Aaron SPENCE	Honda	9:07.471	4:48.306	58.984	1	1	0	

**Amalric BLANC is No 11 in this class, not No 25**

Provisional result to be confirmed by the Stewards of the Meeting subject to completion of technical inspections & the time limit for protests Page 2 / 2

Circuit	<b>The Triangle</b>	Signed		Organising Club	<b>Coleraine &amp; District MC</b>
Length(miles)	<b>8.9700</b> Lap 1 (8.8300)	Chief Timekeeper		Qualifying Started	<b>17:33</b>
Weather	<b>Cloudy</b>	Issued At:	18:20		
Track	<b>Dry, 21°C</b>				



## SUPERBIKE

Q5: Second Qualifying

Thursday, 07 May 2026

## DETAILED SECTOR ANALYSIS

### Qualifying Classification

Position

**1** **3 Dean HARRISON**

SBK Behind

Best Time **4:19.165** Best Speed **124.600** On **7** Gp

Lap	Lap Time	Lap Speed	Sector 1	Sector 2	Sector 3	Speed Trap
1	4:48.109	110.333		1:23.743	1:05.232	<b>202.8</b>
2	4:22.040	123.233	1:54.977	1:22.857	1:04.206	<b>202.8</b>
3	4:21.269	123.597	1:55.142	1:22.511	1:03.616	201.6
4	4:20.302	124.056	1:55.157	1:22.130	<b>1:03.015</b>	201.0
5	4:23.243	122.670	1:54.535	1:24.688	1:04.020	201.0
6	4:20.332	124.042	1:54.786	1:22.408	1:03.138	200.4
7	<b>4:19.165</b>	<b>124.600</b>	<b>1:54.087</b>	<b>1:21.746</b>	1:03.332	201.0
<i>Ideal</i>	<i>4:18.848</i>	<i>124.753</i>	<i>1:54.087</i>	<i>1:21.746</i>	<i>1:03.015</i>	<i>202.8</i>

**2** **2 Glenn IRWIN**

SBK Behind **2.328**

Best Time **4:21.493** Best Speed **123.491** On **3** Gp

Lap	Lap Time	Lap Speed	Sector 1	Sector 2	Sector 3	Speed Trap
1	5:58.165	88.752		1:26.651	1:08.198	192.4
2	4:25.900	121.444	1:58.177	1:23.499	1:04.224	<b>203.4</b>
3	<b>4:21.493</b>	<b>123.491</b>	1:55.919	1:22.160	<b>1:03.414</b>	202.8
4	4:25.942	121.425	1:57.409	1:22.660		201.0
5	6:49.313	78.893		1:24.488	1:06.308	200.4
6	4:29.553	119.798	2:03.199	1:22.070	1:04.284	<b>203.4</b>
7	4:33.878	117.907	<b>1:54.977</b>	<b>1:21.361</b>		201.6
<i>Ideal</i>	<i>4:19.752</i>	<i>124.319</i>	<i>1:54.977</i>	<i>1:21.361</i>	<i>1:03.414</i>	<i>203.4</i>

**3** **47 Richard COOPER**

SBK Behind **4.143**

Best Time **4:23.308** Best Speed **122.640** On **5** Gp

Lap	Lap Time	Lap Speed	Sector 1	Sector 2	Sector 3	Speed Trap
1	5:04.655	104.341		1:23.262	1:08.686	<b>198.6</b>
2	5:01.135	107.234	2:16.463	1:33.628		197.5
3	9:56.361	54.148		1:22.952	1:05.546	197.5
4	4:26.572	121.138	1:57.840	1:23.434	1:05.298	198.0
5	<b>4:23.308</b>	<b>122.640</b>	1:56.354	1:23.050	<b>1:03.904</b>	196.3
6	4:27.183	120.861	<b>1:55.279</b>	<b>1:22.505</b>		196.9
<i>Ideal</i>	<i>4:21.688</i>	<i>123.399</i>	<i>1:55.279</i>	<i>1:22.505</i>	<i>1:03.904</i>	<i>198.6</i>

### Qualifying Classification

Position

**4** **25 Josh BROOKES**

SBK Behind **4.569**

Best Time **4:23.734** Best Speed **122.442** On **6** Gp

Lap	Lap Time	Lap Speed	Sector 1	Sector 2	Sector 3	Speed Trap
1	5:00.694	105.715		1:24.462	1:10.378	<b>200.4</b>
2	4:29.238	119.938	1:58.556	1:24.907	1:05.775	199.8
3	4:30.020	119.591	1:58.145	1:24.594		199.8
4	8:57.451	60.084		1:24.580	1:05.523	198.6
5	4:26.326	121.250	1:57.276	1:24.113	1:04.937	198.6
6	<b>4:23.734</b>	<b>122.442</b>	<b>1:56.307</b>	<b>1:23.436</b>	<b>1:03.991</b>	199.8
<i>Ideal</i>	<i>4:23.734</i>	<i>122.442</i>	<i>1:56.307</i>	<i>1:23.436</i>	<i>1:03.991</i>	<i>200.4</i>

**5** **6 Michael DUNLOP**

SBK Behind **5.034**

Best Time **4:24.199** Best Speed **122.226** On **6** Gp

Lap	Lap Time	Lap Speed	Sector 1	Sector 2	Sector 3	Speed Trap
1	7:19.080	72.397		1:27.776	1:08.424	202.8
2	4:26.064	121.369	1:57.583	1:23.589	1:04.892	<b>204.0</b>
3	4:34.020	117.845	1:58.125	1:25.064		<b>204.0</b>
4	7:36.721	70.704		1:24.071	1:08.874	201.0
5	4:24.517	122.079	<b>1:56.751</b>	<b>1:22.637</b>	1:05.129	203.4
6	<b>4:24.199</b>	<b>122.226</b>	1:57.112	1:22.963	<b>1:04.124</b>	202.8
<i>Ideal</i>	<i>4:23.512</i>	<i>122.545</i>	<i>1:56.751</i>	<i>1:22.637</i>	<i>1:04.124</i>	<i>204.0</i>

**6** **79 Storm STACEY**

SBK Behind **5.135**

Best Time **4:24.300** Best Speed **122.179** On **6** Gp

Lap	Lap Time	Lap Speed	Sector 1	Sector 2	Sector 3	Speed Trap
1	5:09.031	102.863		1:25.539	1:05.919	192.9
2	4:27.003	120.942	1:57.807	1:24.131	1:05.065	<b>201.6</b>
3	4:25.047	121.835	1:57.155	<b>1:23.653</b>	1:04.239	196.9
4	4:36.074	116.969	2:01.209	1:26.558		194.6
5	11:55.383	45.139		1:25.773	1:05.173	195.7
6	<b>4:24.300</b>	<b>122.179</b>	<b>1:56.357</b>	1:24.082	<b>1:03.861</b>	195.7
<i>Ideal</i>	<i>4:23.871</i>	<i>122.378</i>	<i>1:56.357</i>	<i>1:23.653</i>	<i>1:03.861</i>	<i>201.6</i>

### Qualifying Classification

Position

**7** 12 Ian HUTCHINSON

SBK Behind 6.194

Best Time 4:25.359 Best Speed 121.692 On 4 Gp

Lap	Lap Time	Lap Speed	Sector 1	Sector 2	Sector 3	Speed Trap
1	4:52.645	108.623		1:24.712	1:05.402	196.3
2	4:27.030	120.930	1:57.327	1:24.541	1:05.162	<b>201.0</b>
3	4:25.903	121.443	1:57.436	<b>1:23.761</b>	1:04.706	198.6
4	<b>4:25.359</b>	<b>121.692</b>	<b>1:56.792</b>	1:23.872	<b>1:04.695</b>	199.2
5	4:57.907	108.396	2:02.568	1:43.788		196.3
6	8:45.869	61.407		1:24.356	1:05.089	199.8
<i>Ideal</i>	<i>4:25.248</i>	<i>121.743</i>	<i>1:56.792</i>	<i>1:23.761</i>	<i>1:04.695</i>	<i>201.0</i>

**8** 60 Peter HICKMAN

SBK Behind 6.484

Best Time 4:25.649 Best Speed 121.559 On 5 Gp

Lap	Lap Time	Lap Speed	Sector 1	Sector 2	Sector 3	Speed Trap
1	7:12.809	73.446		1:24.878	1:07.190	202.2
2	4:26.545	121.150	1:58.174	1:23.504	1:04.867	201.6
3	4:32.668	118.430	2:00.836	1:23.519		196.9
4	9:12.926	58.402		1:23.557	1:04.774	200.4
5	<b>4:25.649</b>	<b>121.559</b>	<b>1:58.015</b>	<b>1:23.113</b>	<b>1:04.521</b>	<b>203.4</b>
6	4:31.633	118.881	1:58.226	1:24.047		194.0
<i>Ideal</i>	<i>4:25.649</i>	<i>121.559</i>	<i>1:58.015</i>	<i>1:23.113</i>	<i>1:04.521</i>	<i>203.4</i>

**9** 9 Erno KOSTAMO

SBK Behind 7.971

Best Time 4:27.136 Best Speed 120.882 On 5 Gp

Lap	Lap Time	Lap Speed	Sector 1	Sector 2	Sector 3	Speed Trap
1	6:22.709	83.060		1:30.759		190.7
2	6:23.810	84.135		1:28.701	1:09.513	186.5
3	4:38.526	115.939	2:02.616	1:28.257	1:07.653	195.2
4	4:28.055	120.468	1:58.397	<b>1:24.434</b>	<b>1:05.224</b>	<b>200.4</b>
5	<b>4:27.136</b>	<b>120.882</b>	<b>1:57.371</b>	1:24.486	1:05.279	199.2
6	4:46.174	112.840	2:02.765	1:27.649		190.7
<i>Ideal</i>	<i>4:27.029</i>	<i>120.931</i>	<i>1:57.371</i>	<i>1:24.434</i>	<i>1:05.224</i>	<i>200.4</i>

### Qualifying Classification

Position

**10** 1 John McGUINNESS

SBK Behind 8.294

Best Time 4:27.459 Best Speed 120.736 On 7 Gp

Lap	Lap Time	Lap Speed	Sector 1	Sector 2	Sector 3	Speed Trap
1	5:06.782	103.618		1:26.431	1:08.078	195.7
2	4:38.273	116.044	2:00.657	1:27.674	1:09.942	189.1
3	4:34.095	117.813	2:03.319	1:25.141	1:05.635	195.2
4	4:28.176	120.413	1:58.055	1:24.948	1:05.173	<b>196.3</b>
5	4:34.864	117.484	2:00.498	1:27.188	1:07.178	195.2
6	4:36.154	116.935	2:03.713	1:26.158	1:06.283	192.9
7	<b>4:27.459</b>	<b>120.736</b>	<b>1:58.025</b>	<b>1:24.616</b>	<b>1:04.818</b>	195.2
<i>Ideal</i>	<i>4:27.459</i>	<i>120.736</i>	<i>1:58.025</i>	<i>1:24.616</i>	<i>1:04.818</i>	<i>196.3</i>

**11** 16 Mike BROWNE

SBK Behind 10.244

Best Time 4:29.409 Best Speed 119.862 On 5 Gp

Lap	Lap Time	Lap Speed	Sector 1	Sector 2	Sector 3	Speed Trap
1	10:58.692	48.259		1:28.260	1:09.047	189.1
2	4:32.775	118.383	2:00.862	1:25.872	1:06.041	196.9
3	4:30.181	119.520	1:58.741	1:25.666	<b>1:05.774</b>	188.1
4	4:30.101	119.555	1:58.856	1:25.258	1:05.987	191.8
5	<b>4:29.409</b>	<b>119.862</b>	<b>1:58.189</b>	<b>1:25.248</b>	1:05.972	<b>197.5</b>
6	4:30.614	119.329	1:59.307	1:25.430	1:05.877	188.6
<i>Ideal</i>	<i>4:29.211</i>	<i>119.951</i>	<i>1:58.189</i>	<i>1:25.248</i>	<i>1:05.774</i>	<i>197.5</i>

**12** 22 Paul JORDAN

SBK Behind 10.378

Best Time 4:29.543 Best Speed 119.803 On 2 Gp

Lap	Lap Time	Lap Speed	Sector 1	Sector 2	Sector 3	Speed Trap
1	5:06.928	103.568		1:25.343	1:07.033	185.5
2	<b>4:29.543</b>	<b>119.803</b>	1:59.470	1:25.231	<b>1:04.842</b>	195.2
3	5:40.869	94.734	2:18.339	1:57.760		141.2
4	8:16.792	65.001		1:25.230	1:06.248	<b>195.7</b>
5	4:31.452	118.960	1:59.484	1:25.131	1:06.837	187.6
6	4:30.004	119.598	<b>1:59.152</b>	<b>1:25.027</b>	1:05.825	192.9
<i>Ideal</i>	<i>4:29.021</i>	<i>120.035</i>	<i>1:59.152</i>	<i>1:25.027</i>	<i>1:04.842</i>	<i>195.7</i>

## SUPERBIKE

Q5: Second Qualifying

Thursday, 07 May 2026

## DETAILED SECTOR ANALYSIS

### Qualifying Classification

Position

**13** **65 Michael SWEENEY**

SBK Behind **10.752**

Best Time **4:29.917** Best Speed **119.637** On **3** Gp

Lap	Lap Time	Lap Speed	Sector 1	Sector 2	Sector 3	Speed Trap
1	5:12.874	101.600		1:26.414	1:06.921	190.7
2	4:30.556	119.354	1:59.525	1:24.835	<b>1:06.196</b>	191.8
3	<b>4:29.917</b>	<b>119.637</b>	<b>1:59.064</b>	<b>1:24.518</b>	1:06.335	191.8
4	4:52.850	110.268	2:14.748	1:26.763		<b>194.0</b>
<i>Ideal</i>	<i>4:29.778</i>	<i>119.698</i>	<i>1:59.064</i>	<i>1:24.518</i>	<i>1:06.196</i>	<i>194.0</i>

**14** **29 David JOHNSON**

SBK Behind **10.802**

Best Time **4:29.967** Best Speed **119.615** On **7** Gp

Lap	Lap Time	Lap Speed	Sector 1	Sector 2	Sector 3	Speed Trap
1	5:09.591	102.677		1:28.199	1:07.072	193.5
2	4:33.287	118.161	2:00.188	1:26.265	1:06.834	<b>194.0</b>
3	4:32.340	118.572	2:00.580	1:25.967	1:05.793	193.5
4	4:33.024	118.275	2:00.887	1:26.503	<b>1:05.634</b>	190.7
5	4:34.400	117.682	2:00.169	1:27.123	1:07.108	192.9
6	4:36.002	116.999	2:03.703	1:26.404	1:05.895	192.9
7	<b>4:29.967</b>	<b>119.615</b>	<b>1:58.653</b>	<b>1:25.596</b>	1:05.718	193.5
<i>Ideal</i>	<i>4:29.883</i>	<i>119.652</i>	<i>1:58.653</i>	<i>1:25.596</i>	<i>1:05.634</i>	<i>194.0</i>

**15** **96 Dominic HERBERTSON**

SBK Behind **11.204**

Best Time **4:30.369** Best Speed **119.437** On **3** Gp

Lap	Lap Time	Lap Speed	Sector 1	Sector 2	Sector 3	Speed Trap
1	5:08.669	102.984		1:26.722	1:06.801	188.1
2	4:31.706	118.849	1:59.537	1:26.252	<b>1:05.917</b>	194.0
3	<b>4:30.369</b>	<b>119.437</b>	1:58.856	<b>1:25.443</b>	1:06.070	<b>195.7</b>
4	4:34.000	117.854	<b>1:58.234</b>	1:25.995	1:09.771	<b>195.7</b>
5	4:49.649	111.487	2:00.361	1:27.795		192.9
<i>Ideal</i>	<i>4:29.594</i>	<i>119.780</i>	<i>1:58.234</i>	<i>1:25.443</i>	<i>1:05.917</i>	<i>195.7</i>

### Qualifying Classification

Position

**16** **174 Laurent HOFFMANN**

SBK Behind **12.911**

Best Time **4:32.076** Best Speed **118.687** On **5** Gp

Lap	Lap Time	Lap Speed	Sector 1	Sector 2	Sector 3	Speed Trap
1	6:03.535	87.441		1:31.978	1:11.114	161.1
2	4:46.611	112.668	2:09.139	1:29.278	1:08.194	170.0
3	4:34.516	117.632	2:01.374	1:26.695	1:06.447	192.9
4	4:38.603	115.907	2:04.382	1:27.152	1:07.069	192.4
5	<b>4:32.076</b>	<b>118.687</b>	<b>2:00.573</b>	<b>1:25.599</b>	<b>1:05.904</b>	187.0
6	4:45.016	113.299	2:03.587	1:30.819		<b>194.0</b>
<i>Ideal</i>	<i>4:32.076</i>	<i>118.687</i>	<i>2:00.573</i>	<i>1:25.599</i>	<i>1:05.904</i>	<i>194.0</i>

**17** **23 Marcus SIMPSON**

SBK Behind **13.532**

Best Time **4:32.697** Best Speed **118.417** On **5** Gp

Lap	Lap Time	Lap Speed	Sector 1	Sector 2	Sector 3	Speed Trap
1	5:49.420	90.974		1:33.452	1:08.823	187.6
2	4:38.182	116.082	2:04.162	1:27.532	<b>1:06.488</b>	178.6
3	4:59.177	107.936	2:02.145	1:49.422	1:07.610	189.7
4	4:35.648	117.149	2:01.673	1:26.920	1:07.055	<b>191.3</b>
5	<b>4:32.697</b>	<b>118.417</b>	<b>2:00.101</b>	<b>1:25.948</b>	1:06.648	184.5
6	4:39.260	115.634	2:02.015	1:27.649		187.6
<i>Ideal</i>	<i>4:32.537</i>	<i>118.487</i>	<i>2:00.101</i>	<i>1:25.948</i>	<i>1:06.488</i>	<i>191.3</i>

**18** **71 Phillip CROWE**

SBK Behind **13.962**

Best Time **4:33.127** Best Speed **118.231** On **3** Gp

Lap	Lap Time	Lap Speed	Sector 1	Sector 2	Sector 3	Speed Trap
1	7:27.682	71.006		1:27.634	1:06.467	185.0
2	4:34.229	117.756	2:02.028	<b>1:26.822</b>	1:05.379	<b>186.0</b>
3	<b>4:33.127</b>	<b>118.231</b>	<b>2:00.779</b>	1:27.367	<b>1:04.981</b>	<b>186.0</b>
4	4:45.195	113.228	2:06.254	1:28.751		183.5
<i>Ideal</i>	<i>4:32.582</i>	<i>118.467</i>	<i>2:00.779</i>	<i>1:26.822</i>	<i>1:04.981</i>	<i>186.0</i>

## SUPERBIKE

Q5: Second Qualifying

Thursday, 07 May 2026

## DETAILED SECTOR ANALYSIS

### Qualifying Classification

Position

**19** **59 Darryl TWEED**

SBK Behind **14.343**  
Best Time **4:33.508** Best Speed **118.066** On **5** Gp

Lap	Lap Time	Lap Speed	Sector 1	Sector 2	Sector 3	Speed Trap
1	5:14.885	100.951		1:27.069	1:07.348	<b>198.0</b>
2	4:33.740	117.966	2:01.359	<b>1:25.679</b>	1:06.702	194.6
3	4:34.331	117.712	2:01.617	1:26.325	<b>1:06.389</b>	191.8
4	4:35.172	117.352	2:01.094	1:27.284	1:06.794	196.3
5	<b>4:33.508</b>	<b>118.066</b>	2:01.190	1:25.819	1:06.499	195.7
6	4:33.724	117.973	<b>2:00.309</b>	1:26.521	1:06.894	191.8
7	5:00.103	107.603	2:01.593	1:38.595		194.0
<i>Ideal</i>	<i>4:32.377</i>	<i>118.556</i>	<i>2:00.309</i>	<i>1:25.679</i>	<i>1:06.389</i>	<i>198.0</i>

**20** **17 Michael EVANS**

SBK Behind **14.895**  
Best Time **4:34.060** Best Speed **117.828** On **2** Gp

Lap	Lap Time	Lap Speed	Sector 1	Sector 2	Sector 3	Speed Trap
1	5:14.342	101.126		1:26.612	1:07.813	178.6
2	<b>4:34.060</b>	<b>117.828</b>	<b>2:01.607</b>	<b>1:25.761</b>	<b>1:06.692</b>	<b>196.9</b>
3	4:40.864	114.974	2:02.434	1:27.357		191.3
<i>Ideal</i>	<i>4:34.060</i>	<i>117.828</i>	<i>2:01.607</i>	<i>1:25.761</i>	<i>1:06.692</i>	<i>196.9</i>

**21** **20 Carl PHILLIPS**

SBK Behind **15.299**  
Best Time **4:34.464** Best Speed **117.655** On **2** Gp

Lap	Lap Time	Lap Speed	Sector 1	Sector 2	Sector 3	Speed Trap
1	5:11.258	102.127		1:27.462	1:07.430	190.7
2	<b>4:34.464</b>	<b>117.655</b>	2:01.788	<b>1:26.310</b>	1:06.366	189.7
3	4:36.027	116.989	2:02.043	1:27.080	1:06.904	<b>194.0</b>
4	4:35.808	117.081	2:01.847	1:27.304	1:06.657	192.4
5	4:34.522	117.630	2:01.342	1:26.768	1:06.412	190.7
6	4:34.547	117.619	2:01.157	1:27.225	<b>1:06.165</b>	191.8
7	5:15.158	102.463	<b>2:00.849</b>	1:34.367		186.5
<i>Ideal</i>	<i>4:33.324</i>	<i>118.145</i>	<i>2:00.849</i>	<i>1:26.310</i>	<i>1:06.165</i>	<i>194.0</i>

### Qualifying Classification

Position

**22** **15 Sam WEST**

SBK Behind **15.440**  
Best Time **4:34.605** Best Speed **117.594** On **6** Gp

Lap	Lap Time	Lap Speed	Sector 1	Sector 2	Sector 3	Speed Trap
1	8:26.682	62.738		1:29.013	1:09.632	189.7
2	4:36.943	116.602	2:02.217	1:26.823	1:07.903	<b>191.8</b>
3	4:36.095	116.960	2:01.972	1:26.483	1:07.640	189.7
4	4:48.743	111.836	2:05.952	1:32.875	1:09.916	188.6
5	4:34.870	117.481	2:02.147	<b>1:26.099</b>	<b>1:06.624</b>	189.7
6	<b>4:34.605</b>	<b>117.594</b>	<b>2:01.483</b>	1:26.406	1:06.716	189.7
<i>Ideal</i>	<i>4:34.206</i>	<i>117.765</i>	<i>2:01.483</i>	<i>1:26.099</i>	<i>1:06.624</i>	<i>191.8</i>

**23** **92 Mitch REES**

SBK Behind **15.679**  
Best Time **4:34.844** Best Speed **117.492** On **6** Gp

Lap	Lap Time	Lap Speed	Sector 1	Sector 2	Sector 3	Speed Trap
1	7:22.271	71.874		1:27.834	1:07.760	191.3
2	4:35.744	117.109	2:01.783	1:26.766	1:07.195	<b>192.9</b>
3	4:39.889	115.374	2:01.459	1:27.561		<b>192.9</b>
4	5:58.834	89.991		1:26.714	1:07.770	191.8
5	4:37.008	116.574	<b>2:00.053</b>	1:28.642	1:08.313	<b>192.9</b>
6	<b>4:34.844</b>	<b>117.492</b>	2:01.690	<b>1:26.231</b>	<b>1:06.923</b>	<b>192.9</b>
<i>Ideal</i>	<i>4:33.207</i>	<i>118.196</i>	<i>2:00.053</i>	<i>1:26.231</i>	<i>1:06.923</i>	<i>192.9</i>

**24** **10 James CHAWKE**

SBK Behind **16.569**  
Best Time **4:35.734** Best Speed **117.113** On **6** Gp

Lap	Lap Time	Lap Speed	Sector 1	Sector 2	Sector 3	Speed Trap
1	5:58.085	88.772		1:38.751	1:12.454	<b>192.4</b>
2	4:41.149	114.857	2:04.634	1:28.599	1:07.916	191.3
3	4:38.135	116.102	2:02.636	1:27.841	1:07.658	181.5
4	4:39.895	115.372	2:02.836	1:28.422	1:08.637	190.7
5	4:37.180	116.502	2:02.499	1:27.459	<b>1:07.222</b>	190.7
6	<b>4:35.734</b>	<b>117.113</b>	<b>2:01.663</b>	<b>1:26.758</b>	1:07.313	189.1
7	4:40.006	115.326	2:04.799	1:27.728	1:07.479	182.0
<i>Ideal</i>	<i>4:35.643</i>	<i>117.152</i>	<i>2:01.663</i>	<i>1:26.758</i>	<i>1:07.222</i>	<i>192.4</i>

## SUPERBIKE

Q5: Second Qualifying

Thursday, 07 May 2026

## DETAILED SECTOR ANALYSIS

### Qualifying Classification

Position

**25** 37 Barry BURRELL

SBK Behind 17.372

Best Time 4:36.537 Best Speed 116.773 On 4 Gp

Lap	Lap Time	Lap Speed	Sector 1	Sector 2	Sector 3	Speed Trap
1	7:55.460	66.857		1:33.172	1:29.245	185.5
2	4:39.735	115.438	2:03.293	1:28.561	1:07.881	190.2
3	4:38.580	115.916	2:03.281	1:27.846	1:07.453	190.2
4	4:36.537	116.773	2:01.120	1:28.131	1:07.286	189.7
<i>Ideal</i>	4:36.252	116.893	2:01.120	1:27.846	1:07.286	190.2

**26** 42 Jonathan PERRY

SBK Behind 17.478

Best Time 4:36.643 Best Speed 116.728 On 2 Gp

Lap	Lap Time	Lap Speed	Sector 1	Sector 2	Sector 3	Speed Trap
1	5:14.019	101.230		1:27.870	1:08.746	192.9
2	4:36.643	116.728	2:02.642	1:26.323	1:07.678	192.9
3	4:38.092	116.120	2:01.827	1:28.315	1:07.950	189.1
4	4:43.833	113.771	2:03.549	1:28.788		187.6
<i>Ideal</i>	4:35.828	117.073	2:01.827	1:26.323	1:07.678	192.9

**27** 5 Kevin KEYES

SBK Behind 19.246

Best Time 4:38.411 Best Speed 115.987 On 2 Gp

Lap	Lap Time	Lap Speed	Sector 1	Sector 2	Sector 3	Speed Trap
1	5:48.942	91.098		1:32.295	1:09.123	187.0
2	4:38.411	115.987	2:03.836	1:27.543	1:07.032	184.0
3	4:39.620	115.485	2:03.371	1:28.701	1:07.548	179.5
4	4:41.918	114.544	2:03.194	1:29.200		182.0
5	8:36.193	62.558		1:26.581	1:07.438	186.0
6	4:38.676	115.877	2:03.637	1:28.253	1:06.786	185.0
<i>Ideal</i>	4:36.561	116.763	2:03.194	1:26.581	1:06.786	187.0

### Qualifying Classification

Position

**28** 13 Gary McCOY

SBK Behind 19.448

Best Time 4:38.613 Best Speed 115.903 On 5 Gp

Lap	Lap Time	Lap Speed	Sector 1	Sector 2	Sector 3	Speed Trap
1	6:21.757	83.268		1:31.161		188.1
2	5:52.970	91.487		1:28.388	1:09.315	196.9
3	4:39.969	115.341	2:02.662	1:27.649	1:09.658	195.7
4	4:40.464	115.138	2:03.011	1:28.074	1:09.379	196.3
5	4:38.613	115.903	2:02.600	1:27.230	1:08.783	195.7
6	4:39.613	115.488	2:02.843	1:27.963	1:08.807	197.5
<i>Ideal</i>	4:38.613	115.903	2:02.600	1:27.230	1:08.783	197.5

**29** 30 Eddy FERRE

SBK Behind 20.081

Best Time 4:39.246 Best Speed 115.640 On 7 Gp

Lap	Lap Time	Lap Speed	Sector 1	Sector 2	Sector 3	Speed Trap
1	6:52.356	77.089		1:30.646	1:09.360	189.7
2	4:42.633	114.254	2:03.753	1:29.460	1:09.420	191.8
3	4:46.568	112.685	2:08.116	1:29.546	1:08.906	171.3
4	4:46.109	112.866	2:04.736	1:30.953	1:10.420	188.1
5	4:42.847	114.168	2:05.233	1:29.527	1:08.087	190.2
6	4:40.120	115.279	2:03.419	1:28.890	1:07.811	190.7
7	4:39.246	115.640	2:02.300	1:28.756	1:08.190	190.7
<i>Ideal</i>	4:38.867	115.797	2:02.300	1:28.756	1:07.811	191.8

**30** 40 Maurizio BOTTALICO

SBK Behind 20.875

Best Time 4:40.040 Best Speed 115.312 On 5 Gp

Lap	Lap Time	Lap Speed	Sector 1	Sector 2	Sector 3	Speed Trap
1	6:24.181	82.742		1:32.297	1:10.850	182.5
2	4:44.640	113.449	2:05.103	1:30.673	1:08.864	180.0
3	4:51.543	110.762	2:10.424	1:31.746	1:09.373	170.9
4	4:47.887	112.169	2:08.106	1:31.100	1:08.681	182.5
5	4:40.040	115.312	2:03.973	1:28.366	1:07.701	190.7
<i>Ideal</i>	4:40.040	115.312	2:03.973	1:28.366	1:07.701	190.7

### Qualifying Classification

Position

<b>31</b>	<b>11 Amalric BLANC</b>	SBK	Behind	<b>22.688</b>		
Best Time	<b>4:41.853</b>	Best Speed	<b>114.570</b>	On <b>5</b> Gp		
Lap	Lap Time	Lap Speed	Sector 1	Sector 2	Sector 3	Speed Trap
1	6:25.659	82.425		1:30.584	1:11.334	182.0
2	4:45.588	113.072	2:06.675	1:29.098	1:09.815	186.0
3	4:47.526	112.310	2:08.232	1:30.522	<b>1:08.772</b>	166.7
4	4:43.337	113.970	2:04.780	<b>1:28.638</b>	1:09.919	<b>189.1</b>
5	<b>4:41.853</b>	<b>114.570</b>	<b>2:04.002</b>	1:28.753	1:09.098	187.0
6	4:44.201	113.624	2:06.509	1:28.718	1:08.974	184.5
<i>Ideal</i>	<i>4:41.412</i>	<i>114.750</i>	<i>2:04.002</i>	<i>1:28.638</i>	<i>1:08.772</i>	<i>189.1</i>

### 32 109 Neil KERNOHAN

	SBK	Behind	<b>22.817</b>			
Best Time	<b>4:41.982</b>	Best Speed	<b>114.518</b>			
On	<b>5</b>	Gp				
Lap	Lap Time	Lap Speed	Sector 1	Sector 2	Sector 3	Speed Trap
1	6:12.480	85.341		1:32.892	1:08.746	181.0
2	4:52.094	110.553	2:09.341	1:30.385	1:12.368	175.8
3	4:51.620	110.733	2:09.249	1:30.659	1:11.712	171.8
4	4:44.495	113.506	2:06.840	<b>1:28.649</b>	1:09.006	<b>192.9</b>
5	<b>4:41.982</b>	<b>114.518</b>	<b>2:04.523</b>	1:29.151	<b>1:08.308</b>	186.5
<i>Ideal</i>	<i>4:41.480</i>	<i>114.722</i>	<i>2:04.523</i>	<i>1:28.649</i>	<i>1:08.308</i>	<i>192.9</i>

### 33 212 Dean McMASTER

	SBK	Behind	<b>24.021</b>			
Best Time	<b>4:43.186</b>	Best Speed	<b>114.031</b>			
On	<b>7</b>	Gp				
Lap	Lap Time	Lap Speed	Sector 1	Sector 2	Sector 3	Speed Trap
1	5:33.462	95.327		1:30.245	1:09.777	188.6
2	4:47.912	112.159	2:06.978	1:30.322	1:10.612	183.0
3	4:43.682	113.832	<b>2:04.807</b>	1:29.839	1:09.036	<b>189.7</b>
4	4:43.724	113.815	2:04.838	1:29.852	1:09.034	<b>189.7</b>
5	4:43.361	113.961	2:04.845	1:29.439	1:09.077	188.6
6	4:59.561	107.798	2:20.866	1:29.570	1:09.125	183.5
7	<b>4:43.186</b>	<b>114.031</b>	2:05.662	<b>1:29.050</b>	<b>1:08.474</b>	187.6
<i>Ideal</i>	<i>4:42.331</i>	<i>114.376</i>	<i>2:04.807</i>	<i>1:29.050</i>	<i>1:08.474</i>	<i>189.7</i>

### Qualifying Classification

Position

<b>34</b>	<b>361 Ryan WHITEHALL</b>	SBK	Behind	<b>24.174</b>		
Best Time	<b>4:43.339</b>	Best Speed	<b>113.969</b>	On <b>3</b> Gp		
Lap	Lap Time	Lap Speed	Sector 1	Sector 2	Sector 3	Speed Trap
1	5:47.132	91.573		1:30.659	1:18.006	168.7
2	4:45.242	113.209	2:06.124	1:29.761	1:09.357	182.5
3	<b>4:43.339</b>	<b>113.969</b>	<b>2:04.384</b>	<b>1:29.594</b>	1:09.361	<b>186.0</b>
4	6:00.028	89.693	2:45.837	1:59.491		180.5
5	9:41.326	55.549		1:31.514	<b>1:09.341</b>	185.0
<i>Ideal</i>	<i>4:43.319</i>	<i>113.978</i>	<i>2:04.384</i>	<i>1:29.594</i>	<i>1:09.341</i>	<i>186.0</i>

### 35 4 Michael RUTTER

	SBK	Behind	<b>24.299</b>			
Best Time	<b>4:43.464</b>	Best Speed	<b>113.919</b>			
On	<b>2</b>	Gp				
Lap	Lap Time	Lap Speed	Sector 1	Sector 2	Sector 3	Speed Trap
1	6:23.970	82.788		1:32.400	1:11.001	<b>186.5</b>
2	<b>4:43.464</b>	<b>113.919</b>	<b>2:04.930</b>	<b>1:30.295</b>	<b>1:08.239</b>	<b>186.5</b>
3	4:58.823	108.064	2:11.603	1:32.586		177.2
<i>Ideal</i>	<i>4:43.464</i>	<i>113.919</i>	<i>2:04.930</i>	<i>1:30.295</i>	<i>1:08.239</i>	<i>186.5</i>

### 36 35 Mark HEWITT

	SBK	Behind	<b>25.045</b>			
Best Time	<b>4:44.210</b>	Best Speed	<b>113.620</b>			
On	<b>4</b>	Gp				
Lap	Lap Time	Lap Speed	Sector 1	Sector 2	Sector 3	Speed Trap
1	5:25.577	97.636		1:30.485	1:10.281	194.0
2	4:46.008	112.906	2:05.469	1:30.550	<b>1:09.989</b>	190.7
3	5:02.598	106.716	2:22.077	1:30.497	1:10.024	<b>196.3</b>
4	<b>4:44.210</b>	<b>113.620</b>	<b>2:04.729</b>	<b>1:29.364</b>	1:10.117	193.5
5	4:52.577	110.371	2:07.528	1:32.494		165.0
<i>Ideal</i>	<i>4:44.082</i>	<i>113.671</i>	<i>2:04.729</i>	<i>1:29.364</i>	<i>1:09.989</i>	<i>196.3</i>

## SUPERBIKE

### Q5: Second Qualifying

Thursday, 07 May 2026

## DETAILED SECTOR ANALYSIS

### Qualifying Classification

Position

**37** 134 Don GILBERT

SBK Behind 25.081

Best Time 4:44.246 Best Speed 113.606 On 3 Gp

Lap	Lap Time	Lap Speed	Sector 1	Sector 2	Sector 3	Speed Trap
1	5:34.396	95.061		1:29.980	1:08.979	168.7
2	4:44.404	113.543	2:05.420	1:30.045	1:08.939	186.5
3	<b>4:44.246</b>	<b>113.606</b>	<b>2:04.933</b>	1:30.014	1:09.299	<b>187.6</b>
4	4:44.801	113.384	2:05.546	1:30.419	<b>1:08.836</b>	184.5
5	5:19.563	101.050				176.3
6	8:47.961	61.164	11:26.902	1:30.814	1:09.808	177.2
<i>Ideal</i>	<i>4:43.749</i>	<i>113.805</i>	<i>2:04.933</i>	<i>1:29.980</i>	<i>1:08.836</i>	<i>187.6</i>

### Qualifying Classification

Position

**40** 64 Grant THOMSON

SBK Behind 26.462

Best Time 4:45.627 Best Speed 113.057 On 2 Gp

Lap	Lap Time	Lap Speed	Sector 1	Sector 2	Sector 3	Speed Trap
1	5:26.465	97.370		1:31.768	1:09.279	<b>178.6</b>
2	<b>4:45.627</b>	<b>113.057</b>	<b>2:05.573</b>	<b>1:31.272</b>	<b>1:08.782</b>	178.1
3	4:48.976	111.746	2:06.534	1:32.921	1:09.521	176.3
4	4:51.835	110.652	2:08.148	1:32.338		175.3
5	9:01.232	59.664		1:33.264	1:09.605	173.1
6	4:49.662	111.482	2:07.076	1:32.892	1:09.694	176.7
<i>Ideal</i>	<i>4:45.627</i>	<i>113.057</i>	<i>2:05.573</i>	<i>1:31.272</i>	<i>1:08.782</i>	<i>178.6</i>

**38** 44 Rob HODSON

SBK Behind 25.205

Best Time 4:44.370 Best Speed 113.556 On 4 Gp

Lap	Lap Time	Lap Speed	Sector 1	Sector 2	Sector 3	Speed Trap
1	6:10.828	85.722		1:30.680	1:12.064	192.9
2	4:53.989	109.841	2:09.123	1:31.258	1:13.608	<b>193.5</b>
3	4:51.216	110.887	2:09.347	1:30.152	1:11.717	173.5
4	<b>4:44.370</b>	<b>113.556</b>	<b>2:06.321</b>	<b>1:28.536</b>	<b>1:09.513</b>	192.9
<i>Ideal</i>	<i>4:44.370</i>	<i>113.556</i>	<i>2:06.321</i>	<i>1:28.536</i>	<i>1:09.513</i>	<i>193.5</i>

**41** 73 David BROOK

SBK Behind 27.602

Best Time 4:46.767 Best Speed 112.607 On 6 Gp

Lap	Lap Time	Lap Speed	Sector 1	Sector 2	Sector 3	Speed Trap
1	6:03.262	87.507		1:30.749	1:13.594	184.0
2	4:53.781	109.919	2:08.893	1:31.306	1:13.582	185.5
3	4:50.479	111.168	2:06.855	1:30.761	1:12.863	187.0
4	4:49.677	111.476	2:07.869	1:30.136	1:11.672	186.0
5	4:48.421	111.961	2:06.924	1:30.022	<b>1:11.475</b>	186.5
6	<b>4:46.767</b>	<b>112.607</b>	<b>2:05.774</b>	<b>1:29.517</b>	1:11.476	<b>188.6</b>
7	4:56.118	109.051	2:07.476	1:34.310		186.5
<i>Ideal</i>	<i>4:46.766</i>	<i>112.607</i>	<i>2:05.774</i>	<i>1:29.517</i>	<i>1:11.475</i>	<i>188.6</i>

**39** 46 Rhys HARDISTY

SBK Behind 25.614

Best Time 4:44.779 Best Speed 113.393 On 6 Gp

Lap	Lap Time	Lap Speed	Sector 1	Sector 2	Sector 3	Speed Trap
1	6:38.798	79.710		1:34.814	1:12.305	170.5
2	4:53.813	109.907	2:09.961	1:31.923	1:11.929	183.5
3	4:46.864	112.569	2:06.978	1:29.936	1:09.950	<b>195.2</b>
4	4:49.946	111.372	2:06.118	1:30.975	1:12.853	173.5
5	4:48.602	111.891	2:07.945	1:30.683	1:09.974	174.4
6	<b>4:44.779</b>	<b>113.393</b>	<b>2:05.441</b>	<b>1:29.556</b>	<b>1:09.782</b>	191.8
<i>Ideal</i>	<i>4:44.779</i>	<i>113.393</i>	<i>2:05.441</i>	<i>1:29.556</i>	<i>1:09.782</i>	<i>195.2</i>

**42** 21 Marty LENNON

SBK Behind 27.886

Best Time 4:47.051 Best Speed 112.496 On 2 Gp

Lap	Lap Time	Lap Speed	Sector 1	Sector 2	Sector 3	Speed Trap
1	6:26.636	82.217		1:34.739	1:14.252	176.7
2	<b>4:47.051</b>	<b>112.496</b>	<b>2:06.510</b>	1:30.722	<b>1:09.819</b>	<b>187.0</b>
3	4:52.109	110.548	2:06.667	1:34.376	1:11.066	165.0
4	4:47.968	112.137	2:08.668	<b>1:29.308</b>	1:09.992	185.0
5	4:56.245	109.004	2:08.799	1:31.429		181.5
<i>Ideal</i>	<i>4:45.637</i>	<i>113.053</i>	<i>2:06.510</i>	<i>1:29.308</i>	<i>1:09.819</i>	<i>187.0</i>

### Qualifying Classification

Position

**43** 88 Sean McTAGGART

SBK Behind 28.474

Best Time 4:47.639 Best Speed 112.266 On 4 Gp

Lap	Lap Time	Lap Speed	Sector 1	Sector 2	Sector 3	Speed Trap
1	5:41.518	93.079		1:31.969	1:12.029	180.5
2	4:52.860	110.264	2:09.125	1:33.037	1:10.698	181.5
3	4:49.854	111.408	2:08.616	1:30.821	1:10.417	186.0
4	<b>4:47.639</b>	<b>112.266</b>	2:07.674	<b>1:30.151</b>	1:09.814	<b>188.1</b>
5	4:48.130	112.074	<b>2:07.167</b>	1:31.304	<b>1:09.659</b>	180.5
6	4:51.239	110.878	2:08.336	1:31.360		181.5
<i>Ideal</i>	<i>4:46.977</i>	<i>112.525</i>	<i>2:07.167</i>	<i>1:30.151</i>	<i>1:09.659</i>	<i>188.1</i>

### Qualifying Classification

Position

**46** 14 Ilja CALJOUW

SBK Behind 30.331

Best Time 4:49.496 Best Speed 111.546 On 6 Gp

Lap	Lap Time	Lap Speed	Sector 1	Sector 2	Sector 3	Speed Trap
1	6:26.945	82.151		1:33.375	1:11.035	177.2
2	4:50.000	111.352	2:08.892	<b>1:30.725</b>	<b>1:10.383</b>	<b>186.0</b>
3	4:59.268	107.903	2:11.834	1:32.518		159.2
4	7:14.137	74.382		1:31.557	1:11.996	181.5
5	4:50.549	111.141	2:08.309	1:31.288	1:10.952	183.5
6	<b>4:49.496</b>	<b>111.546</b>	<b>2:07.641</b>	1:30.886	1:10.969	185.5
<i>Ideal</i>	<i>4:48.749</i>	<i>111.834</i>	<i>2:07.641</i>	<i>1:30.725</i>	<i>1:10.383</i>	<i>186.0</i>

**44** 234 Fedrik MATTHYS

SBK Behind 28.510

Best Time 4:47.675 Best Speed 112.252 On 5 Gp

Lap	Lap Time	Lap Speed	Sector 1	Sector 2	Sector 3	Speed Trap
1	6:06.297	86.782		1:32.793	1:12.617	156.9
2	4:58.155	108.306	2:09.891	1:34.704	1:13.560	186.0
3	4:55.323	109.345	2:10.666	1:34.091	1:10.566	166.2
4	4:53.545	110.007	2:09.364	1:32.886	1:11.295	187.0
5	<b>4:47.675</b>	<b>112.252</b>	<b>2:06.206</b>	<b>1:31.515</b>	<b>1:09.954</b>	<b>190.2</b>
6	5:10.585	103.972	2:24.636	1:31.816		185.0
<i>Ideal</i>	<i>4:47.675</i>	<i>112.252</i>	<i>2:06.206</i>	<i>1:31.515</i>	<i>1:09.954</i>	<i>190.2</i>

**47** 55 Leon JEACOCK

SBK Behind 30.597

Best Time 4:49.762 Best Speed 111.443 On 2 Gp

Lap	Lap Time	Lap Speed	Sector 1	Sector 2	Sector 3	Speed Trap
1	6:08.591	86.242		1:33.138	1:11.570	<b>185.5</b>
2	<b>4:49.762</b>	<b>111.443</b>	2:07.031	<b>1:32.039</b>	<b>1:10.692</b>	183.5
3	4:57.035	108.714	<b>2:05.832</b>	1:36.552	1:14.651	183.0
<i>Ideal</i>	<i>4:48.563</i>	<i>111.906</i>	<i>2:05.832</i>	<i>1:32.039</i>	<i>1:10.692</i>	<i>185.5</i>

**48** 28 Darryl ANDERSON

SBK Behind 31.104

Best Time 4:50.269 Best Speed 111.249 On 2 Gp

Lap	Lap Time	Lap Speed	Sector 1	Sector 2	Sector 3	Speed Trap
1	9:03.159	58.524		1:34.555	1:12.914	184.5
2	<b>4:50.269</b>	<b>111.249</b>	2:07.391	<b>1:31.605</b>	1:11.273	185.0
3	4:51.146	110.913	2:07.964	1:32.291	<b>1:10.891</b>	182.5
4	4:57.631	108.497	<b>2:06.785</b>	1:33.184		<b>189.1</b>
<i>Ideal</i>	<i>4:49.281</i>	<i>111.628</i>	<i>2:06.785</i>	<i>1:31.605</i>	<i>1:10.891</i>	<i>189.1</i>

**45** 119 Kris DUNCAN

SBK Behind 29.363

Best Time 4:48.528 Best Speed 111.920 On 2 Gp

Lap	Lap Time	Lap Speed	Sector 1	Sector 2	Sector 3	Speed Trap
1	6:18.260	84.037		1:32.066	1:19.890	178.1
2	<b>4:48.528</b>	<b>111.920</b>	2:06.840	1:31.658	<b>1:10.030</b>	184.5
3	5:40.349	94.879	2:28.007	2:01.071	1:11.271	170.0
4	4:53.047	110.194	<b>2:06.314</b>	<b>1:31.457</b>		<b>185.0</b>
<i>Ideal</i>	<i>4:47.801</i>	<i>112.203</i>	<i>2:06.314</i>	<i>1:31.457</i>	<i>1:10.030</i>	<i>185.0</i>

**49** 53 Wayne BOURGEOIS

SBK Behind 32.823

Best Time 4:51.988 Best Speed 110.594 On 4 Gp

Lap	Lap Time	Lap Speed	Sector 1	Sector 2	Sector 3	Speed Trap
1	6:04.729	87.155		1:33.168	1:16.266	189.7
2	4:56.527	108.901	2:10.718	1:33.969	1:11.840	188.6
3	4:57.294	108.620	2:13.482	1:33.070	<b>1:10.742</b>	174.4
4	<b>4:51.988</b>	<b>110.594</b>	2:09.682	<b>1:30.919</b>	1:11.387	<b>190.7</b>
5	4:57.719	108.465	<b>2:09.531</b>	1:33.464		188.6
<i>Ideal</i>	<i>4:51.192</i>	<i>110.896</i>	<i>2:09.531</i>	<i>1:30.919</i>	<i>1:10.742</i>	<i>190.7</i>

## Qualifying Classification

Position

**50** 311 Florian ASTNER

SBK Behind 33.108

Best Time 4:52.273 Best Speed 110.486 On 5 Gp

Lap	Lap Time	Lap Speed	Sector 1	Sector 2	Sector 3	Speed Trap
1	6:21.481	83.328		1:34.597	1:14.484	170.9
2	4:54.829	109.528	2:10.641	1:32.695	1:11.493	179.1
3	4:57.174	108.664	2:11.486	1:33.159	1:12.529	165.8
4	4:54.023	109.828	2:09.481	1:33.070	1:11.472	179.1
5	<b>4:52.273</b>	<b>110.486</b>	<b>2:09.079</b>	<b>1:32.030</b>	<b>1:11.164</b>	<b>182.0</b>
6	5:02.353	106.802	2:11.991	1:34.774		168.7
<i>Ideal</i>	<i>4:52.273</i>	<i>110.486</i>	<i>2:09.079</i>	<i>1:32.030</i>	<i>1:11.164</i>	<i>182.0</i>

## Qualifying Classification

Position

**53** 34 Liam CHAWKE

SBK Behind 35.402

Best Time 4:54.567 Best Speed 109.625 On 4 Gp

Lap	Lap Time	Lap Speed	Sector 1	Sector 2	Sector 3	Speed Trap
1	6:09.021	86.141		1:35.214	1:13.759	177.2
2	4:56.356	108.964	2:10.602	1:33.467	1:12.287	181.5
3	5:01.642	107.054	2:14.474	1:35.402	<b>1:11.766</b>	168.3
4	<b>4:54.567</b>	<b>109.625</b>	2:09.921	<b>1:32.466</b>	1:12.180	<b>182.5</b>
5	4:56.077	109.066	<b>2:09.802</b>	1:33.275	1:13.000	180.5
6	4:55.527	109.269	2:10.267	1:33.196	1:12.064	180.5
<i>Ideal</i>	<i>4:54.034</i>	<i>109.824</i>	<i>2:09.802</i>	<i>1:32.466</i>	<i>1:11.766</i>	<i>182.5</i>

**51** 90 Craig KENNELLY

SBK Behind 33.213

Best Time 4:52.378 Best Speed 110.446 On 6 Gp

Lap	Lap Time	Lap Speed	Sector 1	Sector 2	Sector 3	Speed Trap
1	6:38.288	79.812		1:34.184	1:12.650	176.3
2	4:53.973	109.847	2:10.228	1:31.803	1:11.942	182.5
3	4:53.029	110.201	2:10.662	<b>1:31.668</b>	1:10.699	181.5
4	4:53.551	110.005	2:10.488	1:32.506	<b>1:10.557</b>	<b>186.0</b>
5	4:54.761	109.553	2:10.346	1:32.938	1:11.477	160.7
6	<b>4:52.378</b>	<b>110.446</b>	<b>2:09.818</b>	1:31.830	1:10.730	180.5
<i>Ideal</i>	<i>4:52.043</i>	<i>110.573</i>	<i>2:09.818</i>	<i>1:31.668</i>	<i>1:10.557</i>	<i>186.0</i>

**54** 85 Olivier LUPBERGER

SBK Behind 37.013

Best Time 4:56.178 Best Speed 109.029 On 2 Gp

Lap	Lap Time	Lap Speed	Sector 1	Sector 2	Sector 3	Speed Trap
1	6:09.478	86.035		1:34.853	1:13.216	161.9
2	<b>4:56.178</b>	<b>109.029</b>	<b>2:11.689</b>	<b>1:32.844</b>	1:11.645	171.8
3	4:59.740	107.733	2:14.537	1:33.140	1:12.063	162.6
4	4:58.484	108.187	2:13.730	1:33.444	<b>1:11.310</b>	<b>176.3</b>
5	5:03.631	106.353	2:15.664	1:34.617		172.6
<i>Ideal</i>	<i>4:55.843</i>	<i>109.152</i>	<i>2:11.689</i>	<i>1:32.844</i>	<i>1:11.310</i>	<i>176.3</i>

**52** 32 Martin MORRIS

SBK Behind 33.397

Best Time 4:52.562 Best Speed 110.377 On 6 Gp

Lap	Lap Time	Lap Speed	Sector 1	Sector 2	Sector 3	Speed Trap
1	5:59.061	88.531		1:37.078	1:15.698	162.6
2	5:01.773	107.008	2:15.437	1:32.954	1:13.382	167.5
3	4:54.995	109.466	2:10.222	1:32.925	1:11.848	181.5
4	4:57.160	108.669	2:11.767	1:34.008	<b>1:11.385</b>	<b>184.0</b>
5	4:54.823	109.530	2:09.273	1:33.152	1:12.398	181.0
6	<b>4:52.562</b>	<b>110.377</b>	<b>2:08.136</b>	<b>1:30.919</b>		180.5
<i>Ideal</i>	<i>4:50.440</i>	<i>111.183</i>	<i>2:08.136</i>	<i>1:30.919</i>	<i>1:11.385</i>	<i>184.0</i>

**55** 80 Rasmus LINDSTRÖM

SBK Behind 38.393

Best Time 4:57.558 Best Speed 108.523 On 4 Gp

Lap	Lap Time	Lap Speed	Sector 1	Sector 2	Sector 3	Speed Trap
1	6:10.735	85.743		1:34.825	1:14.030	159.2
2	5:02.784	106.650	2:13.807	1:35.712	1:13.265	158.4
3	5:02.042	106.912	2:14.803	1:33.869	1:13.370	156.2
4	<b>4:57.558</b>	<b>108.523</b>	<b>2:10.444</b>	1:34.236	<b>1:12.878</b>	<b>165.4</b>
5	5:18.065	101.526	2:16.605	1:37.588		162.6
6	6:11.838	86.844		<b>1:33.848</b>	1:13.577	161.9
<i>Ideal</i>	<i>4:57.170</i>	<i>108.665</i>	<i>2:10.444</i>	<i>1:33.848</i>	<i>1:12.878</i>	<i>165.4</i>

## SUPERBIKE

Q5: Second Qualifying

Thursday, 07 May 2026

### DETAILED SECTOR ANALYSIS

#### Qualifying Classification

Position

**56** 139 Dermot CLEARY

SBK Behind 40.437

Best Time 4:59.602 Best Speed 107.783 On 2 Gp

Lap	Lap Time	Lap Speed	Sector 1	Sector 2	Sector 3	Speed Trap
1	8:15.669	64.132		1:36.777	1:17.067	184.5
2	4:59.602	107.783	2:11.990	1:33.496	1:14.116	184.0
3	5:03.785	106.299	2:12.040	1:33.671		182.5
<i>Ideal</i>	4:59.602	107.783	2:11.990	1:33.496	1:14.116	184.5

**57** 87 Emil KRCHNAVY

SBK Behind 41.640

Best Time 5:00.805 Best Speed 107.352 On 5 Gp

Lap	Lap Time	Lap Speed	Sector 1	Sector 2	Sector 3	Speed Trap
1	5:57.865	88.827		1:37.184	1:15.198	173.1
2	5:06.309	105.423	2:15.288	1:37.329	1:13.692	176.3
3	5:10.147	104.118	2:14.462	1:38.552		174.9
4	7:02.224	76.481		1:36.769	1:13.615	174.4
5	5:00.805	107.352	2:12.662	1:36.242	1:11.901	175.8
6	5:04.197	106.155	2:15.518	1:36.508	1:12.171	172.6
<i>Ideal</i>	5:00.805	107.352	2:12.662	1:36.242	1:11.901	176.3

**58** 121 Liam THORNTON

SBK Behind 43.322

Best Time 5:02.487 Best Speed 106.755 On 5 Gp

Lap	Lap Time	Lap Speed	Sector 1	Sector 2	Sector 3	Speed Trap
1	6:08.387	86.290		1:36.988	1:15.281	168.3
2	5:04.650	105.997	2:15.492	1:35.811	1:13.347	164.2
3	5:08.312	104.738	2:13.729	1:37.918		164.6
4	7:36.919	70.673		1:36.812	1:13.722	170.9
5	5:02.487	106.755	2:14.747	1:36.028	1:11.712	156.2
6	5:13.726	102.931	2:16.285	1:39.214		154.8
<i>Ideal</i>	5:01.252	107.193	2:13.729	1:35.811	1:11.712	170.9

#### Qualifying Classification

Position

**59** 19 Jean Pierre POLET

SBK Behind 43.840

Best Time 5:03.005 Best Speed 106.572 On 3 Gp

Lap	Lap Time	Lap Speed	Sector 1	Sector 2	Sector 3	Speed Trap
1	6:26.396	82.268		1:37.409	1:15.055	171.8
2	5:03.602	106.363	2:13.796	1:36.221	1:13.585	172.2
3	5:03.005	106.572	2:13.994	1:34.652	1:14.359	170.5
4	5:09.218	104.431	2:14.647	1:36.887		173.5
5	7:57.722	67.596		1:35.533	1:12.552	170.0
6	5:04.786	105.950	2:14.921	1:36.244	1:13.621	167.5
<i>Ideal</i>	5:01.000	107.282	2:13.796	1:34.652	1:12.552	173.5

**60** 33 Kieran BROCKIE

SBK Behind 44.618

Best Time 5:03.783 Best Speed 106.300 On 6 Gp

Lap	Lap Time	Lap Speed	Sector 1	Sector 2	Sector 3	Speed Trap
1	5:52.655	90.139		1:35.602	1:16.724	180.5
2	5:06.294	105.428	2:13.498	1:36.529	1:16.267	180.5
3	5:06.082	105.501	2:14.816	1:35.972	1:15.294	178.1
4	5:06.838	105.241	2:13.709	1:37.008	1:16.121	177.7
5	5:06.051	105.512	2:14.651	1:36.334	1:15.066	174.9
6	5:03.783	106.300	2:13.796	1:34.658	1:15.329	175.8
<i>Ideal</i>	5:03.222	106.496	2:13.498	1:34.658	1:15.066	180.5

#### Non Qualifiers

Position

**66** Ryan GIBSON

SBK Behind 50.756

Best Time 5:09.921 Best Speed 104.194 On 2 Gp

Lap	Lap Time	Lap Speed	Sector 1	Sector 2	Sector 3	Speed Trap
1	5:19.346	99.541		1:29.916	1:10.212	185.5
2	5:09.921	104.194	2:09.810	1:38.699		180.5
<i>Ideal</i>	4:49.938	111.376	2:09.810	1:29.916	1:10.212	185.5

### Non Qualifiers

Position

#### 43 Stephen DEGNAN

SBK Behind **52.985**

Best Time **5:12.150** Best Speed **103.450** On **3** Gp

Lap	Lap Time	Lap Speed	Sector 1	Sector 2	Sector 3	Speed Trap
1	6:23.075	82.981		<b>1:37.583</b>	1:18.082	<b>170.5</b>
2	5:13.008	103.167	<b>2:16.667</b>	1:38.791	1:17.550	161.5
3	<b>5:12.150</b>	<b>103.450</b>	2:17.092	1:38.066	1:16.992	167.5
4	5:13.789	102.910	2:17.697	1:39.147	<b>1:16.945</b>	166.7
5	5:22.050	100.270	2:19.399	1:40.482		160.3
<i>Ideal</i>	<i>5:11.195</i>	<i>103.768</i>	<i>2:16.667</i>	<i>1:37.583</i>	<i>1:16.945</i>	<i>170.5</i>

#### 91 Julian TRUMMER

SBK Behind **1:12.865**

Best Time **5:32.030** Best Speed **97.256** On **2** Gp

Lap	Lap Time	Lap Speed	Sector 1	Sector 2	Sector 3	Speed Trap
1	5:48.025	91.338		<b>1:30.041</b>	<b>1:11.535</b>	188.6
2	<b>5:32.030</b>	<b>97.256</b>	<b>2:03.607</b>	1:38.505	1:49.918	<b>190.7</b>
<i>Ideal</i>	<i>4:45.183</i>	<i>113.233</i>	<i>2:03.607</i>	<i>1:30.041</i>	<i>1:11.535</i>	<i>190.7</i>

#### 41 Aaron SPENCE

SBK Behind **4:48.306**

Best Time **9:07.471** Best Speed **58.984** On **1** Gp

Lap	Lap Time	Lap Speed	Sector 1	Sector 2	Sector 3	Speed Trap
1	<b>9:07.471</b>	58.063		<b>1:31.915</b>		<b>196.3</b>
<i>Ideal</i>	<i>0.000</i>	<i>0.000</i>		<i>1:31.915</i>		<i>196.3</i>

# BRIGGS EQUIPMENT NORTH WEST 200

## SUPERBIKE

### Q5: Second Qualifying

## SECTOR ANALYSIS

Perfect Lap (sum of best sectors) = 4:18.463



SECTOR 1			SECTOR 2		SECTOR 3		IDEAL / BEST								
FINISH - BALLYALLY			BALLYALLY - METROPOLE		METROPOLE - FINISH		COMPARISON								
Pos	No	Name	Time	No	Name	Time	Pos	No	Name	Ideal Time	Best Time	Diff			
1	3	Dean HARRISON	1:54.087	2	Glenn IRWIN	1:21.361	3	Dean HARRISON	1:03.015	1	3	Dean HARRISON	4:18.848	4:19.165	0.317
2	2	Glenn IRWIN	1:54.977	3	Dean HARRISON	1:21.746	2	Glenn IRWIN	1:03.414	2	2	Glenn IRWIN	4:19.752	4:21.493	1.741
3	47	Richard COOPER	1:55.279	47	Richard COOPER	1:22.505	79	Storm STACEY	1:03.861	3	47	Richard COOPER	4:21.688	4:23.308	1.620
4	25	Josh BROOKES	1:56.307	6	Michael DUNLOP	1:22.637	47	Richard COOPER	1:03.904	4	25	Josh BROOKES	4:23.734	4:23.734	0.000
5	79	Storm STACEY	1:56.357	60	Peter HICKMAN	1:23.113	25	Josh BROOKES	1:03.991	5	6	Michael DUNLOP	4:23.512	4:24.199	0.687
6	6	Michael DUNLOP	1:56.751	25	Josh BROOKES	1:23.436	6	Michael DUNLOP	1:04.124	6	79	Storm STACEY	4:23.871	4:24.300	0.429
7	12	Ian HUTCHINSON	1:56.792	79	Storm STACEY	1:23.653	60	Peter HICKMAN	1:04.521	7	12	Ian HUTCHINSON	4:25.248	4:25.359	0.111
8	9	Erno KOSTAMO	1:57.371	12	Ian HUTCHINSON	1:23.761	12	Ian HUTCHINSON	1:04.695	8	60	Peter HICKMAN	4:25.649	4:25.649	0.000
9	60	Peter HICKMAN	1:58.015	9	Erno KOSTAMO	1:24.434	1	John McGUINNESS	1:04.818	9	9	Erno KOSTAMO	4:27.029	4:27.136	0.107
10	1	John McGUINNESS	1:58.025	65	Michael SWEENEY	1:24.518	22	Paul JORDAN	1:04.842	10	1	John McGUINNESS	4:27.459	4:27.459	0.000
11	16	Mike BROWNE	1:58.189	1	John McGUINNESS	1:24.616	71	Phillip CROWE	1:04.981	11	16	Mike BROWNE	4:29.211	4:29.409	0.198
12	96	Dominic HERBERTSON	1:58.234	22	Paul JORDAN	1:25.027	9	Erno KOSTAMO	1:05.224	12	22	Paul JORDAN	4:29.021	4:29.543	0.522
13	29	David JOHNSON	1:58.653	16	Mike BROWNE	1:25.248	29	David JOHNSON	1:05.634	13	65	Michael SWEENEY	4:29.778	4:29.917	0.139
14	65	Michael SWEENEY	1:59.064	96	Dominic HERBERTSON	1:25.443	16	Mike BROWNE	1:05.774	14	29	David JOHNSON	4:29.883	4:29.967	0.084
15	22	Paul JORDAN	1:59.152	29	David JOHNSON	1:25.596	174	Laurent HOFFMANN	1:05.904	15	96	Dominic HERBERTSON	4:29.594	4:30.369	0.775
16	92	Mitch REES	2:00.053	174	Laurent HOFFMANN	1:25.599	96	Dominic HERBERTSON	1:05.917	16	174	Laurent HOFFMANN	4:32.076	4:32.076	0.000
17	23	Marcus SIMPSON	2:00.101	59	Darryl TWEED	1:25.679	20	Carl PHILLIPS	1:06.165	17	23	Marcus SIMPSON	4:32.537	4:32.697	0.160
18	59	Darryl TWEED	2:00.309	17	Michael EVANS	1:25.761	65	Michael SWEENEY	1:06.196	18	71	Phillip CROWE	4:32.582	4:33.127	0.545
19	174	Laurent HOFFMANN	2:00.573	23	Marcus SIMPSON	1:25.948	59	Darryl TWEED	1:06.389	19	59	Darryl TWEED	4:32.377	4:33.508	1.131
20	71	Phillip CROWE	2:00.779	15	Sam WEST	1:26.099	23	Marcus SIMPSON	1:06.488	20	17	Michael EVANS	4:34.060	4:34.060	0.000
21	20	Carl PHILLIPS	2:00.849	92	Mitch REES	1:26.231	15	Sam WEST	1:06.624	21	20	Carl PHILLIPS	4:33.324	4:34.464	1.140
22	37	Barry BURRELL	2:01.120	20	Carl PHILLIPS	1:26.310	17	Michael EVANS	1:06.692	22	15	Sam WEST	4:34.206	4:34.605	0.399
23	15	Sam WEST	2:01.483	42	Jonathan PERRY	1:26.323	5	Kevin KEYES	1:06.786	23	92	Mitch REES	4:33.207	4:34.844	1.637
24	17	Michael EVANS	2:01.607	5	Kevin KEYES	1:26.581	92	Mitch REES	1:06.923	24	10	James CHAWKE	4:35.643	4:35.734	0.091
25	10	James CHAWKE	2:01.663	10	James CHAWKE	1:26.758	10	James CHAWKE	1:07.222	25	37	Barry BURRELL	4:36.252	4:36.537	0.285
26	42	Jonathan PERRY	2:01.827	71	Phillip CROWE	1:26.822	37	Barry BURRELL	1:07.286	26	42	Jonathan PERRY	4:35.828	4:36.643	0.815
27	30	Eddy FERRE	2:02.300	13	Gary McCOY	1:27.230	42	Jonathan PERRY	1:07.678	27	5	Kevin KEYES	4:36.561	4:38.411	1.850
28	13	Gary McCOY	2:02.600	37	Barry BURRELL	1:27.846	40	Maurizio BOTTALICO	1:07.701	28	13	Gary McCOY	4:38.613	4:38.613	0.000
29	5	Kevin KEYES	2:03.194	40	Maurizio BOTTALICO	1:28.366	30	Eddy FERRE	1:07.811	29	30	Eddy FERRE	4:38.867	4:39.246	0.379
30	91	Julian TRUMMER	2:03.607	44	Rob HODSON	1:28.536	4	Michael RUTTER	1:08.239	30	40	Maurizio BOTTALICO	4:40.040	4:40.040	0.000
31	40	Maurizio BOTTALICO	2:03.973	11	Amalric BLANC	1:28.638	109	Neil KERNOHAN	1:08.308	31	40	Maurizio BOTTALICO	4:41.412	4:41.853	0.441
32	11	Amalric BLANC	2:04.002	109	Neil KERNOHAN	1:28.649	212	Dean McMASTER	1:08.474	32	109	Neil KERNOHAN	4:41.480	4:41.982	0.502
33	361	Ryan WHITEHALL	2:04.384	30	Eddy FERRE	1:28.756	11	Amalric BLANC	1:08.772	33	212	Dean McMASTER	4:42.331	4:43.186	0.855
34	109	Neil KERNOHAN	2:04.523	212	Dean McMASTER	1:29.050	64	Grant THOMSON	1:08.782	34	361	Ryan WHITEHALL	4:43.319	4:43.339	0.020
35	35	Mark HEWITT	2:04.729	21	Marty LENNON	1:29.308	13	Gary McCOY	1:08.783	35	4	Michael RUTTER	4:43.464	4:43.464	0.000
36	212	Dean McMASTER	2:04.807	35	Mark HEWITT	1:29.364	134	Don GILBERT	1:08.836	36	35	Mark HEWITT	4:44.082	4:44.210	0.128
37	4	Michael RUTTER	2:04.930	73	David BROOK	1:29.517	361	Ryan WHITEHALL	1:09.341	37	134	Don GILBERT	4:43.749	4:44.246	0.497
38	134	Don GILBERT	2:04.933	46	Rhys HARDISTY	1:29.556	44	Rob HODSON	1:09.513	38	44	Rob HODSON	4:44.370	4:44.370	0.000
39	46	Rhys HARDISTY	2:05.441	361	Ryan WHITEHALL	1:29.594	88	Sean McTAGGART	1:09.659	39	46	Rhys HARDISTY	4:44.779	4:44.779	0.000
40	64	Grant THOMSON	2:05.573	66	Ryan GIBSON	1:29.916	46	Rhys HARDISTY	1:09.782	40	64	Grant THOMSON	4:45.627	4:45.627	0.000
41	73	David BROOK	2:05.774	134	Don GILBERT	1:29.980	21	Marty LENNON	1:09.819	41	73	David BROOK	4:46.766	4:46.767	0.001
42	55	Leon JEACOCK	2:05.832	91	Julian TRUMMER	1:30.041	234	Fedrik MATTHYS	1:09.954	42	21	Marty LENNON	4:45.637	4:47.051	1.414
43	234	Fedrik MATTHYS	2:06.206	88	Sean McTAGGART	1:30.151	35	Mark HEWITT	1:09.989	43	88	Sean McTAGGART	4:46.977	4:47.639	0.662
44	119	Kris DUNCAN	2:06.314	4	Michael RUTTER	1:30.295	119	Kris DUNCAN	1:10.030	44	234	Fedrik MATTHYS	4:47.675	4:47.675	0.000
45	44	Rob HODSON	2:06.321	14	Ilja CALJOUW	1:30.725	66	Ryan GIBSON	1:10.212	45	119	Kris DUNCAN	4:47.801	4:48.528	0.727
46	21	Marty LENNON	2:06.510	53	Wayne BOURGEOIS	1:30.919	14	Ilja CALJOUW	1:10.383	46	14	Ilja CALJOUW	4:48.749	4:49.496	0.747
47	28	Darryl ANDERSON	2:06.785	32	Martin MORRIS	1:30.919	90	Craig KENNELLY	1:10.557	47	55	Leon JEACOCK	4:48.563	4:49.762	1.199
48	88	Sean McTAGGART	2:07.167	64	Grant THOMSON	1:31.272	55	Leon JEACOCK	1:10.692	48	28	Darryl ANDERSON	4:49.281	4:50.269	0.988
49	14	Ilja CALJOUW	2:07.641	119	Kris DUNCAN	1:31.457	53	Wayne BOURGEOIS	1:10.742	49	53	Wayne BOURGEOIS	4:51.192	4:51.988	0.796
50	32	Martin MORRIS	2:08.136	234	Fedrik MATTHYS	1:31.515	28	Darryl ANDERSON	1:10.891	50	311	Florian ASTNER	4:52.273	4:52.273	0.000
51	311	Florian ASTNER	2:09.079	28	Darryl ANDERSON	1:31.605	311	Florian ASTNER	1:11.164	51	90	Craig KENNELLY	4:52.043	4:52.378	0.335
52	53	Wayne BOURGEOIS	2:09.531	90	Craig KENNELLY	1:31.668	85	Olivier LUPBERGER	1:11.310	52	32	Martin MORRIS	4:50.440	4:52.562	2.122
53	34	Liam CHAWKE	2:09.802	41	Aaron SPENCE	1:31.915	32	Martin MORRIS	1:11.385	53	34	Liam CHAWKE	4:54.034	4:54.567	0.533
54	66	Ryan GIBSON	2:09.810	311	Florian ASTNER	1:32.030	73	David BROOK	1:11.475	54	85	Olivier LUPBERGER	4:55.843	4:56.178	0.335
55	90	Craig KENNELLY	2:09.818	55	Leon JEACOCK	1:32.039	91	Julian TRUMMER	1:11.535	55	80	Rasmus LINDSTRÖM	4:57.170	4:57.558	0.388



# BRIGGS EQUIPMENT NORTH WEST 200

## SUPERBIKE

### Q5: Second Qualifying

## SECTOR ANALYSIS

Perfect Lap (sum of best sectors) = **4:18.463**



56	80 Rasmus LINDSTRÖM	2:10.444	34 Liam CHAWKE	1:32.466	121 Liam THORNTON	1:11.712	56	139 Dermot CLEARY	4:59.602	4:59.602	0.000
57	85 Olivier LUPBERGER	2:11.689	85 Olivier LUPBERGER	1:32.844	34 Liam CHAWKE	1:11.766	57	87 Emil KRCHNAVY	5:00.805	5:00.805	0.000
58	139 Dermot CLEARY	2:11.990	139 Dermot CLEARY	1:33.496	87 Emil KRCHNAVY	1:11.901	58	121 Liam THORNTON	5:01.252	5:02.487	1.235
59	87 Emil KRCHNAVY	2:12.662	80 Rasmus LINDSTRÖM	1:33.848	19 Jean Pierre POLET	1:12.552	59	19 Jean Pierre POLET	5:01.000	5:03.005	2.005
60	33 Kieran BROCKIE	2:13.498	19 Jean Pierre POLET	1:34.652	80 Rasmus LINDSTRÖM	1:12.878	60	33 Kieran BROCKIE	5:03.222	5:03.783	0.561
61	121 Liam THORNTON	2:13.729	33 Kieran BROCKIE	1:34.658	139 Dermot CLEARY	1:14.116	61	66 Ryan GIBSON	4:49.938	5:09.921	19.983
62	19 Jean Pierre POLET	2:13.796	121 Liam THORNTON	1:35.811	33 Kieran BROCKIE	1:15.066	62	43 Stephen DEGNAN	5:11.195	5:12.150	0.955
63	43 Stephen DEGNAN	2:16.667	87 Emil KRCHNAVY	1:36.242	43 Stephen DEGNAN	1:16.945	63	91 Julian TRUMMER	4:45.183	5:32.030	46.847
			43 Stephen DEGNAN	1:37.583							

# BRIGGS EQUIPMENT NORTH WEST 200

## SUPERBIKE

Q5: Second Qualifying

Thursday, 07 May 2026



# NW200

## SPEED TRAP ON APPROACH TO UNIVERSITY

Class	No/Name	Fastest	Lap 1	Lap 2	Lap 3	Lap 4	Lap 5	Lap 6	Lap 7	Lap 8	Lap 9	Lap 10	Lap 11	Lap 12
SBK	6 Michael DUNLOP	204.0	202.8	204.0	204.0	201.0	203.4	202.8						
SBK	60 Peter HICKMAN	203.4	202.2	201.6	196.9	200.4	203.4	194.0						
SBK	2 Glenn IRWIN	203.4	192.4	203.4	202.8	201.0	200.4	203.4	201.6					
SBK	3 Dean HARRISON	202.8	202.8	202.8	201.6	201.0	201.0	200.4	201.0					
SBK	79 Storm STACEY	201.6	192.9	201.6	196.9	194.6	195.7	195.7						
SBK	12 Ian HUTCHINSON	201.0	196.3	201.0	198.6	199.2	196.3	199.8						
SBK	9 Erno KOSTAMO	200.4	190.7	186.5	195.2	200.4	199.2	190.7						
SBK	25 Josh BROOKES	200.4	200.4	199.8	199.8	198.6	198.6	199.8						
SBK	47 Richard COOPER	198.6	198.6	197.5	197.5	198.0	196.3	196.9						
SBK	59 Darryl TWEED	198.0	198.0	194.6	191.8	196.3	195.7	191.8	194.0					
SBK	16 Mike BROWNE	197.5	189.1	196.9	188.1	191.8	197.5	188.6						
SBK	13 Gary McCOY	197.5	188.1	196.9	195.7	196.3	195.7	197.5						
SBK	17 Michael EVANS	196.9	178.6	196.9	191.3									
SBK	41 Aaron SPENCE	196.3	196.3											
SBK	35 Mark HEWITT	196.3	194.0	190.7	196.3	193.5	165.0							
SBK	1 John McGUINNESS	196.3	195.7	189.1	195.2	196.3	195.2	192.9	195.2					
SBK	96 Dominic HERBERTSON	195.7	188.1	194.0	195.7	195.7	192.9							
SBK	22 Paul JORDAN	195.7	185.5	195.2	141.2	195.7	187.6	192.9						
SBK	46 Rhys HARDISTY	195.2	170.5	183.5	195.2	173.5	174.4	191.8						
SBK	20 Carl PHILLIPS	194.0	190.7	189.7	194.0	192.4	190.7	191.8	186.5					
SBK	29 David JOHNSON	194.0	193.5	194.0	193.5	190.7	192.9	192.9	193.5					
SBK	65 Michael SWEENEY	194.0	190.7	191.8	191.8	194.0								
SBK	174 Laurent HOFFMANN	194.0	161.1	170.0	192.9	192.4	187.0	194.0						
SBK	44 Rob HODSON	193.5	192.9	193.5	173.5	192.9								
SBK	92 Mitch REES	192.9	191.3	192.9	192.9	191.8	192.9	192.9						
SBK	42 Jonathan PERRY	192.9	192.9	192.9	189.1	187.6								
SBK	109 Neil KERNOHAN	192.9	181.0	175.8	171.8	192.9	186.5							
SBK	10 James CHAWKE	192.4	192.4	191.3	181.5	190.7	190.7	189.1	182.0					
SBK	15 Sam WEST	191.8	189.7	191.8	189.7	188.6	189.7	189.7						
SBK	30 Eddy FERRE	191.8	189.7	191.8	171.3	188.1	190.2	190.7	190.7					
SBK	23 Marcus SIMPSON	191.3	187.6	178.6	189.7	191.3	184.5	187.6						
SBK	53 Wayne BOURGEOIS	190.7	189.7	188.6	174.4	190.7	188.6							
SBK	91 Julian TRUMMER	190.7	188.6	190.7										
SBK	40 Maurizio BOTTALICO	190.7	182.5	180.0	170.9	182.5	190.7							
SBK	234 Fedrik MATTHYS	190.2	156.9	186.0	166.2	187.0	190.2	185.0						
SBK	37 Barry BURRELL	190.2	185.5	190.2	190.2	189.7								
SBK	212 Dean McMASTER	189.7	188.6	183.0	189.7	189.7	188.6	183.5	187.6					
SBK	11 Amalric BLANC	189.1	182.0	186.0	166.7	189.1	187.0	184.5						
SBK	28 Darryl ANDERSON	189.1	184.5	185.0	182.5	189.1								
SBK	73 David BROOK	188.6	184.0	185.5	187.0	186.0	186.5	188.6	186.5					
SBK	88 Sean McTAGGART	188.1	180.5	181.5	186.0	188.1	180.5	181.5						
SBK	134 Don GILBERT	187.6	168.7	186.5	187.6	184.5	176.3	177.2						
SBK	21 Marty LENNON	187.0	176.7	187.0	165.0	185.0	181.5							
SBK	5 Kevin KEYES	187.0	187.0	184.0	179.5	182.0	186.0	185.0						
SBK	4 Michael RUTTER	186.5	186.5	186.5	177.2									
SBK	90 Craig KENNELLY	186.0	176.3	182.5	181.5	186.0	160.7	180.5						
SBK	14 Ilja CALJOUW	186.0	177.2	186.0	159.2	181.5	183.5	185.5						
SBK	71 Phillip CROWE	186.0	185.0	186.0	186.0	183.5								
SBK	361 Ryan WHITEHALL	186.0	168.7	182.5	186.0	180.5	185.0							
SBK	66 Ryan GIBSON	185.5	185.5	180.5										
SBK	55 Leon JEACOCK	185.5	185.5	183.5	183.0									



# BRIGGS EQUIPMENT NORTH WEST 200

## SUPERBIKE

Q5: Second Qualifying

Thursday, 07 May 2026



# NW200

## SPEED TRAP ON APPROACH TO UNIVERSITY

Class	No/Name	Fastest	Lap 1	Lap 2	Lap 3	Lap 4	Lap 5	Lap 6	Lap 7	Lap 8	Lap 9	Lap 10	Lap 11	Lap 12
SBK	119 Kris DUNCAN	<b>185.0</b>	178.1	184.5	170.0	<u>185.0</u>								
SBK	139 Dermot CLEARY	<b>184.5</b>	<u>184.5</u>	184.0	182.5									
SBK	32 Martin MORRIS	<b>184.0</b>	162.6	167.5	181.5	<u>184.0</u>	181.0	180.5						
SBK	34 Liam CHAWKE	<b>182.5</b>	177.2	181.5	168.3	<u>182.5</u>	180.5	180.5						
SBK	311 Florian ASTNER	<b>182.0</b>	170.9	179.1	165.8	179.1	<u>182.0</u>	168.7						
SBK	33 Kieran BROCKIE	<b>180.5</b>	<u>180.5</u>	<u>180.5</u>	178.1	177.7	174.9	175.8						
SBK	64 Grant THOMSON	<b>178.6</b>	<u>178.6</u>	178.1	176.3	175.3	173.1	176.7						
SBK	87 Emil KRCHNAVY	<b>176.3</b>	173.1	<u>176.3</u>	174.9	174.4	175.8	172.6						
SBK	85 Olivier LUPBERGER	<b>176.3</b>	161.9	171.8	162.6	<u>176.3</u>	172.6							
SBK	19 Jean Pierre POLET	<b>173.5</b>	171.8	172.2	170.5	<u>173.5</u>	170.0	167.5						
SBK	121 Liam THORNTON	<b>170.9</b>	168.3	164.2	164.6	<u>170.9</u>	156.2	154.8						
SBK	43 Stephen DEGNAN	<b>170.5</b>	<u>170.5</u>	161.5	167.5	166.7	160.3							
SBK	80 Rasmus LINDSTRÖM	<b>165.4</b>	159.2	158.4	156.2	<u>165.4</u>	162.6	161.9						