

BRIGGS

EQUIPMENT

NW200

Wednesday 6th – Saturday 9th May 2026

promoted by
Coleraine & District Motor Club
www.northwest200.org

**FH FRASER
HOMES**

THE
TIDES RESTAURANT
PORTRUSH

SUPERSPORT

KERR'S
TYRES & AUTO

BBC
SPORT
NORTHERN IRELAND



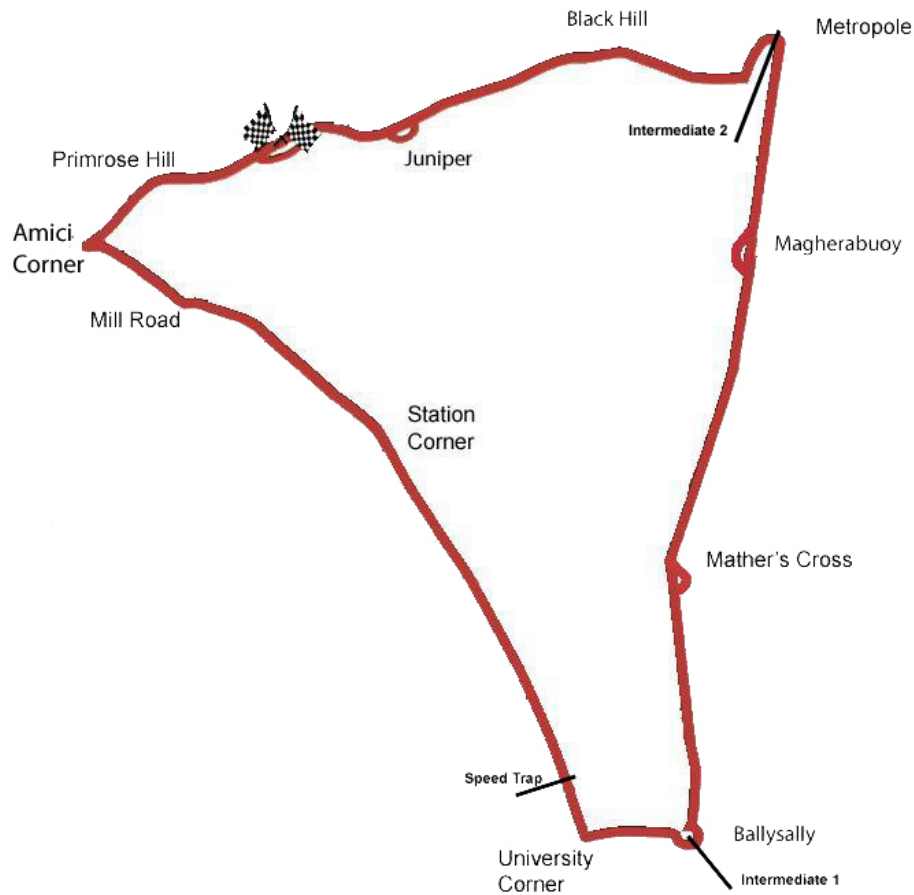
Causeway
Coast & Glens
Borough Council



TOURISM
NORTHERN
IRELAND

BRIGGS
EQUIPMENT

The Triangle Circuit 8.970 miles



MOST WINS at NORTH WEST 200 at the start of the meeting

Alastair Seeley	29	2008 - 23	(Supersport – 13, Superstock – 12, Superbike – 4)
Robert Dunlop	15	1986 - 06	(125 – 5, 250 – 4, 350 – 1, Superbike – 5)
Michael Rutter	14	1997 - 17	(Supertwin – 1, Supersport – 2, Prod'n/S'tock – 2, Superbike – 9)
Joey Dunlop	13	1979 - 88	(250 – 1, 500 – 1, Production 750 – 2, Superbike – 9)
Phillip McCallen	11	1991 - 97	(250 – 2, 400 – 1, Supersport – 4, Superbike – 4)
Glenn Irwin	11	2017 - 24	(Superbike – 11)
Bruce Anstey	10	2002 - 14	(Supersport – 5, Production/Superstock – 4, Superbike – 1)
Tony Rutter	9	1973 - 82	(250 – 2, 350 – 5, 500 – 1, Superbike – 1)
Davey Todd	9	2019 - 25	(Supersport – 4, Superstock – 3, Superbike – 2)
Ian Lougher	8	1991 - 05	(125 – 5, 250 – 1, Supersport – 1, Superstock – 1)
Steve Plater	8	2006 - 09	(Supersport – 3, Superbike – 5)
Michael Dunlop	8	2008 - 25	(250 – 1, Supersport – 2, Superstock – 2, Superbike – 3)
Richard Cooper	7	2022 - 25	(Supertwin – 5, Supersport – 2)
Steven Cull	6	1980 - 88	(250 – 3, 350 – 1, Superbike – 2)
John McGuinness	6	2000 - 12	(250 – 1, 400 – 1, Supersport – 1, Superbike – 3)
Arthur Wheeler	5	1951 - 62	(250 – 5)
Tommy Robb	5	1959 - 65	(125 – 1, 250 – 4)
John Williams	5	1974 - 77	(350 – 1, 500 – 2, Superbike – 2)
Mick Grant	5	1975 - 82	(500 – 2, Superbike – 3)
Woolsey Coulter	5	1989 - 98	(250 – 5)
Ian Simpson	5	1995 - 98	(Supersport – 1, Production – 1, Superbike – 3)
Ryan Farquhar	5	2003 - 15	(Supertwin – 2, Supersport – 3)
Lee Johnston	5	2014 - 22	(Supertwin – 2, Supersport – 2, Superstock – 1)
Ernie Nott	4	1929 - 32	(500 – 4)
Jimmie Guthrie	4	1934 - 37	(500 – 4)
Bob McIntyre	4	1953 - 61	(350 – 2, 500 – 2)
Eddie Laycock	4	1986 - 90	(250 – 4)
David Jefferies	4	1999 - 02	(Supersport – 1, Superbike – 3)
William Dunlop	4	2009 - 14	(125 – 1, 250 – 1, Supersport – 1, Superbike – 1)
Peter Hickman	4	2018 - 24	(Supertwin – 2, Superstock – 2)

The Triangle Circuit 8.970 miles

LAP & RACE RECORDS & BEST SECTORS ANALYSIS (RACE & QUALIFYING)

at the start of the meeting

SUPERTWIN	Name	Machine	Laps	m	s	mph	Session & Year
Lap Record	Richard Cooper	Kawasaki	4	47.065		112.490	Supertwin-2 2022
Best Qualifying Lap	Richard Cooper	Kawasaki	4	48.326		111.998	Thu Qualifying 2025
Best Sector 1	Richard Cooper	Kawasaki	2	06.768		114.729	Thu Qualifying 2025
Best Sector 2	Richard Cooper	Kawasaki	1	32.466		121.082	Supertwin-1 2025
Best Sector 3	Peter Hickman	Yamaha	1	05.960		99.333	Supertwin-2 2024
Ideal Lap (sum of best sectors)			4	43.823		113.775	*
Difference (Best Lap – Ideal Lap)					3.242		
Race Record	Richard Cooper	Kawasaki	4	19	08.608	112.017	Supertwin-2 2022

SUPERSPORT	Name	Machine	Laps	m	s	mph	Session & Year
Lap Record	Michael Dunlop	Ducati	4	32.162		118.650	Supersport-1 2025
Best Qualifying Lap	Richard Cooper	Yamaha	4	33.627		118.015	Thu Qualifying 2024
Best Sector 1	Michael Dunlop	Ducati	2	00.108		121.091	Supersport-1 2025
Best Sector 2	Richard Cooper	Yamaha	1	26.154		129.953	Supersport-2 2025
Best Sector 3	Peter Hickman	Triumph	1	03.777		102.733	Supersport-2 2023
Ideal Lap (sum of best sectors)			4	30.039		119.583	
Difference (Best Lap – Ideal Lap)					2.123		
Race Record	Richard Cooper	Yamaha	4	18	14.560	117.549	Supersport-2 2025

SUPERSTOCK	Name	Machine	Laps	m	s	mph	Session & Year
Lap Record	Alastair Seeley	BMW	4	19.407		124.484	Superstock-2 2023
Best Qualifying Lap	Davey Todd	BMW	4	19.324		124.524	Thu Qualifying 2024
Best Sector 1	Michael Dunlop	BMW	1	54.619		126.890	Superstock-1 2025
Best Sector 2	Peter Hickman	BMW	1	21.615		137.181	Superstock-2 2025
Best Sector 3	Peter Hickman	BMW	1	02.382		105.030	Superstock-2 2025
Ideal Lap (sum of best sectors)			4	17.602		125.356	*
Difference (Best Lap – Ideal Lap)					1.805		
Race Record	Davey Todd	BMW	4	17	17.767	123.982	Superstock-1 2024

SUPERBIKE	Name	Machine	Laps	m	s	mph	Session & Year
Lap Record	Glenn Irwin	Ducati	4	16.737		125.779	Superbike-1 2024
Best Qualifying Lap	Glenn Irwin	Ducati	4	16.443		125.928	Thu Qualifying 2024
Best Sector 1	Michael Dunlop	BMW	1	54.054		127.519	Superbike-3 2025
Best Sector 2	Michael Dunlop	BMW	1	20.611		138.889	Superbike-2 2025
Best Sector 3	Glenn Irwin	Ducati	1	01.877		105.887	Superbike-1 2024
Ideal Lap (sum of best sectors)			4	15.086		126.593	*
Difference (Best Lap – Ideal Lap)					1.651		
Race Record	Glenn Irwin	Ducati	4	17	06.551	125.336	Superbike-1 2024

Sector	Description	Distance
Sector 1	Finish to Ballysally Roundabout	4.04 miles
Sector 2	Ballysally Roundabout to Metropole	3.11 miles
Sector 3	Metropole to Finish	1.82 miles

2025 – Sector 1 shorter and Sector 2 longer due to Intermediate 2 being repositioned at Ballysally Roundabout. Ideal Lap Times marked with * were not bettered in 2025 and are calculated using previous sector 1 & 2 positions.

FASTEST SPEED TRAP SPEEDS

Class	Name	Machine	mph	Session & Year
Superbike	Josh Brookes	BMW	212.4	2023 Thu Qualifying
Superbike	Bruce Anstey	Honda	209.8	2016 Superbike-1
Superbike	Davey Todd	BMW	209.8	2024 Thu Qualifying
Superbike	Glenn Irwin	Ducati	209.8	2024 Superbike-1
Superbike	Alastair Seeley	BMW	209.1	2023 Thu Qualifying
Superbike	Dean Harrison	Honda	209.1	2025 Wed Qualifying
Superstock	Michael Dunlop	Honda	206.5	2023 Superstock-1
Supersport	Richard Cooper	Yamaha	187.0	2023 Supersport-1
Supertwin	Richard Cooper	Kawasaki	170.5	2023 Tue Qualifying


BRIGGS EQUIPMENT NORTH WEST 200 SUPERSPORT

Q2: First Qualifying
Wednesday, 06 May 2026



Pos	Class	No	Name	Machine / Sponsor	Qualifying Time	Qualifying Speed		Total Laps	Qualifying Laps	
					5:47.210	Best Lap	Speed			
					Time	Behind	On			
Qualifying Classification										
1	SSP	47	Richard COOPER	Yamaha - BPE by Russell Racing	4:50.877		111.016	4	5	4
2	SSP	99	Jeremy McWILLIAMS	Kawasaki - CD Racing by MSS Performance	4:53.419	2.542	110.054	6	7	7
3	SSP	3	Dean HARRISON	Honda - Honda Racing	4:55.676	4.799	109.214	4	5	5
4	SSP	666	Peter HICKMAN	Triumph - Trooper Triumph by PHR	4:56.187	5.310	109.026	5	6	5
5	SSP	34	Alastair SEELEY	Ducati - Binch Pro Ducati by 3B Const	4:56.265	5.388	108.997	6	7	7
6	SSP	12	Ian HUTCHINSON	Ducati - Burrows Engineering/RK Racing	4:58.464	7.587	108.194	4	5	5
7	SSP	7	Josh BROOKES	Suzuki - Carl Cox Motosport/Uggy&Co	5:00.254	9.377	107.549	6	6	5
8	SSP	22	Paul JORDAN	Ducati - Jackson Racing by Prosper2	5:00.598	9.721	107.426	5	6	6
9	SSP	59	Darryl TWEED	Triumph - Stanley Stewart by Novogen	5:01.436	10.559	107.127	5	6	5
10	SSP	92	Mitch REES	Honda - Milenco by Padgett's Motorcycles	5:03.267	12.390	106.480	4	5	4
11	SSP	16	Mike BROWNE	Yamaha - BPE by Russell Racing	5:03.708	12.831	106.326	3	5	3
12	SSP	6	Michael DUNLOP	Ducati - Scars Ducati by MD Racing	5:03.885	13.008	106.264	3	4	3
13	SSP	24	Carl PHILLIPS	Ducati - Bell Bikesport B&W Racing	5:04.719	13.842	105.973	5	6	5
14	SSP	199	Pierre Yves BIAN	Triumph - Swan Racing by PHR	5:06.671	15.794	105.299	5	5	4
15	SSP	13	Gary McCOY	Suzuki - MadBros Racing	5:07.920	17.043	104.871	6	6	5
16	SSP	96	Dominic HERBERTSON	Triumph - KTS Racing	5:08.007	17.130	104.842	3	4	3
17	SSP	29	Sean BROLLY	Ducati	5:10.430	19.553	104.023	6	6	4
18	SSP	5	Kevin KEYES	Yamaha - Daracore Racing	5:12.617	21.740	103.296	5	5	4
19	SSP	8	Christian ELKIN	Ducati - Bell Bikesport B&W Racing	5:14.749	23.872	102.596	3	5	3
20	SSP	44	Rob HODSON	Ducati - SMT Racing	5:16.274	25.397	102.101	4	5	3
21	SSP	134	Don GILBERT	Yamaha - Parker Car Transport Racing	5:17.881	27.004	101.585	4	5	3
22	SSP	42	Jonathan PERRY	Kawasaki - Lion Heart Racing	5:18.435	27.558	101.408	4	5	3
23	SSP	384	Mauro PONCINI	Yamaha - Delmo Racing	5:18.807	27.930	101.290	3	5	4
24	SSP	23	Marcus SIMPSON	Triumph - D&D Buckley Racing	5:20.706	29.829	100.690	4	4	2
25	SSP	14	Ilja CALJOUW	Yamaha - Performance Racing Achterhoek	5:21.165	30.288	100.546	5	6	5
26	SSP	222	Michael GAHAN	Suzuki	5:21.949	31.072	100.302	6	6	4
27	SSP	65	Michael SWEENEY	Yamaha - EM Building	5:22.152	31.275	100.238	2	3	2
28	SSP	58	Michael ALLEN	Kawasaki - Gobshite Racing	5:22.997	32.120	99.976	4	4	3
29	SSP	74	Joey THOMPSON	Honda - TH Racing	5:23.844	32.967	99.715	4	5	3
30	SSP	91	Julian TRUMMER	Triumph - Smith Racing	5:24.290	33.413	99.578	4	4	3
31	SSP	25	Amalric BLANC	Honda - Never Be Clever Racing	5:24.756	33.879	99.435	3	3	2
32	SSP	17	Michael EVANS	Triumph - Dafabet Racing	5:25.997	35.120	99.056	4	4	3
33	SSP	55	Leon JEACOCK	Ducati - JMC Racing	5:26.363	35.486	98.945	3	3	2
34	SSP	21	Graham McALEESE	Yamaha	5:26.579	35.702	98.880	5	6	5
35	SSP	90	Craig KENNELLY	Yamaha - Resideo Racing	5:30.804	39.927	97.617	5	5	4
36	SSP	28	Niko LEHTIRANTA	Yamaha - Parker Car Transport Racing	5:31.049	40.172	97.544	2	3	2
37	SSP	39	Allann VENTER	Honda - TH Racing	5:31.682	40.805	97.358	5	6	4
38	SSP	30	Liam CHAWKE	Suzuki - Chawkie Racing SC	5:32.359	41.482	97.160	3	4	3
39	SSP	20	Andy HORNBY	Yamaha	5:33.972	43.095	96.691	4	5	3
40	SSP	97	Lee HARA	Yamaha - FAO Racing	5:34.452	43.575	96.552	4	4	3
41	SSP	36	Andrew HERD	Kawasaki - TST Group	5:35.805	44.928	96.163	5	5	3
42	SSP	19	Wayne BOURGEOIS	Yamaha - Basomba Racing La Bécanerie	5:36.553	45.676	95.949	2	3	2
43	SSP	77	Stephane BEDNAREK	Yamaha - F.R.T.	5:36.881	46.004	95.856	5	5	2
44	SSP	43	Stephen DEGNAN	Kawasaki	5:37.881	47.004	95.572	5	6	5
45	SSP	15	Sam WEST	Ducati - Prosperity Racing	5:38.087	47.210	95.514	4	4	2
46	SSP	71	Chris COOK	Kawasaki - STS Racing	5:38.858	47.981	95.297	4	4	3
47	SSP	69	Darragh TRAPPE	Kawasaki	5:39.422	48.545	95.138	3	4	2
48	SSP	10	Marty LENNON	Yamaha	5:40.717	49.840	94.777	2	3	2
49	SSP	51	Rad HUGHES	Kawasaki - RAF Motorsports	5:43.321	52.444	94.058	4	5	2
Non Qualifiers										
	SSP	9	Erno KOSTAMO	Ducati - Zerowaste Motorsport	5:13.184	22.307	103.109	2	3	1
	SSP	37	Barry BURRELL	Triumph - PHR Performance Triumph	5:28.498	37.621	98.302	3	3	1
	SSP	35	Daniel INGHAM	Kawasaki - Castings Technology	5:34.670	43.793	96.489	5	5	1

Provisional result to be confirmed by the Stewards of the Meeting subject to completion of technical inspections & the time limit for protests Page 1 / 2

Circuit	The Triangle	Signed	Organising Club	Coleraine & District MC
Length(miles)	8.9700 Lap 1 (8.8300)		Qualifying Started	12:40
Weather	Damp	Chief Timekeeper		
Track	Cloudy, 17°C	Issued At: 13:21		



**BRIGGS EQUIPMENT NORTH WEST 200
SUPERSPORT
Q2: First Qualifying
Wednesday, 06 May 2026**




Qualifying Time **5:47.210** Qualifying Speed **93.004**

Pos	Class	No	Name	Machine / Sponsor	Time	Best Lap Behind	Speed	On	Total Laps	Qualifying Laps
Non Qualifiers										
	SSP	80	Barry FURBER	Triumph - Martin Robinson Timber	5:42.388	51.511	94.314	2	3	<u>1</u>
	SSP	45	Eddy WORMALD	Suzuki - WoodWorm Racing	5:55.743	1:04.866	90.773	2	4	<u>0</u>
	SSP	48	Anthony McCOLGAN	Ducati	5:59.543	1:08.666	89.814	3	4	<u>0</u>
	SSP	109	Neil KERNOHAN	Yamaha - Kernohan Racing	7:13.509	2:22.632	74.490	1	2	<u>0</u>
	SSP	40	Maurizio BOTTALICO	Yamaha - Basomba Racing	31:56.141	27:05.264	16.853	1	1	<u>0</u>

No 25 - No transponder detected

Provisional result to be confirmed by the Stewards of the Meeting subject to completion of technical inspections & the time limit for protests Page 2 / 2

Circuit	The Triangle	Signed		Organising Club	Coleraine & District MC
Length(miles)	8.9700 Lap 1 (8.8300)		Chief Timekeeper	Qualifying Started	12:40
Weather	Damp	Issued At:	13:21		
Track	Cloudy, 17°C				



Qualifying Classification

Position

1 47 Richard COOPER

SSP Behind

Best Time **4:50.877** Best Speed **111.016** On **4** Gp

Lap	Lap Time	Lap Speed	Sector 1	Sector 2	Sector 3	Speed Trap
1	15:08.830	34.977		1:33.587	1:12.961	176.7
2	4:58.612	108.140	2:14.323	1:33.414	1:10.875	177.2
3	4:53.328	110.088	2:10.900	1:30.861	1:11.567	175.3
4	4:50.877	111.016	2:10.440	1:29.925	1:10.512	175.8
5	4:51.118	110.924	2:10.661	1:29.688	1:10.769	175.3
<i>Ideal</i>	<i>4:50.640</i>	<i>111.107</i>	<i>2:10.440</i>	<i>1:29.688</i>	<i>1:10.512</i>	<i>177.2</i>

2 99 Jeremy McWILLIAMS

SSP Behind **2.542**

Best Time **4:53.419** Best Speed **110.054** On **6** Gp

Lap	Lap Time	Lap Speed	Sector 1	Sector 2	Sector 3	Speed Trap
1	5:47.133	91.573		1:38.119	1:15.830	156.2
2	5:04.867	105.922	2:16.945	1:35.771	1:12.151	167.5
3	4:59.653	107.765	2:13.728	1:34.533	1:11.392	167.5
4	4:59.152	107.945	2:12.473	1:33.309	1:13.370	165.8
5	4:59.862	107.690	2:13.767	1:35.098	1:10.997	167.5
6	4:53.419	110.054	2:12.076	1:31.838	1:09.505	166.2
7	5:21.479	100.448	2:19.751	1:41.222		164.6
<i>Ideal</i>	<i>4:53.419</i>	<i>110.054</i>	<i>2:12.076</i>	<i>1:31.838</i>	<i>1:09.505</i>	<i>167.5</i>

3 3 Dean HARRISON

SSP Behind **4.799**

Best Time **4:55.676** Best Speed **109.214** On **4** Gp

Lap	Lap Time	Lap Speed	Sector 1	Sector 2	Sector 3	Speed Trap
1	5:45.010	92.136		1:41.442	1:17.350	175.8
2	5:05.559	105.682	2:17.342	1:35.651	1:12.566	176.7
3	5:05.179	105.813	2:17.926	1:34.931	1:12.322	174.4
4	4:55.676	109.214	2:12.070	1:31.960	1:11.646	175.8
5	5:03.682	106.335	2:13.854	1:34.880		165.0
<i>Ideal</i>	<i>4:55.676</i>	<i>109.214</i>	<i>2:12.070</i>	<i>1:31.960</i>	<i>1:11.646</i>	<i>176.7</i>

Qualifying Classification

Position

4 666 Peter HICKMAN

SSP Behind **5.310**

Best Time **4:56.187** Best Speed **109.026** On **5** Gp

Lap	Lap Time	Lap Speed	Sector 1	Sector 2	Sector 3	Speed Trap
1	8:16.964	63.964		1:37.237	1:15.037	166.2
2	5:09.399	104.370	2:20.686	1:36.234	1:12.479	167.5
3	5:06.649	105.306	2:17.246	1:35.419	1:13.984	167.1
4	5:00.777	107.362	2:16.446	1:33.041	1:11.290	164.6
5	4:56.187	109.026	2:13.643	1:32.413	1:10.131	165.8
6	4:58.122	108.318	2:15.683	1:32.432	1:10.007	165.4
<i>Ideal</i>	<i>4:56.063</i>	<i>109.071</i>	<i>2:13.643</i>	<i>1:32.413</i>	<i>1:10.007</i>	<i>167.5</i>

5 34 Alastair SEELEY

SSP Behind **5.388**

Best Time **4:56.265** Best Speed **108.997** On **6** Gp

Lap	Lap Time	Lap Speed	Sector 1	Sector 2	Sector 3	Speed Trap
1	5:41.400	93.111		1:38.073	1:16.651	175.3
2	5:08.345	104.727	2:17.203	1:35.808	1:15.334	171.3
3	5:00.372	107.507	2:14.658	1:33.642	1:12.072	170.0
4	4:56.639	108.860	2:12.869	1:32.220	1:11.550	170.5
5	4:57.739	108.457	2:13.122	1:33.708	1:10.909	170.5
6	4:56.265	108.997	2:12.378	1:31.630	1:12.257	168.7
7	5:07.209	105.114	2:15.509	1:31.617		168.7
<i>Ideal</i>	<i>4:54.904</i>	<i>109.500</i>	<i>2:12.378</i>	<i>1:31.617</i>	<i>1:10.909</i>	<i>175.3</i>

6 12 Ian HUTCHINSON

SSP Behind **7.587**

Best Time **4:58.464** Best Speed **108.194** On **4** Gp

Lap	Lap Time	Lap Speed	Sector 1	Sector 2	Sector 3	Speed Trap
1	5:43.482	92.546		1:39.153	1:18.385	172.2
2	5:04.971	105.885	2:17.395	1:34.698	1:12.878	176.7
3	5:03.540	106.385	2:16.471	1:34.706	1:12.363	173.5
4	4:58.464	108.194	2:13.219	1:33.205	1:12.040	174.0
5	5:03.301	106.468	2:13.952	1:34.118		171.8
<i>Ideal</i>	<i>4:58.464</i>	<i>108.194</i>	<i>2:13.219</i>	<i>1:33.205</i>	<i>1:12.040</i>	<i>176.7</i>

DETAILED SECTOR ANALYSIS

Qualifying Classification

Position

7 7 Josh BROOKES

SSP Behind 9.377

Best Time 5:00.254 Best Speed 107.549 On 6 Gp

Lap	Lap Time	Lap Speed	Sector 1	Sector 2	Sector 3	Speed Trap
1	5:47.410	91.500	1:38.141	1:15.629	158.1	
2	5:09.492	104.339	2:18.691	1:37.273	1:13.528	166.7
3	5:04.249	106.137	2:16.686	1:34.931	1:12.632	167.1
4	5:07.915	104.873	2:18.528	1:35.130	1:14.257	165.4
5	5:03.540	106.385	2:16.016	1:34.590	1:12.934	165.0
6	5:00.254	107.549	2:15.023	1:33.374	1:11.857	166.2
<i>Ideal</i>	5:00.254	107.549	2:15.023	1:33.374	1:11.857	167.1

8 22 Paul JORDAN

SSP Behind 9.721

Best Time 5:00.598 Best Speed 107.426 On 5 Gp

Lap	Lap Time	Lap Speed	Sector 1	Sector 2	Sector 3	Speed Trap
1	5:42.023	92.941	1:40.311	1:15.969	171.3	
2	5:07.162	105.130	2:18.467	1:34.371	1:14.324	163.4
3	5:13.635	102.960	2:22.130	1:38.116	1:13.389	162.6
4	5:01.749	107.016	2:16.139	1:32.584	1:13.026	172.6
5	5:00.598	107.426	2:15.736	1:32.014	1:12.848	163.4
6	5:07.777	104.920	2:18.887	1:32.169	171.3	
<i>Ideal</i>	5:00.598	107.426	2:15.736	1:32.014	1:12.848	172.6

9 59 Darryl TWEED

SSP Behind 10.559

Best Time 5:01.436 Best Speed 107.127 On 5 Gp

Lap	Lap Time	Lap Speed	Sector 1	Sector 2	Sector 3	Speed Trap
1	8:16.845	63.980	1:40.115	1:17.402	159.2	
2	5:16.930	101.890	2:21.443	1:40.641	1:14.846	161.5
3	5:07.382	105.055	2:16.747	1:36.485	1:14.150	166.7
4	5:07.202	105.117	2:18.119	1:35.516	1:13.567	166.7
5	5:01.436	107.127	2:15.535	1:34.404	1:11.497	163.8
6	5:13.948	102.858	2:16.067	1:37.653	163.0	
<i>Ideal</i>	5:01.436	107.127	2:15.535	1:34.404	1:11.497	166.7

Qualifying Classification

Position

10 92 Mitch REES

SSP Behind 12.390

Best Time 5:03.267 Best Speed 106.480 On 4 Gp

Lap	Lap Time	Lap Speed	Sector 1	Sector 2	Sector 3	Speed Trap
1	11:13.324	47.211	1:37.757	1:16.897	166.7	
2	5:13.753	102.922	2:20.752	1:36.937	1:16.064	166.7
3	5:07.701	104.946	2:19.274	1:34.778	1:13.649	166.7
4	5:03.267	106.480	2:16.750	1:34.048	1:12.469	165.0
5	5:04.017	106.218	2:17.139	1:33.264	1:13.614	167.9
<i>Ideal</i>	5:02.483	106.756	2:16.750	1:33.264	1:12.469	167.9

11 16 Mike BROWNE

SSP Behind 12.831

Best Time 5:03.708 Best Speed 106.326 On 3 Gp

Lap	Lap Time	Lap Speed	Sector 1	Sector 2	Sector 3	Speed Trap
1	5:47.808	91.395	1:39.071	1:14.867	150.6	
2	5:08.665	104.618	2:17.927	1:37.388	1:13.350	178.1
3	5:03.708	106.326	2:16.295	1:35.426	1:11.987	171.3
4	5:15.498	102.352	2:19.062	1:38.193	169.2	
5	11:29.102	46.861	1:34.339	1:13.030	170.5	
<i>Ideal</i>	5:02.621	106.708	2:16.295	1:34.339	1:11.987	178.1

12 6 Michael DUNLOP

SSP Behind 13.008

Best Time 5:03.885 Best Speed 106.264 On 3 Gp

Lap	Lap Time	Lap Speed	Sector 1	Sector 2	Sector 3	Speed Trap
1	9:37.286	55.065	1:39.439	1:19.298	173.1	
2	5:08.739	104.593	2:18.619	1:35.001	1:15.119	174.9
3	5:03.885	106.264	2:16.381	1:33.244	1:14.260	174.9
4	5:16.928	101.891	2:16.774	1:34.497	174.0	
<i>Ideal</i>	5:03.885	106.264	2:16.381	1:33.244	1:14.260	174.9

Qualifying Classification

Position

13	24 Carl PHILLIPS	SSP	Behind	13.842		
Best Time	5:04.719	Best Speed	105.973	On 5 Gp		
Lap	Lap Time	Lap Speed	Sector 1	Sector 2	Sector 3	Speed Trap
1	6:04.127	87.299		1:39.403	1:17.102	169.2
2	5:11.755	103.581	2:19.458	1:37.620	1:14.677	169.6
3	5:07.406	105.047	2:17.639	1:36.204	1:13.563	159.9
4	5:05.911	105.560	2:15.338	1:36.642	1:13.931	166.7
5	5:04.719	105.973	2:15.627	1:35.746	1:13.346	167.9
6	5:11.438	103.687	2:17.795	1:35.059		167.9
<i>Ideal</i>	<i>5:03.743</i>	<i>106.314</i>	<i>2:15.338</i>	<i>1:35.059</i>	<i>1:13.346</i>	<i>169.6</i>

14 199 Pierre Yves BIAN

	SSP	Behind	15.794			
Best Time	5:06.671	Best Speed	105.299			
On	5	Gp				
Lap	Lap Time	Lap Speed	Sector 1	Sector 2	Sector 3	Speed Trap
1	10:24.388	50.911		1:42.047	1:20.300	160.7
2	5:17.046	101.853	2:22.363	1:36.687	1:17.996	167.5
3	5:11.919	103.527	2:19.385	1:35.499	1:17.035	167.5
4	5:07.834	104.901	2:17.938	1:35.592	1:14.304	169.6
5	5:06.671	105.299	2:19.081	1:34.345	1:13.245	167.1
<i>Ideal</i>	<i>5:05.528</i>	<i>105.692</i>	<i>2:17.938</i>	<i>1:34.345</i>	<i>1:13.245</i>	<i>169.6</i>

15 13 Gary McCOY

	SSP	Behind	17.043			
Best Time	5:07.920	Best Speed	104.871			
On	6	Gp				
Lap	Lap Time	Lap Speed	Sector 1	Sector 2	Sector 3	Speed Trap
1	8:48.377	60.162		1:40.056	1:17.190	165.8
2	5:14.248	102.760	2:21.089	1:38.151	1:15.008	166.2
3	5:08.958	104.519	2:18.517	1:36.348	1:14.093	165.4
4	5:09.079	104.478	2:19.116	1:35.736	1:14.227	166.2
5	5:09.001	104.505	2:18.105	1:36.753	1:14.143	161.5
6	5:07.920	104.871	2:17.683	1:35.667	1:14.570	165.8
<i>Ideal</i>	<i>5:07.443</i>	<i>105.034</i>	<i>2:17.683</i>	<i>1:35.667</i>	<i>1:14.093</i>	<i>166.2</i>

Qualifying Classification

Position

16	96 Dominic HERBERTSON	SSP	Behind	17.130		
Best Time	5:08.007	Best Speed	104.842	On 3 Gp		
Lap	Lap Time	Lap Speed	Sector 1	Sector 2	Sector 3	Speed Trap
1	12:28.907	42.446		1:38.493	1:15.912	155.9
2	5:10.050	104.151	2:18.883	1:36.529	1:14.638	170.5
3	5:08.007	104.842	2:20.305	1:34.887	1:12.815	170.9
4	5:14.519	102.671	2:16.853	1:34.666		168.3
<i>Ideal</i>	<i>5:04.334</i>	<i>106.107</i>	<i>2:16.853</i>	<i>1:34.666</i>	<i>1:12.815</i>	<i>170.9</i>

17 29 Sean BROLLY

	SSP	Behind	19.553			
Best Time	5:10.430	Best Speed	104.023			
On	6	Gp				
Lap	Lap Time	Lap Speed	Sector 1	Sector 2	Sector 3	Speed Trap
1	6:39.664	79.537		1:46.206	1:23.049	150.6
2	5:32.333	97.168	2:29.310	1:43.153	1:19.870	164.6
3	5:26.676	98.850	2:26.129	1:41.430	1:19.117	161.1
4	5:32.781	97.037	2:33.037	1:38.258		160.7
5	7:39.071	70.342		1:35.953	1:15.116	158.1
6	5:10.430	104.023	2:21.667	1:34.977	1:13.786	152.7
<i>Ideal</i>	<i>5:10.430</i>	<i>104.023</i>	<i>2:21.667</i>	<i>1:34.977</i>	<i>1:13.786</i>	<i>164.6</i>

18 5 Kevin KEYES

	SSP	Behind	21.740			
Best Time	5:12.617	Best Speed	103.296			
On	5	Gp				
Lap	Lap Time	Lap Speed	Sector 1	Sector 2	Sector 3	Speed Trap
1	11:58.980	44.213		1:39.594	1:17.103	160.3
2	5:23.532	99.811	2:27.693	1:40.524	1:15.315	156.9
3	5:15.380	102.391	2:23.237	1:37.774	1:14.369	157.7
4	5:15.034	102.503	2:23.504	1:37.834	1:13.696	156.2
5	5:12.617	103.296	2:21.433	1:36.605	1:14.579	157.7
<i>Ideal</i>	<i>5:11.734</i>	<i>103.588</i>	<i>2:21.433</i>	<i>1:36.605</i>	<i>1:13.696</i>	<i>160.3</i>

Qualifying Classification

Position

19	8 Christian ELKIN	SSP	Behind	23.872		
Best Time	5:14.749	Best Speed	102.596	On 3 Gp		
Lap	Lap Time	Lap Speed	Sector 1	Sector 2	Sector 3	Speed Trap
1	6:07.085	86.596		1:40.055	1:17.998	161.1
2	5:14.883	102.552	2:19.582	1:39.120	1:16.181	172.2
3	5:14.749	102.596	2:19.291	1:38.717	1:16.741	169.2
4	5:41.470	94.568	2:28.411	1:44.926		159.6
5	10:51.584	49.559		1:35.256	1:15.095	172.6
<i>Ideal</i>	<i>5:09.642</i>	<i>104.288</i>	<i>2:19.291</i>	<i>1:35.256</i>	<i>1:15.095</i>	<i>172.6</i>

20 44 Rob HODSON

		SSP	Behind	25.397		
Best Time	5:16.274	Best Speed	102.101	On 4 Gp		
Lap	Lap Time	Lap Speed	Sector 1	Sector 2	Sector 3	Speed Trap
1	9:11.848	57.603		1:45.681		151.0
2	8:40.024	62.097		1:41.567	1:19.775	169.6
3	5:20.947	100.615	2:25.989	1:39.789	1:15.169	169.2
4	5:16.274	102.101	2:19.545	1:38.301	1:18.428	166.7
5	5:35.516	96.246	2:29.741	1:43.219		166.7
<i>Ideal</i>	<i>5:13.015</i>	<i>103.164</i>	<i>2:19.545</i>	<i>1:38.301</i>	<i>1:15.169</i>	<i>169.6</i>

21 134 Don GILBERT

		SSP	Behind	27.004		
Best Time	5:17.881	Best Speed	101.585	On 4 Gp		
Lap	Lap Time	Lap Speed	Sector 1	Sector 2	Sector 3	Speed Trap
1	8:30.032	62.326		1:44.989		148.6
2	6:48.265	79.096		1:40.390	1:17.751	161.9
3	5:24.448	99.529	2:26.341	1:41.393	1:16.714	163.0
4	5:17.881	101.585	2:23.453	1:39.203	1:15.225	159.9
5	5:27.035	98.742	2:26.719	1:39.639		155.1
<i>Ideal</i>	<i>5:17.881</i>	<i>101.585</i>	<i>2:23.453</i>	<i>1:39.203</i>	<i>1:15.225</i>	<i>163.0</i>

Qualifying Classification

Position

22	42 Jonathan PERRY	SSP	Behind	27.558		
Best Time	5:18.435	Best Speed	101.408	On 4 Gp		
Lap	Lap Time	Lap Speed	Sector 1	Sector 2	Sector 3	Speed Trap
1	6:32.133	81.064		1:44.135		160.3
2	10:18.841	52.181		1:40.728	1:17.587	161.1
3	5:22.307	100.190	2:24.696	1:40.197	1:17.414	160.3
4	5:18.435	101.408	2:22.980	1:39.683	1:15.772	159.2
5	5:20.087	100.885	2:25.427	1:38.265	1:16.395	159.6
<i>Ideal</i>	<i>5:17.017</i>	<i>101.862</i>	<i>2:22.980</i>	<i>1:38.265</i>	<i>1:15.772</i>	<i>161.1</i>

23 384 Mauro PONCINI

		SSP	Behind	27.930		
Best Time	5:18.807	Best Speed	101.290	On 3 Gp		
Lap	Lap Time	Lap Speed	Sector 1	Sector 2	Sector 3	Speed Trap
1	13:44.522	38.553				0.0
2	5:26.357	98.947				0.0
3	5:18.807	101.290				0.0
4	5:23.967	99.677				0.0
5	5:22.823	100.030				0.0
<i>Ideal</i>	<i>0.000</i>	<i>0.000</i>				<i>0.0</i>

24 23 Marcus SIMPSON

		SSP	Behind	29.829		
Best Time	5:20.706	Best Speed	100.690	On 4 Gp		
Lap	Lap Time	Lap Speed	Sector 1	Sector 2	Sector 3	Speed Trap
1	14:23.204	36.826		1:45.075	1:22.728	158.8
2	5:33.095	96.945	2:28.612	1:41.592		158.8
3	7:07.146	75.599		1:41.134	1:18.712	161.9
4	5:20.706	100.690	2:24.681	1:39.078	1:16.947	160.3
<i>Ideal</i>	<i>5:20.706</i>	<i>100.690</i>	<i>2:24.681</i>	<i>1:39.078</i>	<i>1:16.947</i>	<i>161.9</i>

Qualifying Classification

Position

25	14 Ilja CALJOUW	SSP	Behind	30.288		
Best Time	5:21.165	Best Speed	100.546	On 5 Gp		
Lap	Lap Time	Lap Speed	Sector 1	Sector 2	Sector 3	Speed Trap
1	8:05.752	65.441	1:46.421	1:25.175	159.9	
2	5:35.891	96.138	2:32.302	1:43.039	1:20.550	168.3
3	5:28.502	98.301	2:27.762	1:40.427	1:20.313	167.5
4	5:21.637	100.399	2:25.291	1:38.881	1:17.465	165.0
5	5:21.165	100.546	2:22.815	1:38.118	1:20.232	159.6
6	5:21.538	100.430	2:22.620	1:39.250	1:19.668	169.6
<i>Ideal</i>	<i>5:18.203</i>	<i>101.482</i>	<i>2:22.620</i>	<i>1:38.118</i>	<i>1:17.465</i>	<i>169.6</i>

26 222 Michael GAHAN

26	222 Michael GAHAN	SSP	Behind	31.072		
Best Time	5:21.949	Best Speed	100.302	On 6 Gp		
Lap	Lap Time	Lap Speed	Sector 1	Sector 2	Sector 3	Speed Trap
1	6:41.100	79.252	1:49.246	1:24.981	145.1	
2	5:36.190	96.053	2:31.039	1:43.548	1:21.603	161.5
3	5:34.420	96.561	2:30.039	1:42.936	1:21.445	154.1
4	5:31.854	97.308	2:28.876	1:42.893	1:20.085	159.6
5	6:34.532	81.849	3:36.386	1:40.585	1:17.561	162.2
6	5:21.949	100.302	2:24.135	1:39.600	1:18.214	158.1
<i>Ideal</i>	<i>5:21.296</i>	<i>100.505</i>	<i>2:24.135</i>	<i>1:39.600</i>	<i>1:17.561</i>	<i>162.2</i>

27 65 Michael SWEENEY

27	65 Michael SWEENEY	SSP	Behind	31.275		
Best Time	5:22.152	Best Speed	100.238	On 2 Gp		
Lap	Lap Time	Lap Speed	Sector 1	Sector 2	Sector 3	Speed Trap
1	6:07.943	86.394	1:42.560	1:24.044	163.0	
2	5:22.152	100.238	2:23.624	1:39.222	1:19.306	165.8
3	5:28.041	98.439	2:25.941	1:39.891	161.1	
<i>Ideal</i>	<i>5:22.152</i>	<i>100.238</i>	<i>2:23.624</i>	<i>1:39.222</i>	<i>1:19.306</i>	<i>165.8</i>

Qualifying Classification

Position

28	58 Michael ALLEN	SSP	Behind	32.120		
Best Time	5:22.997	Best Speed	99.976	On 4 Gp		
Lap	Lap Time	Lap Speed	Sector 1	Sector 2	Sector 3	Speed Trap
1	17:05.988	30.983	1:47.845	1:25.883	144.2	
2	5:34.695	96.482	2:31.306	1:43.605	1:19.784	152.3
3	5:25.564	99.188	2:25.854	1:40.063	1:19.647	160.3
4	5:22.997	99.976	2:25.798	1:39.647	1:17.552	150.3
<i>Ideal</i>	<i>5:22.997</i>	<i>99.976</i>	<i>2:25.798</i>	<i>1:39.647</i>	<i>1:17.552</i>	<i>160.3</i>

29 74 Joey THOMPSON

29	74 Joey THOMPSON	SSP	Behind	32.967		
Best Time	5:23.844	Best Speed	99.715	On 4 Gp		
Lap	Lap Time	Lap Speed	Sector 1	Sector 2	Sector 3	Speed Trap
1	6:23.108	82.974	1:44.759	159.9		
2	6:45.578	79.620	1:42.976	1:23.504	167.5	
3	5:30.647	97.663	2:30.177	1:40.910	1:19.560	169.6
4	5:23.844	99.715	2:27.815	1:38.260	1:17.769	159.9
5	5:35.082	96.370	2:33.377	1:39.733	169.2	
<i>Ideal</i>	<i>5:23.844</i>	<i>99.715</i>	<i>2:27.815</i>	<i>1:38.260</i>	<i>1:17.769</i>	<i>169.6</i>

30 91 Julian TRUMMER

30	91 Julian TRUMMER	SSP	Behind	33.413		
Best Time	5:24.290	Best Speed	99.578	On 4 Gp		
Lap	Lap Time	Lap Speed	Sector 1	Sector 2	Sector 3	Speed Trap
1	9:20.489	56.715	1:44.657	1:22.959	158.1	
2	5:33.093	96.946	2:29.013	1:43.833	1:20.247	157.3
3	5:26.272	98.973	2:26.753	1:40.966	1:18.553	158.1
4	5:24.290	99.578	2:24.816	1:40.403	155.5	
<i>Ideal</i>	<i>5:23.772</i>	<i>99.737</i>	<i>2:24.816</i>	<i>1:40.403</i>	<i>1:18.553</i>	<i>158.1</i>

31 25 Amalric BLANC

31	25 Amalric BLANC	SSP	Behind	33.879		
Best Time	5:24.756	Best Speed	99.435	On 3 Gp		
Lap	Lap Time	Lap Speed	Sector 1	Sector 2	Sector 3	Speed Trap
1	21:10.973	25.011				0.0
2	5:27.457	98.614				0.0
3	5:24.756	99.435				0.0
<i>Ideal</i>	<i>0.000</i>	<i>0.000</i>				<i>0.0</i>

SUPERSPORT

Q2: First Qualifying

Wednesday, 06 May 2026

DETAILED SECTOR ANALYSIS

Qualifying Classification

Position

32	17 Michael EVANS	SSP	Behind	35.120		
Best Time	5:25.997	Best Speed	99.056	On 4 Gp		
Lap	Lap Time	Lap Speed	Sector 1	Sector 2	Sector 3	Speed Trap
1	14:48.367	35.783		1:44.668	1:24.067	166.7
2	5:37.044	95.809	2:31.519	1:42.404	1:23.121	166.7
3	5:34.176	96.632	2:31.595	1:41.701	1:20.880	167.5
4	5:25.997	99.056	2:27.164	1:39.289	1:19.544	166.7
Ideal	5:25.997	99.056	2:27.164	1:39.289	1:19.544	167.5

33 55 Leon JEACOCK

33	55 Leon JEACOCK	SSP	Behind	35.486		
Best Time	5:26.363	Best Speed	98.945	On 3 Gp		
Lap	Lap Time	Lap Speed	Sector 1	Sector 2	Sector 3	Speed Trap
1	20:53.909	25.351		1:46.533	1:23.451	152.7
2	5:26.392	98.936	2:27.224	1:40.156	1:19.012	161.9
3	5:26.363	98.945	2:25.422	1:40.023	1:20.918	163.8
Ideal	5:24.457	99.526	2:25.422	1:40.023	1:19.012	163.8

34 21 Graham McALEESE

34	21 Graham McALEESE	SSP	Behind	35.702		
Best Time	5:26.579	Best Speed	98.880	On 5 Gp		
Lap	Lap Time	Lap Speed	Sector 1	Sector 2	Sector 3	Speed Trap
1	6:21.777	83.263				149.0
2	5:34.735	96.470	2:31.395	1:43.641	1:19.699	161.9
3	5:33.467	96.837	2:29.959	1:41.901	1:21.607	162.6
4	5:32.329	97.169	2:30.582	1:41.616	1:20.131	163.8
5	5:26.579	98.880	2:27.314	1:40.423	1:18.842	162.2
6	5:32.635	97.079	2:29.666			161.9
Ideal	5:26.579	98.880	2:27.314	1:40.423	1:18.842	163.8

35 90 Craig KENNELLY

35	90 Craig KENNELLY	SSP	Behind	39.927		
Best Time	5:30.804	Best Speed	97.617	On 5 Gp		
Lap	Lap Time	Lap Speed	Sector 1	Sector 2	Sector 3	Speed Trap
1	12:50.315	41.266		1:49.429	1:25.104	144.5
2	5:42.935	94.164	2:36.200	1:45.208	1:21.527	159.6
3	5:35.553	96.235	2:31.225	1:42.783	1:21.545	160.7
4	5:33.613	96.795	2:31.814	1:41.000	1:20.799	160.3
5	5:30.804	97.617	2:29.356	1:42.592	1:18.856	160.3
Ideal	5:29.212	98.089	2:29.356	1:41.000	1:18.856	160.7

Qualifying Classification

Position

36	28 Niko LEHTIRANTA	SSP	Behind	40.172		
Best Time	5:31.049	Best Speed	97.544	On 2 Gp		
Lap	Lap Time	Lap Speed	Sector 1	Sector 2	Sector 3	Speed Trap
1	9:17.665	57.002		1:47.987	1:24.024	161.5
2	5:31.049	97.544	2:28.492	1:43.062	1:19.495	161.5
3	5:32.992	96.975	2:26.115	1:42.579		160.7
Ideal	5:28.189	98.395	2:26.115	1:42.579	1:19.495	161.5

37 39 Allann VENTER

37	39 Allann VENTER	SSP	Behind	40.805		
Best Time	5:31.682	Best Speed	97.358	On 5 Gp		
Lap	Lap Time	Lap Speed	Sector 1	Sector 2	Sector 3	Speed Trap
1	6:58.190	76.013		1:48.710	1:29.919	143.0
2	5:56.295	90.633	2:41.486	1:48.313	1:26.496	161.5
3	5:41.579	94.537	2:34.477	1:43.762	1:23.340	167.1
4	5:34.052	96.668	2:30.438	1:41.847	1:21.767	171.3
5	5:31.682	97.358	2:29.930	1:40.068	1:21.684	162.2
6	5:39.674	95.068	2:29.353	1:44.606		152.0
Ideal	5:31.105	97.528	2:29.353	1:40.068	1:21.684	171.3

38 30 Liam CHAWKE

38	30 Liam CHAWKE	SSP	Behind	41.482		
Best Time	5:32.359	Best Speed	97.160	On 3 Gp		
Lap	Lap Time	Lap Speed	Sector 1	Sector 2	Sector 3	Speed Trap
1	6:41.569	79.159		1:49.002	1:24.399	162.2
2	5:36.037	96.097	2:31.114	1:44.605	1:20.318	166.7
3	5:32.359	97.160	2:27.258	1:42.840	1:22.261	161.9
4	5:39.973	94.984	2:29.942	1:44.292		165.4
Ideal	5:30.416	97.731	2:27.258	1:42.840	1:20.318	166.7

39 20 Andy HORNBY

39	20 Andy HORNBY	SSP	Behind	43.095		
Best Time	5:33.972	Best Speed	96.691	On 4 Gp		
Lap	Lap Time	Lap Speed	Sector 1	Sector 2	Sector 3	Speed Trap
1	6:53.187	76.934		1:53.023	1:26.760	146.7
2	5:54.048	91.208	2:43.167	1:47.672	1:23.209	150.0
3	5:41.167	94.652	2:35.586	1:44.280	1:21.301	155.1
4	5:33.972	96.691	2:30.907	1:44.133	1:18.932	158.4
5	5:41.851	94.462	2:33.736	1:43.325		151.3
Ideal	5:33.164	96.925	2:30.907	1:43.325	1:18.932	158.4

Qualifying Classification

Position

40	97 Lee HARA	SSP	Behind	43.575		
Best Time	5:34.452	Best Speed	96.552	On 4 Gp		
Lap	Lap Time	Lap Speed	Sector 1	Sector 2	Sector 3	Speed Trap
1	6:58.585	75.942	1:47.878	1:29.734	156.6	
2	5:42.968	94.155	2:34.454	1:45.331	1:23.183	151.3
3	5:36.330	96.013	2:29.933	1:44.965	1:21.432	159.2
4	5:34.452	96.552	2:28.608	1:42.444		158.1
<i>Ideal</i>	<i>5:32.484</i>	<i>97.123</i>	<i>2:28.608</i>	<i>1:42.444</i>	<i>1:21.432</i>	<i>159.2</i>

41 36 Andrew HERD

	SSP	Behind	44.928			
Best Time	5:35.805	Best Speed	96.163			
On	5	Gp				
Lap	Lap Time	Lap Speed	Sector 1	Sector 2	Sector 3	Speed Trap
1	6:52.440	77.073	1:54.091	1:30.841	118.5	
2	5:54.291	91.145	2:41.480	1:47.453	1:25.358	138.0
3	5:42.289	94.341	2:34.262	1:45.055	1:22.972	142.0
4	5:37.499	95.680	2:32.866	1:42.470	1:22.163	154.8
5	5:35.805	96.163	2:30.765	1:41.719		155.1
<i>Ideal</i>	<i>5:34.647</i>	<i>96.496</i>	<i>2:30.765</i>	<i>1:41.719</i>	<i>1:22.163</i>	<i>155.1</i>

42 19 Wayne BOURGEOIS

	SSP	Behind	45.676			
Best Time	5:36.553	Best Speed	95.949			
On	2	Gp				
Lap	Lap Time	Lap Speed	Sector 1	Sector 2	Sector 3	Speed Trap
1	20:31.665	25.809		2:00.598	1:23.606	166.2
2	5:36.553	95.949	2:29.902	1:44.886	1:21.765	167.5
3	5:37.844	95.583	2:32.321	1:43.517	1:22.006	166.2
<i>Ideal</i>	<i>5:35.184</i>	<i>96.341</i>	<i>2:29.902</i>	<i>1:43.517</i>	<i>1:21.765</i>	<i>167.5</i>

43 77 Stephane BEDNAREK

	SSP	Behind	46.004			
Best Time	5:36.881	Best Speed	95.856			
On	5	Gp				
Lap	Lap Time	Lap Speed	Sector 1	Sector 2	Sector 3	Speed Trap
1	7:20.347	72.189		1:51.587		130.2
2	6:36.818	81.377		1:47.227		150.3
3	6:41.486	80.431		1:45.682	1:24.949	152.0
4	5:38.057	95.522	2:32.365	1:43.929	1:21.763	152.7
5	5:36.881	95.856	2:32.093	1:44.114	1:20.674	147.7
<i>Ideal</i>	<i>5:36.696</i>	<i>95.908</i>	<i>2:32.093</i>	<i>1:43.929</i>	<i>1:20.674</i>	<i>152.7</i>

Qualifying Classification

Position

44	43 Stephen DEGNAN	SSP	Behind	47.004		
Best Time	5:37.881	Best Speed	95.572	On 5 Gp		
Lap	Lap Time	Lap Speed	Sector 1	Sector 2	Sector 3	Speed Trap
1	6:51.814	77.190		1:48.726	1:28.383	159.2
2	5:46.590	93.171	2:36.308	1:45.989	1:24.293	158.4
3	5:43.744	93.942	2:35.396	1:45.445	1:22.903	159.6
4	5:39.560	95.100	2:32.340	1:44.749	1:22.471	153.7
5	5:37.881	95.572	2:32.884	1:43.545	1:21.452	157.7
6	5:39.728	95.053	2:31.013	1:43.018		158.8
<i>Ideal</i>	<i>5:35.483</i>	<i>96.255</i>	<i>2:31.013</i>	<i>1:43.018</i>	<i>1:21.452</i>	<i>159.6</i>

45 15 Sam WEST

	SSP	Behind	47.210			
Best Time	5:38.087	Best Speed	95.514			
On	4	Gp				
Lap	Lap Time	Lap Speed	Sector 1	Sector 2	Sector 3	Speed Trap
1	17:53.181	29.620		1:44.479		158.4
2	7:07.667	75.507		1:44.523	1:23.137	157.7
3	5:38.819	95.308	2:32.723	1:45.144	1:20.952	151.6
4	5:38.087	95.514	2:31.242	1:45.614	1:21.231	149.3
<i>Ideal</i>	<i>5:36.673</i>	<i>95.915</i>	<i>2:31.242</i>	<i>1:44.479</i>	<i>1:20.952</i>	<i>158.4</i>

46 71 Chris COOK

	SSP	Behind	47.981			
Best Time	5:38.858	Best Speed	95.297			
On	4	Gp				
Lap	Lap Time	Lap Speed	Sector 1	Sector 2	Sector 3	Speed Trap
1	17:36.252	30.095		1:53.632	1:29.294	141.7
2	5:47.059	93.045	2:35.124	1:47.902	1:24.033	155.1
3	5:40.581	94.814	2:31.007	1:45.769	1:23.805	151.3
4	5:38.858	95.297	2:31.133	1:45.686	1:22.039	155.9
<i>Ideal</i>	<i>5:38.732</i>	<i>95.332</i>	<i>2:31.007</i>	<i>1:45.686</i>	<i>1:22.039</i>	<i>155.9</i>

47 69 Darragh TRAPPE

	SSP	Behind	48.545			
Best Time	5:39.422	Best Speed	95.138			
On	3	Gp				
Lap	Lap Time	Lap Speed	Sector 1	Sector 2	Sector 3	Speed Trap
1	7:03.695	75.026		1:51.176	1:25.620	144.5
2	5:47.387	92.957	2:37.583	1:45.952	1:23.852	158.1
3	5:39.422	95.138	2:32.739	1:44.014	1:22.669	159.9
4	5:39.481	95.122	2:32.101	1:44.161		159.9
<i>Ideal</i>	<i>5:38.784</i>	<i>95.317</i>	<i>2:32.101</i>	<i>1:44.014</i>	<i>1:22.669</i>	<i>159.9</i>

SUPERSPORT

Q2: First Qualifying

Wednesday, 06 May 2026

DETAILED SECTOR ANALYSIS

Qualifying Classification

Position

48 10 Marty LENNON

SSP Behind **49.840**

Best Time **5:40.717** Best Speed **94.777** On **2** Gp

Lap	Lap Time	Lap Speed	Sector 1	Sector 2	Sector 3	Speed Trap
1	13:15.259	39.972		1:44.179	1:22.984	151.3
2	5:40.717	94.777	2:34.239	1:43.819	1:22.659	148.6
3	5:43.316	94.059	2:34.345	1:43.523		142.7
<i>Ideal</i>	<i>5:40.421</i>	<i>94.859</i>	<i>2:34.239</i>	<i>1:43.523</i>	<i>1:22.659</i>	<i>151.3</i>

49 51 Rad HUGHES

SSP Behind **52.444**

Best Time **5:43.321** Best Speed **94.058** On **4** Gp

Lap	Lap Time	Lap Speed	Sector 1	Sector 2	Sector 3	Speed Trap
1	7:02.827	75.180		1:52.869	1:27.980	146.1
2	5:55.081	90.943	2:40.142	1:48.765	1:26.174	161.1
3	5:45.290	93.521	2:34.620	1:46.325	1:24.345	157.7
4	5:43.321	94.058	2:32.842	1:47.790		156.2
5	7:44.192	69.566		1:45.895	1:23.723	149.0
<i>Ideal</i>	<i>5:42.460</i>	<i>94.294</i>	<i>2:32.842</i>	<i>1:45.895</i>	<i>1:23.723</i>	<i>161.1</i>

Non Qualifiers

Position

9 Erno KOSTAMO

SSP Behind **22.307**

Best Time **5:13.184** Best Speed **103.109** On **2** Gp

Lap	Lap Time	Lap Speed	Sector 1	Sector 2	Sector 3	Speed Trap
1	6:28.587	81.804		1:39.908	1:16.683	170.0
2	5:13.184	103.109	2:20.800	1:35.067		173.1
3	20:37.260	26.100		1:34.155		174.4
<i>Ideal</i>	<i>5:11.638</i>	<i>103.620</i>	<i>2:20.800</i>	<i>1:34.155</i>	<i>1:16.683</i>	<i>174.4</i>

37 Barry BURRELL

SSP Behind **37.621**

Best Time **5:28.498** Best Speed **98.302** On **3** Gp

Lap	Lap Time	Lap Speed	Sector 1	Sector 2	Sector 3	Speed Trap
1	11:39.374	45.452		2:12.454		140.9
2	19:04.025	28.227		1:40.514	1:22.108	160.7
3	5:28.498	98.302	2:30.309	1:39.437	1:18.752	149.0
<i>Ideal</i>	<i>5:28.498</i>	<i>98.302</i>	<i>2:30.309</i>	<i>1:39.437</i>	<i>1:18.752</i>	<i>160.7</i>

Non Qualifiers

Position

35 Daniel INGHAM

SSP Behind **43.793**

Best Time **5:34.670** Best Speed **96.489** On **5** Gp

Lap	Lap Time	Lap Speed	Sector 1	Sector 2	Sector 3	Speed Trap
1	7:18.822	72.439		1:49.486	1:28.795	129.5
2	5:51.495	91.870	2:38.758	1:46.409	1:26.328	164.2
3	5:48.134	92.757	2:34.267	1:44.442		164.2
4	11:44.034	45.867		1:42.457	1:22.107	164.2
5	5:34.670	96.489	2:30.956	1:42.572	1:21.142	162.2
<i>Ideal</i>	<i>5:34.555</i>	<i>96.522</i>	<i>2:30.956</i>	<i>1:42.457</i>	<i>1:21.142</i>	<i>164.2</i>

80 Barry FURBER

SSP Behind **51.511**

Best Time **5:42.388** Best Speed **94.314** On **2** Gp

Lap	Lap Time	Lap Speed	Sector 1	Sector 2	Sector 3	Speed Trap
1	8:16.657	64.004		1:48.843	1:28.069	159.2
2	5:42.388	94.314	2:30.788	1:44.311		162.2
3	20:44.223	25.954		1:42.507	1:22.256	159.2
<i>Ideal</i>	<i>5:35.551</i>	<i>96.236</i>	<i>2:30.788</i>	<i>1:42.507</i>	<i>1:22.256</i>	<i>162.2</i>

45 Eddy WORMALD

SSP Behind **1:04.866**

Best Time **5:55.743** Best Speed **90.773** On **2** Gp

Lap	Lap Time	Lap Speed	Sector 1	Sector 2	Sector 3	Speed Trap
1	7:58.896	66.378		1:57.443	1:31.819	137.7
2	5:55.743	90.773	2:38.660	1:49.759	1:27.324	142.3
3	5:58.727	90.018	2:36.837	1:51.107		149.0
4	12:16.901	43.821		1:46.186	1:24.560	159.9
<i>Ideal</i>	<i>5:47.583</i>	<i>92.904</i>	<i>2:36.837</i>	<i>1:46.186</i>	<i>1:24.560</i>	<i>159.9</i>

48 Anthony McCOLGAN

SSP Behind **1:08.666**

Best Time **5:59.543** Best Speed **89.814** On **3** Gp

Lap	Lap Time	Lap Speed	Sector 1	Sector 2	Sector 3	Speed Trap
1	7:12.070	73.571		1:54.883		148.0
2	10:26.143	51.573		1:53.297	1:29.205	153.4
3	5:59.543	89.814	2:41.357	1:48.316		151.3
4	9:35.713	56.090		1:45.860		157.3
<i>Ideal</i>	<i>5:56.422</i>	<i>90.600</i>	<i>2:41.357</i>	<i>1:45.860</i>	<i>1:29.205</i>	<i>157.3</i>

Non Qualifiers

Position

109 Neil KERNOHAN

SSP Behind **2:22.632**

Best Time **7:13.509** Best Speed **74.490** On **1** Gp

Lap	Lap Time	Lap Speed	Sector 1	Sector 2	Sector 3	Speed Trap
1	7:13.509	73.327		1:50.366		153.0
2	17:42.604	30.389		1:43.162		155.1
<i>Ideal</i>	<i>0.000</i>	<i>0.000</i>		<i>1:43.162</i>		<i>155.1</i>

40 Maurizio BOTTALICO

SSP Behind **27:05.264**

Best Time **31:56.141** Best Speed **16.853** On **1** Gp

Lap	Lap Time	Lap Speed	Sector 1	Sector 2	Sector 3	Speed Trap
1	31:56.141	16.590		1:41.558	1:17.538	163.0
<i>Ideal</i>	<i>0.000</i>	<i>0.000</i>		<i>1:41.558</i>	<i>1:17.538</i>	<i>163.0</i>

BRIGGS EQUIPMENT NORTH WEST 200

SUPERSPORT

Q2: First Qualifying

SECTOR ANALYSIS

Perfect Lap (sum of best sectors) = **4:49.633**



SECTOR 1			SECTOR 2		SECTOR 3		IDEAL / BEST								
FINISH - BALLYALLY			BALLYALLY - METROPOLE		METROPOLE - FINISH		COMPARISON								
Pos	No	Name	Time	No	Name	No	Name	Time	Pos	No	Name	Ideal Time	Best Time	Diff	
1	47	Richard COOPER	2:10.440	47	Richard COOPER	1:29.688	99	Jeremy McWILLIAMS	1:09.505	1	47	Richard COOPER	4:50.640	4:50.877	0.237
2	3	Dean HARRISON	2:12.070	34	Alastair SEELEY	1:31.617	666	Peter HICKMAN	1:10.007	2	99	Jeremy McWILLIAMS	4:53.419	4:53.419	0.000
3	99	Jeremy McWILLIAMS	2:12.076	99	Jeremy McWILLIAMS	1:31.838	47	Richard COOPER	1:10.512	3	3	Dean HARRISON	4:55.676	4:55.676	0.000
4	34	Alastair SEELEY	2:12.378	3	Dean HARRISON	1:31.960	34	Alastair SEELEY	1:10.909	4	666	Peter HICKMAN	4:56.063	4:56.187	0.124
5	12	Ian HUTCHINSON	2:13.219	22	Paul JORDAN	1:32.014	59	Darryl TWEED	1:11.497	5	34	Alastair SEELEY	4:54.904	4:56.265	1.361
6	666	Peter HICKMAN	2:13.643	666	Peter HICKMAN	1:32.413	3	Dean HARRISON	1:11.646	6	12	Ian HUTCHINSON	4:58.464	4:58.464	0.000
7	7	Josh BROOKES	2:15.023	12	Ian HUTCHINSON	1:33.205	7	Josh BROOKES	1:11.857	7	7	Josh BROOKES	5:00.254	5:00.254	0.000
8	24	Carl PHILLIPS	2:15.338	6	Michael DUNLOP	1:33.244	16	Mike BROWNE	1:11.987	8	22	Paul JORDAN	5:00.598	5:00.598	0.000
9	59	Darryl TWEED	2:15.535	92	Mitch REES	1:33.264	12	Ian HUTCHINSON	1:12.040	9	59	Darryl TWEED	5:01.436	5:01.436	0.000
10	22	Paul JORDAN	2:15.736	7	Josh BROOKES	1:33.374	92	Mitch REES	1:12.469	10	92	Mitch REES	5:02.483	5:03.267	0.784
11	16	Mike BROWNE	2:16.295	9	Erno KOSTAMO	1:34.155	96	Dominic HERBERTSON	1:12.815	11	16	Mike BROWNE	5:02.621	5:03.708	1.087
12	6	Michael DUNLOP	2:16.381	16	Mike BROWNE	1:34.339	22	Paul JORDAN	1:12.848	12	6	Michael DUNLOP	5:03.885	5:03.885	0.000
13	92	Mitch REES	2:16.750	199	Pierre Yves BIAN	1:34.345	199	Pierre Yves BIAN	1:13.245	13	24	Carl PHILLIPS	5:03.743	5:04.719	0.976
14	96	Dominic HERBERTSON	2:16.853	59	Darryl TWEED	1:34.404	24	Carl PHILLIPS	1:13.346	14	199	Pierre Yves BIAN	5:05.528	5:06.671	1.143
15	13	Gary McCOY	2:17.683	96	Dominic HERBERTSON	1:34.666	5	Kevin KEYES	1:13.696	15	13	Gary McCOY	5:07.443	5:07.920	0.477
16	199	Pierre Yves BIAN	2:17.938	29	Sean BROLLY	1:34.977	29	Sean BROLLY	1:13.786	16	96	Dominic HERBERTSON	5:04.334	5:08.007	3.673
17	8	Christian ELKIN	2:19.291	24	Carl PHILLIPS	1:35.059	13	Gary McCOY	1:14.093	17	29	Sean BROLLY	5:10.430	5:10.430	0.000
18	44	Rob HODSON	2:19.545	8	Christian ELKIN	1:35.256	6	Michael DUNLOP	1:14.260	18	5	Kevin KEYES	5:11.734	5:12.617	0.883
19	9	Erno KOSTAMO	2:20.800	13	Gary McCOY	1:35.667	8	Christian ELKIN	1:15.095	19	9	Erno KOSTAMO	5:11.638	5:13.184	1.546
20	5	Kevin KEYES	2:21.433	5	Kevin KEYES	1:36.605	44	Rob HODSON	1:15.169	20	8	Christian ELKIN	5:09.642	5:14.749	5.107
21	29	Sean BROLLY	2:21.667	14	Ilja CALJOUW	1:38.118	134	Don GILBERT	1:15.225	21	44	Rob HODSON	5:13.015	5:16.274	3.259
22	14	Ilja CALJOUW	2:22.620	74	Joey THOMPSON	1:38.260	42	Jonathan PERRY	1:15.772	22	134	Don GILBERT	5:17.881	5:17.881	0.000
23	42	Jonathan PERRY	2:22.980	42	Jonathan PERRY	1:38.265	9	Erno KOSTAMO	1:16.683	23	42	Jonathan PERRY	5:17.017	5:18.435	1.418
24	134	Don GILBERT	2:23.453	44	Rob HODSON	1:38.301	23	Marcus SIMPSON	1:16.947	24	384	Mauro PONCINI		5:18.807	
25	65	Michael SWEENEY	2:23.624	23	Marcus SIMPSON	1:39.078	14	Ilja CALJOUW	1:17.465	25	23	Marcus SIMPSON	5:20.706	5:20.706	0.000
26	222	Michael GAHAN	2:24.135	134	Don GILBERT	1:39.203	40	Maurizio BOTTALICO	1:17.538	26	14	Ilja CALJOUW	5:18.203	5:21.165	2.962
27	23	Marcus SIMPSON	2:24.681	65	Michael SWEENEY	1:39.222	58	Michael ALLEN	1:17.552	27	222	Michael GAHAN	5:21.296	5:21.949	0.653
28	91	Julian TRUMMER	2:24.816	17	Michael EVANS	1:39.289	222	Michael GAHAN	1:17.561	28	65	Michael SWEENEY	5:22.152	5:22.152	0.000
29	55	Leon JEACOCK	2:25.422	37	Barry BURRELL	1:39.437	74	Joey THOMPSON	1:17.769	29	58	Michael ALLEN	5:22.997	5:22.997	0.000
30	58	Michael ALLEN	2:25.798	222	Michael GAHAN	1:39.600	91	Julian TRUMMER	1:18.553	30	74	Joey THOMPSON	5:23.844	5:23.844	0.000
31	28	Niko LEHTIRANTA	2:26.115	58	Michael ALLEN	1:39.647	37	Barry BURRELL	1:18.752	31	91	Julian TRUMMER	5:23.772	5:24.290	0.518
32	17	Michael EVANS	2:27.164	55	Leon JEACOCK	1:40.023	21	Graham McALEESE	1:18.842	32	25	Amalric BLANC		5:24.756	
33	30	Liam CHAWKE	2:27.258	39	Allann VENTER	1:40.068	90	Craig KENNELLY	1:18.856	33	17	Michael EVANS	5:25.997	5:25.997	0.000
34	21	Graham McALEESE	2:27.314	91	Julian TRUMMER	1:40.403	20	Andy HORNBY	1:18.932	34	55	Leon JEACOCK	5:24.457	5:26.363	1.906
35	74	Joey THOMPSON	2:27.815	21	Graham McALEESE	1:40.423	55	Leon JEACOCK	1:19.012	35	21	Graham McALEESE	5:26.579	5:26.579	0.000
36	97	Lee HARA	2:28.608	90	Craig KENNELLY	1:41.000	65	Michael SWEENEY	1:19.306	36	37	Barry BURRELL	5:28.498	5:28.498	0.000
37	39	Allann VENTER	2:29.353	40	Maurizio BOTTALICO	1:41.558	28	Niko LEHTIRANTA	1:19.495	37	90	Craig KENNELLY	5:29.212	5:30.804	1.592
38	90	Craig KENNELLY	2:29.356	36	Andrew HERD	1:41.719	17	Michael EVANS	1:19.544	38	28	Niko LEHTIRANTA	5:28.189	5:31.049	2.860
39	19	Wayne BOURGEOIS	2:29.902	97	Lee HARA	1:42.444	30	Liam CHAWKE	1:20.318	39	39	Allann VENTER	5:31.105	5:31.682	0.577
40	37	Barry BURRELL	2:30.309	35	Daniel INGHAM	1:42.457	77	Stephane BEDNAREK	1:20.674	40	30	Liam CHAWKE	5:30.416	5:32.359	1.943
41	36	Andrew HERD	2:30.765	80	Barry FURBER	1:42.507	15	Sam WEST	1:20.952	41	20	Andy HORNBY	5:33.164	5:33.972	0.808
42	80	Barry FURBER	2:30.788	28	Niko LEHTIRANTA	1:42.579	35	Daniel INGHAM	1:21.142	42	97	Lee HARA	5:32.484	5:34.452	1.968
43	20	Andy HORNBY	2:30.907	30	Liam CHAWKE	1:42.840	97	Lee HARA	1:21.432	43	35	Daniel INGHAM	5:34.555	5:34.670	0.115
44	35	Daniel INGHAM	2:30.956	43	Stephen DEGNAN	1:43.018	43	Stephen DEGNAN	1:21.452	44	36	Andrew HERD	5:34.647	5:35.805	1.158
45	71	Chris COOK	2:31.007	109	Neil KERNOHAN	1:43.162	39	Allann VENTER	1:21.684	45	19	Wayne BOURGEOIS	5:35.184	5:36.553	1.369
46	43	Stephen DEGNAN	2:31.013	20	Andy HORNBY	1:43.325	19	Wayne BOURGEOIS	1:21.765	46	77	Stephane BEDNAREK	5:36.696	5:36.881	0.185
47	15	Sam WEST	2:31.242	19	Wayne BOURGEOIS	1:43.517	71	Chris COOK	1:22.039	47	43	Stephen DEGNAN	5:35.483	5:37.881	2.398
48	77	Stephane BEDNAREK	2:32.093	10	Marty LENNON	1:43.523	36	Andrew HERD	1:22.163	48	15	Sam WEST	5:36.673	5:38.087	1.414
49	69	Darragh TRAPPE	2:32.101	77	Stephane BEDNAREK	1:43.929	80	Barry FURBER	1:22.256	49	71	Chris COOK	5:38.732	5:38.858	0.126
50	51	Rad HUGHES	2:32.842	69	Darragh TRAPPE	1:44.014	10	Marty LENNON	1:22.659	50	69	Darragh TRAPPE	5:38.784	5:39.422	0.638
51	10	Marty LENNON	2:34.239	15	Sam WEST	1:44.479	69	Darragh TRAPPE	1:22.669	51	10	Marty LENNON	5:40.421	5:40.717	0.296
52	45	Eddy WORMALD	2:36.837	71	Chris COOK	1:45.686	51	Rad HUGHES	1:23.723	52	80	Barry FURBER	5:35.551	5:42.388	6.837
53	48	Anthony McCOLGAN	2:41.357	48	Anthony McCOLGAN	1:45.860	45	Eddy WORMALD	1:24.560	53	51	Rad HUGHES	5:42.460	5:43.321	0.861
				51	Rad HUGHES	1:45.895	48	Anthony McCOLGAN	1:29.205	54	45	Eddy WORMALD	5:47.583	5:55.743	8.160
				45	Eddy WORMALD	1:46.186				55	48	Anthony McCOLGAN	5:56.422	5:59.543	3.121



BRIGGS EQUIPMENT NORTH WEST 200

SUPERSPORT

Q2: First Qualifying

SECTOR ANALYSIS

Perfect Lap (sum of best sectors) = 4:49.633



56 109 Neil KERNOHAN

17:42.604



SPEED TRAP

ON APPROACH TO UNIVERSITY

Class	No/Name	Fastest	Lap 1	Lap 2	Lap 3	Lap 4	Lap 5	Lap 6	Lap 7	Lap 8	Lap 9	Lap 10	Lap 11	Lap 12
SSP	16 Mike BROWNE	178.1	150.6	178.1	171.3	169.2	170.5							
SSP	47 Richard COOPER	177.2	176.7	177.2	175.3	175.8	175.3							
SSP	3 Dean HARRISON	176.7	175.8	176.7	174.4	175.8	165.0							
SSP	12 Ian HUTCHINSON	176.7	172.2	176.7	173.5	174.0	171.8							
SSP	34 Alastair SEELEY	175.3	175.3	171.3	170.0	170.5	170.5	168.7	168.7					
SSP	6 Michael DUNLOP	174.9	173.1	174.9	174.9	174.0								
SSP	9 Erno KOSTAMO	174.4	170.0	173.1	174.4									
SSP	22 Paul JORDAN	172.6	171.3	163.4	162.6	172.6	163.4	171.3						
SSP	8 Christian ELKIN	172.6	161.1	172.2	169.2	159.6	172.6							
SSP	39 Allann VENTER	171.3	143.0	161.5	167.1	171.3	162.2	152.0						
SSP	96 Dominic HERBERTSON	170.9	155.9	170.5	170.9	168.3								
SSP	74 Joey THOMPSON	169.6	159.9	167.5	169.6	159.9	169.2							
SSP	199 Pierre Yves BIAN	169.6	160.7	167.5	167.5	169.6	167.1							
SSP	44 Rob HODSON	169.6	151.0	169.6	169.2	166.7	166.7							
SSP	14 Iija CALJOUW	169.6	159.9	168.3	167.5	165.0	159.6	169.6						
SSP	24 Carl PHILLIPS	169.6	169.2	169.6	159.9	166.7	167.9	167.9						
SSP	92 Mitch REES	167.9	166.7	166.7	166.7	165.0	167.9							
SSP	17 Michael EVANS	167.5	166.7	166.7	167.5	166.7								
SSP	666 Peter HICKMAN	167.5	166.2	167.5	167.1	164.6	165.8	165.4						
SSP	99 Jeremy McWILLIAMS	167.5	156.2	167.5	167.5	165.8	167.5	166.2	164.6					
SSP	19 Wayne BOURGEAIS	167.5	166.2	167.5	166.2									
SSP	7 Josh BROOKES	167.1	158.1	166.7	167.1	165.4	165.0	166.2						
SSP	30 Liam CHAWKE	166.7	162.2	166.7	161.9	165.4								
SSP	59 Darryl TWEED	166.7	159.2	161.5	166.7	166.7	163.8	163.0						
SSP	13 Gary McCOY	166.2	165.8	166.2	165.4	166.2	161.5	165.8						
SSP	65 Michael SWEENEY	165.8	163.0	165.8	161.1									
SSP	29 Sean BROLLY	164.6	150.6	164.6	161.1	160.7	158.1	152.7						
SSP	35 Daniel INGHAM	164.2	129.5	164.2	164.2	164.2	162.2							
SSP	21 Graham McALEESE	163.8	149.0	161.9	162.6	163.8	162.2	161.9						
SSP	55 Leon JEACOCK	163.8	152.7	161.9	163.8									
SSP	134 Don GILBERT	163.0	148.6	161.9	163.0	159.9	155.1							
SSP	40 Maurizio BOTTALICO	163.0	163.0											
SSP	80 Barry FURBER	162.2	159.2	162.2	159.2									
SSP	222 Michael GAHAN	162.2	145.1	161.5	154.1	159.6	162.2	158.1						
SSP	23 Marcus SIMPSON	161.9	158.8	158.8	161.9	160.3								
SSP	28 Niko LEHTIRANTA	161.5	161.5	161.5	160.7									
SSP	42 Jonathan PERRY	161.1	160.3	161.1	160.3	159.2	159.6							
SSP	51 Rad HUGHES	161.1	146.1	161.1	157.7	156.2	149.0							
SSP	90 Craig KENNELLY	160.7	144.5	159.6	160.7	160.3	160.3							
SSP	37 Barry BURRELL	160.7	140.9	160.7	149.0									
SSP	5 Kevin KEYES	160.3	160.3	156.9	157.7	156.2	157.7							
SSP	58 Michael ALLEN	160.3	144.2	152.3	160.3	150.3								
SSP	69 Darragh TRAPPE	159.9	144.5	158.1	159.9	159.9								
SSP	45 Eddy WORMALD	159.9	137.7	142.3	149.0	159.9								
SSP	43 Stephen DEGNAN	159.6	159.2	158.4	159.6	153.7	157.7	158.8						
SSP	97 Lee HARA	159.2	156.6	151.3	159.2	158.1								
SSP	15 Sam WEST	158.4	158.4	157.7	151.6	149.3								
SSP	20 Andy HORNBY	158.4	146.7	150.0	155.1	158.4	151.3							
SSP	91 Julian TRUMMER	158.1	158.1	157.3	158.1	155.5								
SSP	48 Anthony McCOLGAN	157.3	148.0	153.4	151.3	157.3								
SSP	71 Chris COOK	155.9	141.7	155.1	151.3	155.9								

BRIGGS EQUIPMENT NORTH WEST 200

SUPERSPORT

Q2: First Qualifying
Wednesday, 06 May 2026



NW200

SPEED TRAP ON APPROACH TO UNIVERSITY

Class	No/Name	Fastest	Lap 1	Lap 2	Lap 3	Lap 4	Lap 5	Lap 6	Lap 7	Lap 8	Lap 9	Lap 10	Lap 11	Lap 12
SSP	109 Neil KERNOHAN	155.1	153.0	155.1										
SSP	36 Andrew HERD	155.1	118.5	138.0	142.0	154.8	155.1							
SSP	77 Stephane BEDNAREK	152.7	130.2	150.3	152.0	152.7	147.7							
SSP	10 Marty LENNON	151.3	151.3	148.6	142.7									



BRIGGS EQUIPMENT NORTH WEST 200 SUPERSPORT


Q8: Second Qualifying
Thursday, 07 May 2026



Pos	Class	No	Name	Machine / Sponsor	Qualifying Time	Qualifying Speed		Total Laps	Qualifying Laps	
					5:29.028	Best Lap	Speed			
					Time	Behind	Speed	On		
Qualifying Classification										
1	SSP	34	Alastair SEELEY	Ducati - Binch Pro Ducati by 3B Const	4:38.608		115.905	2	3	3
2	SSP	3	Dean HARRISON	Honda - Honda Racing	4:39.202	0.594	115.658	2	3	3
3	SSP	9	Erno KOSTAMO	Ducati - Zerowaste Motorsport	4:39.540	0.932	115.518	3	3	3
4	SSP	12	Ian HUTCHINSON	Ducati - Burrows Engineering/RK Racing	4:40.280	1.672	115.213	2	3	3
5	SSP	22	Paul JORDAN	Ducati - Jackson Racing by Prosper2	4:41.455	2.847	114.732	2	3	3
6	SSP	7	Josh BROOKES	Suzuki - Carl Cox Motosport/Uggy&Co	4:44.612	6.004	113.460	2	3	3
7	SSP	24	Carl PHILLIPS	Ducati - Bell Bikesport B&W Racing	4:46.182	7.574	112.837	2	3	3
8	SSP	8	Christian ELKIN	Ducati - Bell Bikesport B&W Racing	4:46.658	8.050	112.650	2	3	2
9	SSP	13	Gary McCOY	Suzuki - MadBros Racing	4:49.005	10.397	111.735	3	3	2
10	SSP	17	Michael EVANS	Triumph - Dafabet Racing	4:50.016	11.408	111.346	3	3	2
11	SSP	99	Jeremy McWILLIAMS	Kawasaki - CD Racing by MSS Performance	4:50.380	11.772	111.206	2	2	2
12	SSP	5	Kevin KEYES	Yamaha - Daracore Racing	4:51.684	13.076	110.709	2	3	2
13	SSP	74	Joey THOMPSON	Honda - TH Racing	4:52.952	14.344	110.230	2	3	2
14	SSP	39	Allann VENTER	Honda - TH Racing	4:53.296	14.688	110.100	2	3	2
15	SSP	40	Maurizio BOTTALICO	Yamaha - Basomba Racing	4:55.227	16.619	109.380	2	3	2
16	SSP	91	Julian TRUMMER	Triumph - Smith Racing	5:00.419	21.811	107.490	2	3	2
Non Qualifiers										
SSP	6	Michael DUNLOP	Ducati - Scars Ducati by MD Racing	4:38.975	0.367	115.752	2	3	1	
SSP	16	Mike BROWNE	Yamaha - BPE by Russell Racing	4:46.655	8.047	112.651	2	2	1	
SSP	59	Darryl TWEED	Triumph - Stanley Stewart by Novogen	4:46.799	8.191	112.595	2	2	1	
SSP	23	Marcus SIMPSON	Triumph - D&D Buckley Racing	4:51.250	12.642	110.874	2	2	1	
SSP	384	Mauro PONCINI	Yamaha - Delmo Racing	4:51.815	13.207	110.659	2	2	1	
SSP	92	Mitch REES	Honda - Milenco by Padgett's Motorcycles	4:53.428	14.820	110.051	2	2	1	
SSP	42	Jonathan PERRY	Kawasaki - Lion Heart Racing	4:57.740	19.132	108.457	2	3	1	
SSP	134	Don GILBERT	Yamaha - Parker Car Transport Racing	4:58.104	19.496	108.325	2	3	1	
SSP	21	Graham McALEESE	Yamaha	5:01.379	22.771	107.147	2	3	1	
SSP	35	Daniel INGHAM	Kawasaki - Castings Technology	5:02.382	23.774	106.792	2	2	1	
SSP	28	Niko LEHTIRANTA	Yamaha - Parker Car Transport Racing	5:02.691	24.083	106.683	2	2	1	
SSP	109	Neil KERNOHAN	Yamaha - Kernohan Racing	5:03.412	24.804	106.430	2	3	1	
SSP	36	Andrew HERD	Kawasaki - TST Group	5:03.811	25.203	106.290	2	3	1	
SSP	90	Craig KENNELLY	Yamaha - Resideo Racing	5:04.762	26.154	105.958	2	2	1	
SSP	14	Ilja CALJOUW	Yamaha - Performance Racing Achterhoek	5:05.683	27.075	105.639	2	2	1	
SSP	10	Marty LENNON	Yamaha - Parker Car Transport Racing	5:06.692	28.084	105.291	2	2	1	
SSP	80	Barry FURBER	Triumph - Martin Robinson Timber	5:06.904	28.296	105.219	2	2	1	
SSP	29	Sean BROLLY	Ducati	5:08.766	30.158	104.584	2	2	1	
SSP	222	Michael GAHAN	Suzuki	5:09.119	30.511	104.465	2	2	1	
SSP	19	Wayne BOURGEOIS	Yamaha - Basomba Racing La Bécaneirie	5:09.884	31.276	104.207	2	2	1	
SSP	97	Lee HARA	Yamaha - FAO Racing	5:10.104	31.496	104.133	2	2	1	
SSP	45	Eddy WORMALD	Suzuki - WoodWorm Racing	5:10.886	32.278	103.871	2	2	1	
SSP	30	Liam CHAWKE	Suzuki - Chawkie Racing SC	5:11.860	33.252	103.546	2	2	1	
SSP	77	Stephane BEDNAREK	Yamaha - F.R.T.	5:12.504	33.896	103.333	2	2	1	
SSP	73	David BROOK	Triumph - brooksuspension.com	5:12.944	34.336	103.188	2	2	1	
SSP	121	Liam THORNTON	Triumph - Thornton Racing	5:14.845	36.237	102.565	2	2	1	
SSP	71	Chris COOK	Kawasaki - STS Racing	5:15.113	36.505	102.478	2	2	1	
SSP	58	Michael ALLEN	Kawasaki - Gobshite Racing	5:15.528	36.920	102.343	2	2	1	
SSP	20	Andy HORNBLY	Yamaha	5:16.133	37.525	102.147	2	2	1	
SSP	69	Darragh TRAPPE	Kawasaki	5:17.492	38.884	101.710	2	2	1	
SSP	51	Rad HUGHES	Kawasaki - RAF Motorsports	5:23.049	44.441	99.960	2	2	1	
SSP	32	Martin MORRIS	Ducati - Redspeed International	5:23.883	45.275	99.703	2	2	1	
SSP	47	Richard COOPER	Yamaha - BPE by Russell Racing	5:24.106	45.498	99.634	1	2	1	
SSP	26	Dennis BOOTH	Kawasaki	5:27.265	48.657	98.672	2	2	1	
SSP	93	Paul CRANSTON	Kawasaki	5:30.389	51.781	97.739	2	2	0	
SSP	15	Sam WEST	Ducati - Prosperity Racing	8:14.480	3:35.872	65.305	1	1	0	

Provisional result to be confirmed by the Stewards of the Meeting subject to completion of technical inspections & the time limit for protests

Page 1 / 2

Circuit	The Triangle	Signed	Organising Club	Coleraine & District MC
Length(miles)	8.9700 Lap 1 (8.8300)		Qualifying Started	20:04
Weather	Cloudy	Chief Timekeeper		
Track	Dry, 16°C	Issued At: 20:39		




**BRIGGS EQUIPMENT NORTH WEST 200
SUPERSPORT
Q8: Second Qualifying
Thursday, 07 May 2026**



		Qualifying Time		5:29.028		Qualifying Speed		98.144		
Pos	Class	No	Name	Machine / Sponsor	Time	Best Lap Behind	Speed	On	Total Laps	Qualifying Laps
Non Qualifiers										
	SSP	25	Amalric BLANC	Honda - Never Be Clever Racing	12:00.656	7:22.048	44.809	1	1	0
	SSP	37	Barry BURRELL	Triumph - PHR Performance Triumph	12:25.643	7:47.035	43.308	1	1	0
	SSP	65	Michael SWEENEY	Yamaha - EM Building	12:38.572	7:59.964	42.569	1	1	0
	SSP	96	Dominic HERBERTSON	Triumph - KTS Racing	12:52.996	8:14.388	41.775	1	1	0
	SSP	666	Peter HICKMAN	Triumph - Trooper Triumph by PHR	12:53.533	8:14.925	41.746	1	1	0
	SSP	199	Pierre Yves BIAN	Triumph - Swan Racing by PHR	12:54.402	8:15.794	41.699	1	1	0

No 384 - No transponder detected

Provisional result to be confirmed by the Stewards of the Meeting subject to completion of technical inspections & the time limit for protests Page 2 / 2

Circuit	The Triangle	Signed		Organising Club	Coleraine & District MC
Length(miles)	8.9700 Lap 1 (8.8300)		Chief Timekeeper	Qualifying Started	20:04
Weather	Cloudy	Issued At:	20:39		
Track	Dry, 16°C				



Qualifying Classification

Position

1 **34 Alastair SEELEY**
 SSP Behind **2.847**
 Best Time **4:38.608** Best Speed **115.905** On **2** Gp

Lap	Lap Time	Lap Speed	Sector 1	Sector 2	Sector 3	Speed Trap
1	5:25.867	97.549	1:30.808	1:09.204	177.2	
2	4:38.608	115.905	2:03.328	1:28.869	1:06.411	176.7
3	4:46.926	112.545	2:03.509	1:34.862		177.7
<i>Ideal</i>	<i>4:38.608</i>	<i>115.905</i>	<i>2:03.328</i>	<i>1:28.869</i>	<i>1:06.411</i>	<i>177.7</i>

2 **3 Dean HARRISON**
 SSP Behind **0.594**
 Best Time **4:39.202** Best Speed **115.658** On **2** Gp

Lap	Lap Time	Lap Speed	Sector 1	Sector 2	Sector 3	Speed Trap
1	5:24.782	97.875	1:33.100	1:11.470	177.7	
2	4:39.202	115.658	2:03.271	1:29.094	1:06.837	182.0
3	4:48.751	111.833	2:12.184	1:30.125	1:06.442	174.9
<i>Ideal</i>	<i>4:38.807</i>	<i>115.822</i>	<i>2:03.271</i>	<i>1:29.094</i>	<i>1:06.442</i>	<i>182.0</i>

3 **9 Erno KOSTAMO**
 SSP Behind **0.932**
 Best Time **4:39.540** Best Speed **115.518** On **3** Gp

Lap	Lap Time	Lap Speed	Sector 1	Sector 2	Sector 3	Speed Trap
1	5:25.536	97.648	1:32.094	1:11.430	176.3	
2	4:41.539	114.698	2:04.647	1:29.814	1:07.078	181.0
3	4:39.540	115.518	2:03.472	1:29.210	1:06.858	179.1
<i>Ideal</i>	<i>4:39.540</i>	<i>115.518</i>	<i>2:03.472</i>	<i>1:29.210</i>	<i>1:06.858</i>	<i>181.0</i>

4 **12 Ian HUTCHINSON**
 SSP Behind **1.672**
 Best Time **4:40.280** Best Speed **115.213** On **2** Gp

Lap	Lap Time	Lap Speed	Sector 1	Sector 2	Sector 3	Speed Trap
1	5:25.325	97.712	1:31.631	1:11.402	178.1	
2	4:40.280	115.213	2:04.222	1:29.469	1:06.589	177.2
3	4:41.493	114.717	2:04.171	1:30.538	1:06.784	173.5
<i>Ideal</i>	<i>4:40.229</i>	<i>115.234</i>	<i>2:04.171</i>	<i>1:29.469</i>	<i>1:06.589</i>	<i>178.1</i>

Qualifying Classification

Position

5 **22 Paul JORDAN**
 SSP Behind **2.847**
 Best Time **4:41.455** Best Speed **114.732** On **2** Gp

Lap	Lap Time	Lap Speed	Sector 1	Sector 2	Sector 3	Speed Trap
1	5:22.830	98.467		1:31.793	1:12.304	154.1
2	4:41.455	114.732	2:04.847	1:29.693	1:06.915	175.8
3	4:42.724	114.217	2:04.235	1:28.351		175.3
<i>Ideal</i>	<i>4:39.501</i>	<i>115.534</i>	<i>2:04.235</i>	<i>1:28.351</i>	<i>1:06.915</i>	<i>175.8</i>

6 **7 Josh BROOKES**
 SSP Behind **6.004**
 Best Time **4:44.612** Best Speed **113.460** On **2** Gp

Lap	Lap Time	Lap Speed	Sector 1	Sector 2	Sector 3	Speed Trap
1	5:22.245	98.645		1:32.885	1:10.195	170.0
2	4:44.612	113.460	2:06.368	1:30.653	1:07.591	174.4
3	5:02.349	106.804	2:10.223	1:36.264		170.0
<i>Ideal</i>	<i>4:44.612</i>	<i>113.460</i>	<i>2:06.368</i>	<i>1:30.653</i>	<i>1:07.591</i>	<i>174.4</i>

7 **24 Carl PHILLIPS**
 SSP Behind **7.574**
 Best Time **4:46.182** Best Speed **112.837** On **2** Gp

Lap	Lap Time	Lap Speed	Sector 1	Sector 2	Sector 3	Speed Trap
1	5:26.422	97.383		1:32.761	1:09.402	175.3
2	4:46.182	112.837	2:05.962	1:31.865	1:08.355	175.3
3	4:54.660	109.591	2:06.517	1:32.138	1:16.005	169.6
<i>Ideal</i>	<i>4:46.182</i>	<i>112.837</i>	<i>2:05.962</i>	<i>1:31.865</i>	<i>1:08.355</i>	<i>175.3</i>

8 **8 Christian ELKIN**
 SSP Behind **8.050**
 Best Time **4:46.658** Best Speed **112.650** On **2** Gp

Lap	Lap Time	Lap Speed	Sector 1	Sector 2	Sector 3	Speed Trap
1	5:29.312	96.529		1:32.558	1:09.463	163.0
2	4:46.658	112.650	2:07.062	1:31.209	1:08.387	174.4
3	4:50.755	111.063	2:08.174	1:32.085	1:10.496	173.5
<i>Ideal</i>	<i>4:46.658</i>	<i>112.650</i>	<i>2:07.062</i>	<i>1:31.209</i>	<i>1:08.387</i>	<i>174.4</i>

Qualifying Classification

Position

9 13 Gary McCOY

SSP Behind 10.397

Best Time 4:49.005 Best Speed 111.735 On 3 Gp

Lap	Lap Time	Lap Speed	Sector 1	Sector 2	Sector 3	Speed Trap
1	5:30.939	96.054		1:34.162	1:10.107	173.5
2	4:49.012	111.732	2:07.211	1:31.918	1:09.883	174.0
3	4:49.005	111.735	2:07.499	1:32.563	1:08.943	169.6
Ideal	4:48.072	112.097	2:07.211	1:31.918	1:08.943	174.0

Qualifying Classification

Position

13 74 Joey THOMPSON

SSP Behind 14.344

Best Time 4:52.952 Best Speed 110.230 On 2 Gp

Lap	Lap Time	Lap Speed	Sector 1	Sector 2	Sector 3	Speed Trap
1	5:42.950	92.690		1:37.992	1:12.333	148.6
2	4:52.952	110.230	2:10.348	1:33.152	1:09.452	176.3
3	5:14.146	102.793	2:08.771	1:33.693		176.7
Ideal	4:51.375	110.826	2:08.771	1:33.152	1:09.452	176.7

10 17 Michael EVANS

SSP Behind 11.408

Best Time 4:50.016 Best Speed 111.346 On 3 Gp

Lap	Lap Time	Lap Speed	Sector 1	Sector 2	Sector 3	Speed Trap
1	5:29.124	96.584		1:32.553	1:09.637	170.5
2	4:50.680	111.091	2:08.579	1:32.162	1:09.939	173.5
3	4:50.016	111.346	2:08.482	1:32.436	1:09.098	171.3
Ideal	4:49.742	111.451	2:08.482	1:32.162	1:09.098	173.5

14 39 Allann VENTER

SSP Behind 14.688

Best Time 4:53.296 Best Speed 110.100 On 2 Gp

Lap	Lap Time	Lap Speed	Sector 1	Sector 2	Sector 3	Speed Trap
1	5:42.051	92.934		1:36.665	1:12.203	153.4
2	4:53.296	110.100	2:09.882	1:33.740	1:09.674	172.6
3	5:28.183	98.396	2:09.885	1:33.748		161.9
Ideal	4:53.296	110.100	2:09.882	1:33.740	1:09.674	172.6

11 99 Jeremy McWILLIAMS

SSP Behind 11.772

Best Time 4:50.380 Best Speed 111.206 On 2 Gp

Lap	Lap Time	Lap Speed	Sector 1	Sector 2	Sector 3	Speed Trap
1	5:25.769	97.578		1:31.985	1:11.185	169.2
2	4:50.380	111.206	2:05.757	1:33.459		171.3
Ideal	4:48.927	111.765	2:05.757	1:31.985	1:11.185	171.3

15 40 Maurizio BOTTALICO

SSP Behind 16.619

Best Time 4:55.227 Best Speed 109.380 On 2 Gp

Lap	Lap Time	Lap Speed	Sector 1	Sector 2	Sector 3	Speed Trap
1	5:49.566	90.936		1:36.089	1:10.129	168.3
2	4:55.227	109.380	2:11.238	1:34.970	1:09.019	171.3
3	5:24.726	99.444	2:09.713	1:35.078		165.4
Ideal	4:53.702	109.948	2:09.713	1:34.970	1:09.019	171.3

12 5 Kevin KEYES

SSP Behind 13.076

Best Time 4:51.684 Best Speed 110.709 On 2 Gp

Lap	Lap Time	Lap Speed	Sector 1	Sector 2	Sector 3	Speed Trap
1	5:42.343	92.854		1:35.525	1:11.120	158.1
2	4:51.684	110.709	2:09.837	1:32.664	1:09.183	162.2
3	5:27.150	98.707	2:10.148	1:44.261		163.0
Ideal	4:51.684	110.709	2:09.837	1:32.664	1:09.183	163.0

16 91 Julian TRUMMER

SSP Behind 21.811

Best Time 5:00.419 Best Speed 107.490 On 2 Gp

Lap	Lap Time	Lap Speed	Sector 1	Sector 2	Sector 3	Speed Trap
1	5:49.364	90.988		1:37.159	1:11.268	165.4
2	5:00.419	107.490	2:12.069	1:35.556	1:12.794	165.8
3	5:28.138	98.410	2:11.796	1:35.046		165.0
Ideal	4:58.110	108.322	2:11.796	1:35.046	1:11.268	165.8

Non Qualifiers

Position

SUPERSPORT

Q8: Second Qualifying

Thursday, 07 May 2026

DETAILED SECTOR ANALYSIS

Non Qualifiers

Position

6 Michael DUNLOP

SSP Behind **0.367**

Best Time **4:38.975** Best Speed **115.752** On **2** Gp

Lap	Lap Time	Lap Speed	Sector 1	Sector 2	Sector 3	Speed Trap
1	5:39.137	93.732	1:32.428	1:10.585	159.6	
2	4:38.975	115.752	2:03.870	1:28.673	1:06.432	179.1
3	5:54.098	91.195	2:51.190	1:29.602	176.3	
<i>Ideal</i>	<i>4:38.975</i>	<i>115.752</i>	<i>2:03.870</i>	<i>1:28.673</i>	<i>1:06.432</i>	<i>179.1</i>

16 Mike BROWNE

SSP Behind **8.047**

Best Time **4:46.655** Best Speed **112.651** On **2** Gp

Lap	Lap Time	Lap Speed	Sector 1	Sector 2	Sector 3	Speed Trap
1	9:57.734	53.181	1:34.829	1:08.755	169.2	
2	4:46.655	112.651	2:06.244	1:32.447	1:07.964	169.6
<i>Ideal</i>	<i>4:46.655</i>	<i>112.651</i>	<i>2:06.244</i>	<i>1:32.447</i>	<i>1:07.964</i>	<i>169.6</i>

59 Darryl TWEED

SSP Behind **8.191**

Best Time **4:46.799** Best Speed **112.595** On **2** Gp

Lap	Lap Time	Lap Speed	Sector 1	Sector 2	Sector 3	Speed Trap
1	5:42.205	92.892	1:32.822	1:11.303	171.3	
2	4:46.799	112.595	2:07.090	1:31.364	1:08.345	171.8
<i>Ideal</i>	<i>4:46.799</i>	<i>112.595</i>	<i>2:07.090</i>	<i>1:31.364</i>	<i>1:08.345</i>	<i>171.8</i>

23 Marcus SIMPSON

SSP Behind **12.642**

Best Time **4:51.250** Best Speed **110.874** On **2** Gp

Lap	Lap Time	Lap Speed	Sector 1	Sector 2	Sector 3	Speed Trap
1	8:43.323	60.743	1:35.027	1:10.285	162.2	
2	4:51.250	110.874	2:08.618	1:33.572	1:09.060	163.8
<i>Ideal</i>	<i>4:51.250</i>	<i>110.874</i>	<i>2:08.618</i>	<i>1:33.572</i>	<i>1:09.060</i>	<i>163.8</i>

384 Mauro PONCINI

SSP Behind **13.207**

Best Time **4:51.815** Best Speed **110.659** On **2** Gp

Lap	Lap Time	Lap Speed	Sector 1	Sector 2	Sector 3	Speed Trap
1	5:41.518	93.079				0.0
2	4:51.815	110.659				0.0
<i>Ideal</i>	<i>0.000</i>	<i>0.000</i>				<i>0.0</i>

Non Qualifiers

Position

92 Mitch REES

SSP Behind **14.820**

Best Time **4:53.428** Best Speed **110.051** On **2** Gp

Lap	Lap Time	Lap Speed	Sector 1	Sector 2	Sector 3	Speed Trap
1	7:04.740	74.841		1:34.493	1:12.097	167.1
2	4:53.428	110.051	2:10.504	1:33.077	1:09.847	167.1
<i>Ideal</i>	<i>4:53.428</i>	<i>110.051</i>	<i>2:10.504</i>	<i>1:33.077</i>	<i>1:09.847</i>	<i>167.1</i>

42 Jonathan PERRY

SSP Behind **19.132**

Best Time **4:57.740** Best Speed **108.457** On **2** Gp

Lap	Lap Time	Lap Speed	Sector 1	Sector 2	Sector 3	Speed Trap
1	5:48.501	91.214		1:37.614	1:12.272	169.6
2	4:57.740	108.457	2:12.135	1:34.890	1:10.715	170.9
3	5:30.279	97.772	2:10.355	1:36.308		167.5
<i>Ideal</i>	<i>4:55.960</i>	<i>109.109</i>	<i>2:10.355</i>	<i>1:34.890</i>	<i>1:10.715</i>	<i>170.9</i>

134 Don GILBERT

SSP Behind **19.496**

Best Time **4:58.104** Best Speed **108.325** On **2** Gp

Lap	Lap Time	Lap Speed	Sector 1	Sector 2	Sector 3	Speed Trap
1	5:35.747	94.678		1:36.271	1:11.293	162.6
2	4:58.104	108.325	2:11.763	1:35.424	1:10.917	170.5
3	5:30.522	97.700	2:09.895	1:35.639		170.5
<i>Ideal</i>	<i>4:56.236</i>	<i>109.008</i>	<i>2:09.895</i>	<i>1:35.424</i>	<i>1:10.917</i>	<i>170.5</i>

21 Graham McALEESE

SSP Behind **22.771**

Best Time **5:01.379** Best Speed **107.147** On **2** Gp

Lap	Lap Time	Lap Speed	Sector 1	Sector 2	Sector 3	Speed Trap
1	5:48.214	91.289		1:35.970	1:12.733	173.5
2	5:01.379	107.147	2:12.857	1:35.636	1:12.886	170.9
3	6:08.341	87.669	2:13.011	1:35.918		166.2
<i>Ideal</i>	<i>5:01.226</i>	<i>107.202</i>	<i>2:12.857</i>	<i>1:35.636</i>	<i>1:12.733</i>	<i>173.5</i>

Non Qualifiers

Position

35 Daniel INGHAM

SSP Behind **23.774**

Best Time **5:02.382** Best Speed **106.792** On **2** Gp

Lap	Lap Time	Lap Speed	Sector 1	Sector 2	Sector 3	Speed Trap
1	6:32.240	81.042		1:40.511	1:14.753	155.1
2	5:02.382	106.792	2:13.890	1:35.880	1:12.612	164.2
<i>Ideal</i>	<i>5:02.382</i>	<i>106.792</i>	<i>2:13.890</i>	<i>1:35.880</i>	<i>1:12.612</i>	<i>164.2</i>

28 Niko LEHTIRANTA

SSP Behind **24.083**

Best Time **5:02.691** Best Speed **106.683** On **2** Gp

Lap	Lap Time	Lap Speed	Sector 1	Sector 2	Sector 3	Speed Trap
1	6:30.861	81.328		1:38.953	1:14.456	166.7
2	5:02.691	106.683	2:14.235	1:36.052	1:12.404	165.0
<i>Ideal</i>	<i>5:02.691</i>	<i>106.683</i>	<i>2:14.235</i>	<i>1:36.052</i>	<i>1:12.404</i>	<i>166.7</i>

109 Neil KERNOHAN

SSP Behind **24.804**

Best Time **5:03.412** Best Speed **106.430** On **2** Gp

Lap	Lap Time	Lap Speed	Sector 1	Sector 2	Sector 3	Speed Trap
1	5:45.111	92.109		1:38.172	1:12.935	165.8
2	5:03.412	106.430	2:14.031	1:37.097	1:12.284	162.2
3	6:09.923	87.294	2:14.729	1:37.381		164.6
<i>Ideal</i>	<i>5:03.412</i>	<i>106.430</i>	<i>2:14.031</i>	<i>1:37.097</i>	<i>1:12.284</i>	<i>165.8</i>

36 Andrew HERD

SSP Behind **25.203**

Best Time **5:03.811** Best Speed **106.290** On **2** Gp

Lap	Lap Time	Lap Speed	Sector 1	Sector 2	Sector 3	Speed Trap
1	5:44.491	92.275		1:37.043	1:12.927	154.8
2	5:03.811	106.290	2:13.331	1:37.262	1:13.218	165.8
3	6:11.174	87.000	2:14.134	1:37.842		161.1
<i>Ideal</i>	<i>5:03.301</i>	<i>106.468</i>	<i>2:13.331</i>	<i>1:37.043</i>	<i>1:12.927</i>	<i>165.8</i>

Non Qualifiers

Position

90 Craig KENNELLY

SSP Behind **26.154**

Best Time **5:04.762** Best Speed **105.958** On **2** Gp

Lap	Lap Time	Lap Speed	Sector 1	Sector 2	Sector 3	Speed Trap
1	5:53.751	89.860		1:41.084	1:14.587	162.6
2	5:04.762	105.958	2:14.711	1:37.500	1:12.551	163.8
<i>Ideal</i>	<i>5:04.762</i>	<i>105.958</i>	<i>2:14.711</i>	<i>1:37.500</i>	<i>1:12.551</i>	<i>163.8</i>

14 Ilja CALJOUW

SSP Behind **27.075**

Best Time **5:05.683** Best Speed **105.639** On **2** Gp

Lap	Lap Time	Lap Speed	Sector 1	Sector 2	Sector 3	Speed Trap
1	6:26.596	82.225		1:38.137	1:13.556	163.8
2	5:05.683	105.639	2:17.231	1:36.141	1:12.311	154.8
<i>Ideal</i>	<i>5:05.683</i>	<i>105.639</i>	<i>2:17.231</i>	<i>1:36.141</i>	<i>1:12.311</i>	<i>163.8</i>

10 Marty LENNON

SSP Behind **28.084**

Best Time **5:06.692** Best Speed **105.291** On **2** Gp

Lap	Lap Time	Lap Speed	Sector 1	Sector 2	Sector 3	Speed Trap
1	8:13.923	64.358		1:38.113	1:13.580	161.9
2	5:06.692	105.291	2:15.843	1:37.317	1:13.532	162.6
<i>Ideal</i>	<i>5:06.692</i>	<i>105.291</i>	<i>2:15.843</i>	<i>1:37.317</i>	<i>1:13.532</i>	<i>162.6</i>

80 Barry FURBER

SSP Behind **28.296**

Best Time **5:06.904** Best Speed **105.219** On **2** Gp

Lap	Lap Time	Lap Speed	Sector 1	Sector 2	Sector 3	Speed Trap
1	9:39.340	54.869		1:38.306	1:13.790	159.2
2	5:06.904	105.219	2:16.355	1:37.556	1:12.993	159.9
<i>Ideal</i>	<i>5:06.904</i>	<i>105.219</i>	<i>2:16.355</i>	<i>1:37.556</i>	<i>1:12.993</i>	<i>159.9</i>

29 Sean BROLLY

SSP Behind **30.158**

Best Time **5:08.766** Best Speed **104.584** On **2** Gp

Lap	Lap Time	Lap Speed	Sector 1	Sector 2	Sector 3	Speed Trap
1	6:20.430	83.558		1:37.611	1:14.215	171.3
2	5:08.766	104.584	2:15.232	1:36.416		170.0
<i>Ideal</i>	<i>5:05.863</i>	<i>105.577</i>	<i>2:15.232</i>	<i>1:36.416</i>	<i>1:14.215</i>	<i>171.3</i>

Non Qualifiers						
Position						
222 Michael GAHAN						
SSP		Behind			30.511	
Best Time	5:09.119	Best Speed	104.465	On	2	Gp
Lap	Lap Time	Lap Speed	Sector 1	Sector 2	Sector 3	Speed Trap
1	6:20.023	83.648		1:40.345	1:16.626	164.6
2	5:09.119	104.465	2:16.904	1:37.517	1:14.698	167.9
<i>Ideal</i>	<i>5:09.119</i>	<i>104.465</i>	<i>2:16.904</i>	<i>1:37.517</i>	<i>1:14.698</i>	<i>167.9</i>

Non Qualifiers						
Position						
77 Stephane BEDNAREK						
SSP		Behind			33.896	
Best Time	5:12.504	Best Speed	103.333	On	2	Gp
Lap	Lap Time	Lap Speed	Sector 1	Sector 2	Sector 3	Speed Trap
1	6:23.637	82.860		1:41.079	1:15.220	155.5
2	5:12.504	103.333	2:20.408	1:38.256	1:13.840	148.6
<i>Ideal</i>	<i>5:12.504</i>	<i>103.333</i>	<i>2:20.408</i>	<i>1:38.256</i>	<i>1:13.840</i>	<i>155.5</i>

19 Wayne BOURGEOIS						
SSP		Behind			31.276	
Best Time	5:09.884	Best Speed	104.207	On	2	Gp
Lap	Lap Time	Lap Speed	Sector 1	Sector 2	Sector 3	Speed Trap
1	6:14.853	84.801		1:51.749	1:16.055	170.0
2	5:09.884	104.207	2:17.245	1:39.194	1:13.445	153.4
<i>Ideal</i>	<i>5:09.884</i>	<i>104.207</i>	<i>2:17.245</i>	<i>1:39.194</i>	<i>1:13.445</i>	<i>170.0</i>

73 David BROOK						
SSP		Behind			34.336	
Best Time	5:12.944	Best Speed	103.188	On	2	Gp
Lap	Lap Time	Lap Speed	Sector 1	Sector 2	Sector 3	Speed Trap
1	6:09.901	85.937		1:41.032	1:16.305	159.6
2	5:12.944	103.188	2:19.093	1:38.974	1:14.877	159.2
<i>Ideal</i>	<i>5:12.944</i>	<i>103.188</i>	<i>2:19.093</i>	<i>1:38.974</i>	<i>1:14.877</i>	<i>159.6</i>

97 Lee HARA						
SSP		Behind			31.496	
Best Time	5:10.104	Best Speed	104.133	On	2	Gp
Lap	Lap Time	Lap Speed	Sector 1	Sector 2	Sector 3	Speed Trap
1	6:10.185	85.871		1:40.054	1:15.869	166.7
2	5:10.104	104.133	2:17.615	1:38.818	1:13.671	162.2
<i>Ideal</i>	<i>5:10.104</i>	<i>104.133</i>	<i>2:17.615</i>	<i>1:38.818</i>	<i>1:13.671</i>	<i>166.7</i>

121 Liam THORNTON						
SSP		Behind			36.237	
Best Time	5:14.845	Best Speed	102.565	On	2	Gp
Lap	Lap Time	Lap Speed	Sector 1	Sector 2	Sector 3	Speed Trap
1	6:59.634	75.752		1:43.072	1:15.014	148.3
2	5:14.845	102.565	2:19.698	1:40.637	1:14.510	147.7
<i>Ideal</i>	<i>5:14.845</i>	<i>102.565</i>	<i>2:19.698</i>	<i>1:40.637</i>	<i>1:14.510</i>	<i>148.3</i>

45 Eddy WORMALD						
SSP		Behind			32.278	
Best Time	5:10.886	Best Speed	103.871	On	2	Gp
Lap	Lap Time	Lap Speed	Sector 1	Sector 2	Sector 3	Speed Trap
1	6:10.578	85.780		1:40.254	1:14.914	173.1
2	5:10.886	103.871	2:18.663	1:37.959	1:14.264	155.1
<i>Ideal</i>	<i>5:10.886</i>	<i>103.871</i>	<i>2:18.663</i>	<i>1:37.959</i>	<i>1:14.264</i>	<i>173.1</i>

71 Chris COOK						
SSP		Behind			36.505	
Best Time	5:15.113	Best Speed	102.478	On	2	Gp
Lap	Lap Time	Lap Speed	Sector 1	Sector 2	Sector 3	Speed Trap
1	6:13.383	85.135		1:41.518	1:16.735	155.5
2	5:15.113	102.478	2:18.396	1:39.995	1:16.722	155.5
<i>Ideal</i>	<i>5:15.113</i>	<i>102.478</i>	<i>2:18.396</i>	<i>1:39.995</i>	<i>1:16.722</i>	<i>155.5</i>

30 Liam CHAWKE						
SSP		Behind			33.252	
Best Time	5:11.860	Best Speed	103.546	On	2	Gp
Lap	Lap Time	Lap Speed	Sector 1	Sector 2	Sector 3	Speed Trap
1	6:35.506	80.373		1:39.934	1:15.293	167.9
2	5:11.860	103.546	2:15.940	1:39.262	1:16.658	166.7
<i>Ideal</i>	<i>5:10.495</i>	<i>104.002</i>	<i>2:15.940</i>	<i>1:39.262</i>	<i>1:15.293</i>	<i>167.9</i>

58 Michael ALLEN						
SSP		Behind			36.920	
Best Time	5:15.528	Best Speed	102.343	On	2	Gp
Lap	Lap Time	Lap Speed	Sector 1	Sector 2	Sector 3	Speed Trap
1	6:09.093	86.125		1:42.371	1:18.441	155.1
2	5:15.528	102.343	2:21.069	1:38.631	1:15.828	154.1
<i>Ideal</i>	<i>5:15.528</i>	<i>102.343</i>	<i>2:21.069</i>	<i>1:38.631</i>	<i>1:15.828</i>	<i>155.1</i>

Non Qualifiers

Position

20 Andy HORNBY

SSP Behind **37.525**

Best Time **5:16.133** Best Speed **102.147** On **2** Gp

Lap	Lap Time	Lap Speed	Sector 1	Sector 2	Sector 3	Speed Trap
1	6:09.321	86.071		1:42.737	1:18.122	156.6
2	5:16.133	102.147	2:21.202	1:40.131	1:14.800	160.7
<i>Ideal</i>	<i>5:16.133</i>	<i>102.147</i>	<i>2:21.202</i>	<i>1:40.131</i>	<i>1:14.800</i>	<i>160.7</i>

69 Darragh TRAPPE

SSP Behind **38.884**

Best Time **5:17.492** Best Speed **101.710** On **2** Gp

Lap	Lap Time	Lap Speed	Sector 1	Sector 2	Sector 3	Speed Trap
1	6:28.771	81.765		1:40.881	1:17.840	160.7
2	5:17.492	101.710	2:19.044	1:42.040	1:16.408	153.7
<i>Ideal</i>	<i>5:16.333</i>	<i>102.082</i>	<i>2:19.044</i>	<i>1:40.881</i>	<i>1:16.408</i>	<i>160.7</i>

51 Rad HUGHES

SSP Behind **44.441**

Best Time **5:23.049** Best Speed **99.960** On **2** Gp

Lap	Lap Time	Lap Speed	Sector 1	Sector 2	Sector 3	Speed Trap
1	6:33.032	80.879		1:49.135	1:18.806	162.2
2	5:23.049	99.960	2:21.250	1:43.093	1:18.706	157.3
<i>Ideal</i>	<i>5:23.049</i>	<i>99.960</i>	<i>2:21.250</i>	<i>1:43.093</i>	<i>1:18.706</i>	<i>162.2</i>

32 Martin MORRIS

SSP Behind **45.275**

Best Time **5:23.883** Best Speed **99.703** On **2** Gp

Lap	Lap Time	Lap Speed	Sector 1	Sector 2	Sector 3	Speed Trap
1	6:22.925	83.014		1:43.366	1:19.972	154.4
2	5:23.883	99.703	2:23.119	1:44.437	1:16.327	146.1
<i>Ideal</i>	<i>5:22.812</i>	<i>100.033</i>	<i>2:23.119</i>	<i>1:43.366</i>	<i>1:16.327</i>	<i>154.4</i>

47 Richard COOPER

SSP Behind **45.498**

Best Time **5:24.106** Best Speed **99.634** On **1** Gp

Lap	Lap Time	Lap Speed	Sector 1	Sector 2	Sector 3	Speed Trap
1	5:24.106	98.079		1:33.196		160.7
2	9:41.978	55.487		1:29.044	1:08.488	180.0
<i>Ideal</i>	<i>0.000</i>	<i>0.000</i>		<i>1:29.044</i>	<i>1:08.488</i>	<i>180.0</i>

Non Qualifiers

Position

26 Dennis BOOTH

SSP Behind **48.657**

Best Time **5:27.265** Best Speed **98.672** On **2** Gp

Lap	Lap Time	Lap Speed	Sector 1	Sector 2	Sector 3	Speed Trap
1	6:38.386	79.792		1:44.471	1:19.740	149.3
2	5:27.265	98.672	2:23.449	1:44.490	1:19.326	160.3
<i>Ideal</i>	<i>5:27.246</i>	<i>98.678</i>	<i>2:23.449</i>	<i>1:44.471</i>	<i>1:19.326</i>	<i>160.3</i>

93 Paul CRANSTON

SSP Behind **51.781**

Best Time **5:30.389** Best Speed **97.739** On **2** Gp

Lap	Lap Time	Lap Speed	Sector 1	Sector 2	Sector 3	Speed Trap
1	6:19.223	83.824		1:47.352	1:20.996	146.1
2	5:30.389	97.739	2:25.770	1:44.527	1:20.092	156.6
<i>Ideal</i>	<i>5:30.389</i>	<i>97.739</i>	<i>2:25.770</i>	<i>1:44.527</i>	<i>1:20.092</i>	<i>156.6</i>

15 Sam WEST

SSP Behind **3:35.872**

Best Time **8:14.480** Best Speed **65.305** On **1** Gp

Lap	Lap Time	Lap Speed	Sector 1	Sector 2	Sector 3	Speed Trap
1	8:14.480	64.286		1:40.243		162.2
<i>Ideal</i>	<i>0.000</i>	<i>0.000</i>		<i>1:40.243</i>		<i>162.2</i>

25 Amalric BLANC

SSP Behind **7:22.048**

Best Time **12:00.656** Best Speed **44.809** On **1** Gp

Lap	Lap Time	Lap Speed	Sector 1	Sector 2	Sector 3	Speed Trap
1	12:00.656	44.110		1:39.891	1:15.514	159.6
<i>Ideal</i>	<i>0.000</i>	<i>0.000</i>		<i>1:39.891</i>	<i>1:15.514</i>	<i>159.6</i>

37 Barry BURRELL

SSP Behind **7:47.035**

Best Time **12:25.643** Best Speed **43.308** On **1** Gp

Lap	Lap Time	Lap Speed	Sector 1	Sector 2	Sector 3	Speed Trap
1	12:25.643	42.632		1:34.182	1:11.149	161.5
<i>Ideal</i>	<i>0.000</i>	<i>0.000</i>		<i>1:34.182</i>	<i>1:11.149</i>	<i>161.5</i>

Non Qualifiers

Position

65 Michael SWEENEY

SSP Behind **7:59.964**

Best Time **12:38.572** Best Speed **42.569** On **1** Gp

Lap	Lap Time	Lap Speed	Sector 1	Sector 2	Sector 3	Speed Trap
1	12:38.572	41.905	1:34.670	1:11.864	165.4	
<i>Ideal</i>	<i>0.000</i>	<i>0.000</i>	<i>1:34.670</i>	<i>1:11.864</i>	<i>165.4</i>	

96 Dominic HERBERTSON

SSP Behind **8:14.388**

Best Time **12:52.996** Best Speed **41.775** On **1** Gp

Lap	Lap Time	Lap Speed	Sector 1	Sector 2	Sector 3	Speed Trap
1	12:52.996	41.123	1:35.515	1:10.163	170.9	
<i>Ideal</i>	<i>0.000</i>	<i>0.000</i>	<i>1:35.515</i>	<i>1:10.163</i>	<i>170.9</i>	

666 Peter HICKMAN

SSP Behind **8:14.925**

Best Time **12:53.533** Best Speed **41.746** On **1** Gp

Lap	Lap Time	Lap Speed	Sector 1	Sector 2	Sector 3	Speed Trap
1	12:53.533	41.095	2:02.817	1:08.504	171.3	
<i>Ideal</i>	<i>0.000</i>	<i>0.000</i>	<i>2:02.817</i>	<i>1:08.504</i>	<i>171.3</i>	

199 Pierre Yves BIAN

SSP Behind **8:15.794**

Best Time **12:54.402** Best Speed **41.699** On **1** Gp

Lap	Lap Time	Lap Speed	Sector 1	Sector 2	Sector 3	Speed Trap
1	12:54.402	41.048	1:39.031	1:10.918	170.0	
<i>Ideal</i>	<i>0.000</i>	<i>0.000</i>	<i>1:39.031</i>	<i>1:10.918</i>	<i>170.0</i>	

BRIGGS EQUIPMENT NORTH WEST 200

SUPERSPORT

Q8: Second Qualifying

SECTOR ANALYSIS

Perfect Lap (sum of best sectors) = 4:38.033



SECTOR 1			SECTOR 2		SECTOR 3		IDEAL / BEST					
FINISH - BALLYALLY			BALLYALLY - METROPOLE		METROPOLE - FINISH		COMPARISON					
Pos	No	Name	Time	No	Name	Time	Pos	No	Name	Ideal Time	Best Time	Diff
1	3	Dean HARRISON	2:03.271	22	Paul JORDAN	1:28.351	34	Alastair SEELEY	1:06.411	4:38.608	4:38.608	0.000
2	34	Alastair SEELEY	2:03.328	6	Michael DUNLOP	1:28.673	6	Michael DUNLOP	1:06.432	4:38.975	4:38.975	0.000
3	9	Erno KOSTAMO	2:03.472	34	Alastair SEELEY	1:28.869	3	Dean HARRISON	1:06.442	4:38.807	4:39.202	0.395
4	6	Michael DUNLOP	2:03.870	47	Richard COOPER	1:29.044	12	Ian HUTCHINSON	1:06.589	4:39.540	4:39.540	0.000
5	12	Ian HUTCHINSON	2:04.171	3	Dean HARRISON	1:29.094	9	Erno KOSTAMO	1:06.858	4:40.229	4:40.280	0.051
6	22	Paul JORDAN	2:04.235	9	Erno KOSTAMO	1:29.210	22	Paul JORDAN	1:06.915	4:39.501	4:41.455	1.954
7	99	Jeremy McWILLIAMS	2:05.757	12	Ian HUTCHINSON	1:29.469	7	Josh BROOKES	1:07.591	4:44.612	4:44.612	0.000
8	24	Carl PHILLIPS	2:05.962	7	Josh BROOKES	1:30.653	16	Mike BROWNE	1:07.964	4:46.182	4:46.182	0.000
9	16	Mike BROWNE	2:06.244	8	Christian ELKIN	1:31.209	59	Darryl TWEED	1:08.345	4:46.655	4:46.655	0.000
10	7	Josh BROOKES	2:06.368	59	Darryl TWEED	1:31.364	24	Carl PHILLIPS	1:08.355	4:46.658	4:46.658	0.000
11	8	Christian ELKIN	2:07.062	24	Carl PHILLIPS	1:31.865	8	Christian ELKIN	1:08.387	4:46.799	4:46.799	0.000
12	59	Darryl TWEED	2:07.090	13	Gary McCOY	1:31.918	47	Richard COOPER	1:08.488	4:48.072	4:49.005	0.933
13	13	Gary McCOY	2:07.211	99	Jeremy McWILLIAMS	1:31.985	666	Peter HICKMAN	1:08.504	4:49.742	4:50.016	0.274
14	17	Michael EVANS	2:08.482	17	Michael EVANS	1:32.162	13	Gary McCOY	1:08.943	4:48.927	4:50.380	1.453
15	23	Marcus SIMPSON	2:08.618	16	Mike BROWNE	1:32.447	40	Maurizio BOTTALICO	1:09.019	4:51.250	4:51.250	0.000
16	74	Joey THOMPSON	2:08.771	5	Kevin KEYES	1:32.664	23	Marcus SIMPSON	1:09.060	4:51.684	4:51.684	0.000
17	40	Maurizio BOTTALICO	2:09.713	92	Mitch REES	1:33.077	17	Michael EVANS	1:09.098		4:51.815	
18	5	Kevin KEYES	2:09.837	74	Joey THOMPSON	1:33.152	5	Kevin KEYES	1:09.183	4:51.375	4:52.952	1.577
19	39	Allann VENTER	2:09.882	23	Marcus SIMPSON	1:33.572	74	Joey THOMPSON	1:09.452	4:53.296	4:53.296	0.000
20	134	Don GILBERT	2:09.895	39	Allann VENTER	1:33.740	39	Allann VENTER	1:09.674	4:53.428	4:53.428	0.000
21	42	Jonathan PERRY	2:10.355	37	Barry BURRELL	1:34.182	92	Mitch REES	1:09.847	4:53.702	4:55.227	1.525
22	92	Mitch REES	2:10.504	65	Michael SWEENEY	1:34.670	96	Dominic HERBERTSON	1:10.163	4:55.960	4:57.740	1.780
23	91	Julian TRUMMER	2:11.796	42	Jonathan PERRY	1:34.890	42	Jonathan PERRY	1:10.715	4:56.236	4:58.104	1.868
24	21	Graham McALEESE	2:12.857	40	Maurizio BOTTALICO	1:34.970	134	Don GILBERT	1:10.917	4:58.110	5:00.419	2.309
25	36	Andrew HERD	2:13.331	91	Julian TRUMMER	1:35.046	199	Pierre Yves BIAN	1:10.918	5:01.226	5:01.379	0.153
26	35	Daniel INGHAM	2:13.890	134	Don GILBERT	1:35.424	37	Barry BURRELL	1:11.149	5:02.382	5:02.382	0.000
27	109	Neil KERNOHAN	2:14.031	96	Dominic HERBERTSON	1:35.515	99	Jeremy McWILLIAMS	1:11.185	5:02.691	5:02.691	0.000
28	28	Niko LEHTIRANTA	2:14.235	21	Graham McALEESE	1:35.636	91	Julian TRUMMER	1:11.268	5:03.412	5:03.412	0.000
29	90	Craig KENNELLY	2:14.711	35	Daniel INGHAM	1:35.880	65	Michael SWEENEY	1:11.864	5:03.301	5:03.811	0.510
30	29	Sean BROLLY	2:15.232	28	Niko LEHTIRANTA	1:36.052	109	Neil KERNOHAN	1:12.284	5:04.762	5:04.762	0.000
31	10	Marty LENNON	2:15.843	14	Ilja CALJOUW	1:36.141	14	Ilja CALJOUW	1:12.311	5:05.683	5:05.683	0.000
32	30	Liam CHAWKE	2:15.940	29	Sean BROLLY	1:36.416	28	Niko LEHTIRANTA	1:12.404	5:06.692	5:06.692	0.000
33	80	Barry FURBER	2:16.355	36	Andrew HERD	1:37.043	90	Craig KENNELLY	1:12.551	5:06.904	5:06.904	0.000
34	222	Michael GAHAN	2:16.904	109	Neil KERNOHAN	1:37.097	35	Daniel INGHAM	1:12.612	5:05.863	5:08.766	2.903
35	14	Ilja CALJOUW	2:17.231	10	Marty LENNON	1:37.317	21	Graham McALEESE	1:12.733	5:09.119	5:09.119	0.000
36	19	Wayne BOURGEOIS	2:17.245	90	Craig KENNELLY	1:37.500	36	Andrew HERD	1:12.927	5:09.884	5:09.884	0.000
37	97	Lee HARA	2:17.615	222	Michael GAHAN	1:37.517	80	Barry FURBER	1:12.993	5:10.104	5:10.104	0.000
38	71	Chris COOK	2:18.396	80	Barry FURBER	1:37.556	19	Wayne BOURGEOIS	1:13.445	5:10.886	5:10.886	0.000
39	45	Eddy WORMALD	2:18.663	45	Eddy WORMALD	1:37.959	10	Marty LENNON	1:13.532	5:10.495	5:11.860	1.365
40	69	Darragh TRAPPE	2:19.044	77	Stephane BEDNAREK	1:38.256	97	Lee HARA	1:13.671	5:12.504	5:12.504	0.000
41	73	David BROOK	2:19.093	58	Michael ALLEN	1:38.631	77	Stephane BEDNAREK	1:13.840	5:12.944	5:12.944	0.000
42	121	Liam THORNTON	2:19.698	97	Lee HARA	1:38.818	29	Sean BROLLY	1:14.215	5:14.845	5:14.845	0.000
43	77	Stephane BEDNAREK	2:20.408	73	David BROOK	1:38.974	45	Eddy WORMALD	1:14.264	5:15.113	5:15.113	0.000
44	58	Michael ALLEN	2:21.069	199	Pierre Yves BIAN	1:39.031	121	Liam THORNTON	1:14.510	5:15.528	5:15.528	0.000
45	20	Andy HORNBY	2:21.202	19	Wayne BOURGEOIS	1:39.194	222	Michael GAHAN	1:14.698	5:16.133	5:16.133	0.000
46	51	Rad HUGHES	2:21.250	30	Liam CHAWKE	1:39.262	20	Andy HORNBY	1:14.800	5:16.333	5:17.492	1.159
47	32	Martin MORRIS	2:23.119	25	Amalric BLANC	1:39.891	73	David BROOK	1:14.877	5:23.049	5:23.049	0.000
48	26	Dennis BOOTH	2:23.449	71	Chris COOK	1:39.995	30	Liam CHAWKE	1:15.293	5:22.812	5:23.883	1.071
49	93	Paul CRANSTON	2:25.770	20	Andy HORNBY	1:40.131	25	Amalric BLANC	1:15.514	5:27.246	5:27.265	0.019
				15	Sam WEST	1:40.243	58	Michael ALLEN	1:15.828	5:30.389	5:30.389	0.000
				121	Liam THORNTON	1:40.637	32	Martin MORRIS	1:16.327		9:41.978	
				69	Darragh TRAPPE	1:40.881	69	Darragh TRAPPE	1:16.408			
				51	Rad HUGHES	1:43.093	71	Chris COOK	1:16.722			
				32	Martin MORRIS	1:43.366	51	Rad HUGHES	1:18.706			
				26	Dennis BOOTH	1:44.471	26	Dennis BOOTH	1:19.326			



BRIGGS EQUIPMENT NORTH WEST 200

SUPERSPORT

Q8: Second Qualifying

SECTOR ANALYSIS

Perfect Lap (sum of best sectors) = 4:38.033

93 Paul CRANSTON	1:44.527	93 Paul CRANSTON	1:20.092
666 Peter HICKMAN	2:02.817		

BRIGGS
EQUIPMENT

NW200



NOMADIC



SPEED TRAP

ON APPROACH TO UNIVERSITY

Class	No/Name	Fastest	Lap 1	Lap 2	Lap 3	Lap 4	Lap 5	Lap 6	Lap 7	Lap 8	Lap 9	Lap 10	Lap 11	Lap 12
SSP	3 Dean HARRISON	182.0	177.7	182.0	174.9									
SSP	9 Erno KOSTAMO	181.0	176.3	181.0	179.1									
SSP	47 Richard COOPER	180.0	160.7	180.0										
SSP	6 Michael DUNLOP	179.1	159.6	179.1	176.3									
SSP	12 Ian HUTCHINSON	178.1	178.1	177.2	173.5									
SSP	34 Alastair SEELEY	177.7	177.2	176.7	177.7									
SSP	74 Joey THOMPSON	176.7	148.6	176.3	176.7									
SSP	22 Paul JORDAN	175.8	154.1	175.8	175.3									
SSP	24 Carl PHILLIPS	175.3	175.3	175.3	169.6									
SSP	7 Josh BROOKES	174.4	170.0	174.4	170.0									
SSP	8 Christian ELKIN	174.4	163.0	174.4	173.5									
SSP	13 Gary McCOY	174.0	173.5	174.0	169.6									
SSP	17 Michael EVANS	173.5	170.5	173.5	171.3									
SSP	21 Graham McALEESE	173.5	173.5	170.9	166.2									
SSP	45 Eddy WORMALD	173.1	173.1	155.1										
SSP	39 Allann VENTER	172.6	153.4	172.6	161.9									
SSP	59 Darryl TWEED	171.8	171.3	171.8										
SSP	666 Peter HICKMAN	171.3	171.3											
SSP	40 Maurizio BOTTALICO	171.3	168.3	171.3	165.4									
SSP	99 Jeremy McWILLIAMS	171.3	169.2	171.3										
SSP	29 Sean BROLLY	171.3	171.3	170.0										
SSP	42 Jonathan PERRY	170.9	169.6	170.9	167.5									
SSP	96 Dominic HERBERTSON	170.9	170.9											
SSP	134 Don GILBERT	170.5	162.6	170.5	170.5									
SSP	19 Wayne BOURGEOIS	170.0	170.0	153.4										
SSP	199 Pierre Yves BIAN	170.0	170.0											
SSP	16 Mike BROWNE	169.6	169.2	169.6										
SSP	222 Michael GAHAN	167.9	164.6	167.9										
SSP	30 Liam CHAWKE	167.9	167.9	166.7										
SSP	92 Mitch REES	167.1	167.1	167.1										
SSP	28 Niko LEHTIRANTA	166.7	166.7	165.0										
SSP	97 Lee HARA	166.7	166.7	162.2										
SSP	36 Andrew HERD	165.8	154.8	165.8	161.1									
SSP	109 Neil KERNOHAN	165.8	165.8	162.2	164.6									
SSP	91 Julian TRUMMER	165.8	165.4	165.8	165.0									
SSP	65 Michael SWEENEY	165.4	165.4											
SSP	35 Daniel INGHAM	164.2	155.1	164.2										
SSP	90 Craig KENNELLY	163.8	162.6	163.8										
SSP	14 Iija CALJOUW	163.8	163.8	154.8										
SSP	23 Marcus SIMPSON	163.8	162.2	163.8										
SSP	5 Kevin KEYES	163.0	158.1	162.2	163.0									
SSP	10 Marty LENNON	162.6	161.9	162.6										
SSP	51 Rad HUGHES	162.2	162.2	157.3										
SSP	15 Sam WEST	162.2	162.2											
SSP	37 Barry BURRELL	161.5	161.5											
SSP	20 Andy HORNBY	160.7	156.6	160.7										
SSP	69 Darragh TRAPPE	160.7	160.7	153.7										
SSP	26 Dennis BOOTH	160.3	149.3	160.3										
SSP	80 Barry FURBER	159.9	159.2	159.9										
SSP	73 David BROOK	159.6	159.6	159.2										
SSP	25 Amalric BLANC	159.6	159.6											

BRIGGS EQUIPMENT NORTH WEST 200

SUPERSPORT

Q8: Second Qualifying

Thursday, 07 May 2026



NW200

SPEED TRAP ON APPROACH TO UNIVERSITY

Class	No/Name	Fastest	Lap 1	Lap 2	Lap 3	Lap 4	Lap 5	Lap 6	Lap 7	Lap 8	Lap 9	Lap 10	Lap 11	Lap 12
SSP	93 Paul CRANSTON	156.6	146.1	<u>156.6</u>										
SSP	77 Stephane BEDNAREK	155.5	<u>155.5</u>	148.6										
SSP	71 Chris COOK	155.5	<u>155.5</u>	<u>155.5</u>										
SSP	58 Michael ALLEN	155.1	<u>155.1</u>	154.1										
SSP	32 Martin MORRIS	154.4	<u>154.4</u>	146.1										
SSP	121 Liam THORNTON	148.3	<u>148.3</u>	147.7										