

BRIGGS

EQUIPMENT

NW200

Wednesday 6th – Saturday 9th May 2026

promoted by
Coleraine & District Motor Club
www.northwest200.org

**FH FRASER
HOMES**

THE
TIDES RESTAURANT
PORTRUSH

SUPERSPORT

KERR'S
TYRES & AUTO

BBC
SPORT
NORTHERN IRELAND



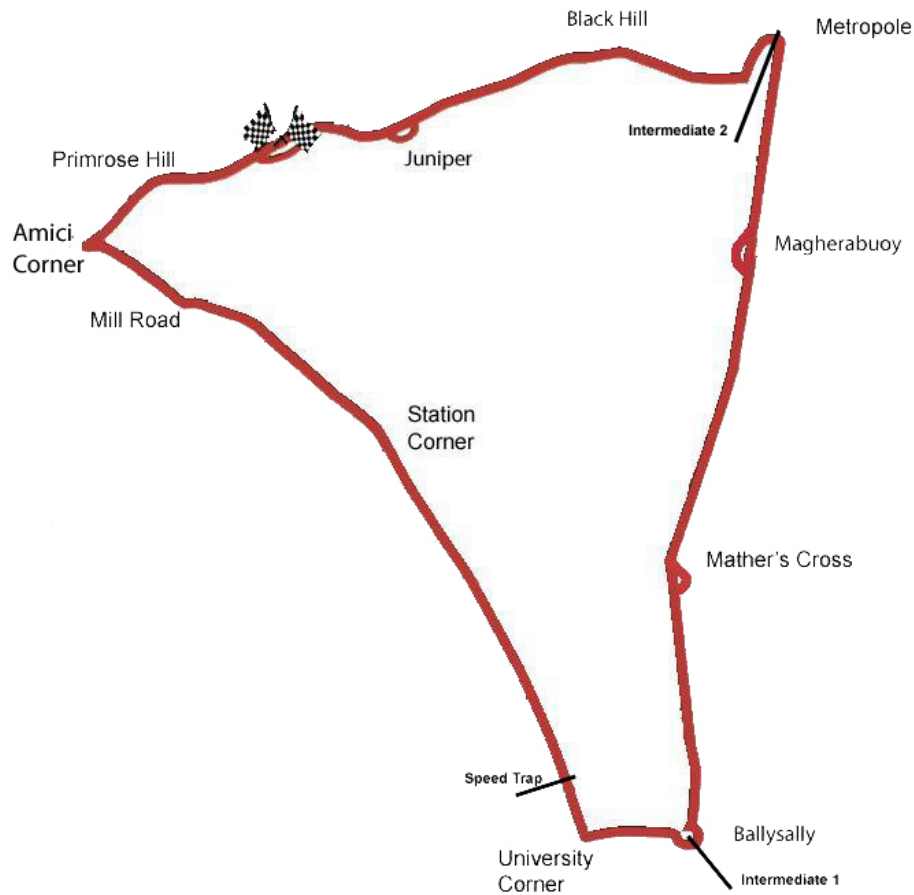
Causeway
Coast & Glens
Borough Council



TOURISM
NORTHERN
IRELAND

BRIGGS
EQUIPMENT

The Triangle Circuit 8.970 miles



MOST WINS at NORTH WEST 200 at the start of the meeting

Alastair Seeley	29	2008 - 23	(Supersport – 13, Superstock – 12, Superbike – 4)
Robert Dunlop	15	1986 - 06	(125 – 5, 250 – 4, 350 – 1, Superbike – 5)
Michael Rutter	14	1997 - 17	(Supertwin – 1, Supersport – 2, Prod'n/S'tock – 2, Superbike – 9)
Joey Dunlop	13	1979 - 88	(250 – 1, 500 – 1, Production 750 – 2, Superbike – 9)
Phillip McCallen	11	1991 - 97	(250 – 2, 400 – 1, Supersport – 4, Superbike – 4)
Glenn Irwin	11	2017 - 24	(Superbike – 11)
Bruce Anstey	10	2002 - 14	(Supersport – 5, Production/Superstock – 4, Superbike – 1)
Tony Rutter	9	1973 - 82	(250 – 2, 350 – 5, 500 – 1, Superbike – 1)
Davey Todd	9	2019 - 25	(Supersport – 4, Superstock – 3, Superbike – 2)
Ian Lougher	8	1991 - 05	(125 – 5, 250 – 1, Supersport – 1, Superstock – 1)
Steve Plater	8	2006 - 09	(Supersport – 3, Superbike – 5)
Michael Dunlop	8	2008 - 25	(250 – 1, Supersport – 2, Superstock – 2, Superbike – 3)
Richard Cooper	7	2022 - 25	(Supertwin – 5, Supersport – 2)
Steven Cull	6	1980 - 88	(250 – 3, 350 – 1, Superbike – 2)
John McGuinness	6	2000 - 12	(250 – 1, 400 – 1, Supersport – 1, Superbike – 3)
Arthur Wheeler	5	1951 - 62	(250 – 5)
Tommy Robb	5	1959 - 65	(125 – 1, 250 – 4)
John Williams	5	1974 - 77	(350 – 1, 500 – 2, Superbike – 2)
Mick Grant	5	1975 - 82	(500 – 2, Superbike – 3)
Woolsey Coulter	5	1989 - 98	(250 – 5)
Ian Simpson	5	1995 - 98	(Supersport – 1, Production – 1, Superbike – 3)
Ryan Farquhar	5	2003 - 15	(Supertwin – 2, Supersport – 3)
Lee Johnston	5	2014 - 22	(Supertwin – 2, Supersport – 2, Superstock – 1)
Ernie Nott	4	1929 - 32	(500 – 4)
Jimmie Guthrie	4	1934 - 37	(500 – 4)
Bob McIntyre	4	1953 - 61	(350 – 2, 500 – 2)
Eddie Laycock	4	1986 - 90	(250 – 4)
David Jefferies	4	1999 - 02	(Supersport – 1, Superbike – 3)
William Dunlop	4	2009 - 14	(125 – 1, 250 – 1, Supersport – 1, Superbike – 1)
Peter Hickman	4	2018 - 24	(Supertwin – 2, Superstock – 2)

The Triangle Circuit 8.970 miles

LAP & RACE RECORDS & BEST SECTORS ANALYSIS (RACE & QUALIFYING) at the start of the meeting

SUPERTWIN	Name	Machine	Laps	m	s	mph	Session & Year
Lap Record	Richard Cooper	Kawasaki	4	47.065		112.490	Supertwin-2 2022
Best Qualifying Lap	Richard Cooper	Kawasaki	4	48.326		111.998	Thu Qualifying 2025
Best Sector 1	Richard Cooper	Kawasaki	2	06.768		114.729	Thu Qualifying 2025
Best Sector 2	Richard Cooper	Kawasaki	1	32.466		121.082	Supertwin-1 2025
Best Sector 3	Peter Hickman	Yamaha	1	05.960		99.333	Supertwin-2 2024
Ideal Lap (sum of best sectors)			4	43.823		113.775	*
Difference (Best Lap – Ideal Lap)					3.242		
Race Record	Richard Cooper	Kawasaki	4	19	08.608	112.017	Supertwin-2 2022

SUPERSPORT	Name	Machine	Laps	m	s	mph	Session & Year
Lap Record	Michael Dunlop	Ducati	4	32.162		118.650	Supersport-1 2025
Best Qualifying Lap	Richard Cooper	Yamaha	4	33.627		118.015	Thu Qualifying 2024
Best Sector 1	Michael Dunlop	Ducati	2	00.108		121.091	Supersport-1 2025
Best Sector 2	Richard Cooper	Yamaha	1	26.154		129.953	Supersport-2 2025
Best Sector 3	Peter Hickman	Triumph	1	03.777		102.733	Supersport-2 2023
Ideal Lap (sum of best sectors)			4	30.039		119.583	
Difference (Best Lap – Ideal Lap)					2.123		
Race Record	Richard Cooper	Yamaha	4	18	14.560	117.549	Supersport-2 2025

SUPERSTOCK	Name	Machine	Laps	m	s	mph	Session & Year
Lap Record	Alastair Seeley	BMW	4	19.407		124.484	Superstock-2 2023
Best Qualifying Lap	Davey Todd	BMW	4	19.324		124.524	Thu Qualifying 2024
Best Sector 1	Michael Dunlop	BMW	1	54.619		126.890	Superstock-1 2025
Best Sector 2	Peter Hickman	BMW	1	21.615		137.181	Superstock-2 2025
Best Sector 3	Peter Hickman	BMW	1	02.382		105.030	Superstock-2 2025
Ideal Lap (sum of best sectors)			4	17.602		125.356	*
Difference (Best Lap – Ideal Lap)					1.805		
Race Record	Davey Todd	BMW	4	17	17.767	123.982	Superstock-1 2024

SUPERBIKE	Name	Machine	Laps	m	s	mph	Session & Year
Lap Record	Glenn Irwin	Ducati	4	16.737		125.779	Superbike-1 2024
Best Qualifying Lap	Glenn Irwin	Ducati	4	16.443		125.928	Thu Qualifying 2024
Best Sector 1	Michael Dunlop	BMW	1	54.054		127.519	Superbike-3 2025
Best Sector 2	Michael Dunlop	BMW	1	20.611		138.889	Superbike-2 2025
Best Sector 3	Glenn Irwin	Ducati	1	01.877		105.887	Superbike-1 2024
Ideal Lap (sum of best sectors)			4	15.086		126.593	*
Difference (Best Lap – Ideal Lap)					1.651		
Race Record	Glenn Irwin	Ducati	4	17	06.551	125.336	Superbike-1 2024

Sector	Description	Distance
Sector 1	Finish to Ballysally Roundabout	4.04 miles
Sector 2	Ballysally Roundabout to Metropole	3.11 miles
Sector 3	Metropole to Finish	1.82 miles

2025 – Sector 1 shorter and Sector 2 longer due to Intermediate 2 being repositioned at Ballysally Roundabout.
Ideal Lap Times marked with * were not bettered in 2025 and are calculated using previous sector 1 & 2 positions.

FASTEST SPEED TRAP SPEEDS

Class	Name	Machine	mph	Session & Year
Superbike	Josh Brookes	BMW	212.4	2023 Thu Qualifying
Superbike	Bruce Anstey	Honda	209.8	2016 Superbike-1
Superbike	Davey Todd	BMW	209.8	2024 Thu Qualifying
Superbike	Glenn Irwin	Ducati	209.8	2024 Superbike-1
Superbike	Alastair Seeley	BMW	209.1	2023 Thu Qualifying
Superbike	Dean Harrison	Honda	209.1	2025 Wed Qualifying
Superstock	Michael Dunlop	Honda	206.5	2023 Superstock-1
Supersport	Richard Cooper	Yamaha	187.0	2023 Supersport-1
Supertwin	Richard Cooper	Kawasaki	170.5	2023 Tue Qualifying


BRIGGS EQUIPMENT NORTH WEST 200 SUPERSPORT

Q2: First Qualifying
Wednesday, 06 May 2026



Pos	Class	No	Name	Machine / Sponsor	Qualifying Time	Qualifying Speed		Total Laps	Qualifying Laps	
					5:47.210	Best Lap	Speed			
					Time	Behind	On			
Qualifying Classification										
1	SSP	47	Richard COOPER	Yamaha - BPE by Russell Racing	4:50.877		111.016	4	5	4
2	SSP	99	Jeremy McWILLIAMS	Kawasaki - CD Racing by MSS Performance	4:53.419	2.542	110.054	6	7	7
3	SSP	3	Dean HARRISON	Honda - Honda Racing	4:55.676	4.799	109.214	4	5	5
4	SSP	666	Peter HICKMAN	Triumph - Trooper Triumph by PHR	4:56.187	5.310	109.026	5	6	5
5	SSP	34	Alastair SEELEY	Ducati - Binch Pro Ducati by 3B Const	4:56.265	5.388	108.997	6	7	7
6	SSP	12	Ian HUTCHINSON	Ducati - Burrows Engineering/RK Racing	4:58.464	7.587	108.194	4	5	5
7	SSP	7	Josh BROOKES	Suzuki - Carl Cox Motosport/Uggy&Co	5:00.254	9.377	107.549	6	6	5
8	SSP	22	Paul JORDAN	Ducati - Jackson Racing by Prosper2	5:00.598	9.721	107.426	5	6	6
9	SSP	59	Darryl TWEED	Triumph - Stanley Stewart by Novogen	5:01.436	10.559	107.127	5	6	5
10	SSP	92	Mitch REES	Honda - Milenco by Padgett's Motorcycles	5:03.267	12.390	106.480	4	5	4
11	SSP	16	Mike BROWNE	Yamaha - BPE by Russell Racing	5:03.708	12.831	106.326	3	5	3
12	SSP	6	Michael DUNLOP	Ducati - Scars Ducati by MD Racing	5:03.885	13.008	106.264	3	4	3
13	SSP	24	Carl PHILLIPS	Ducati - Bell Bikesport B&W Racing	5:04.719	13.842	105.973	5	6	5
14	SSP	199	Pierre Yves BIAN	Triumph - Swan Racing by PHR	5:06.671	15.794	105.299	5	5	4
15	SSP	13	Gary McCOY	Suzuki - MadBros Racing	5:07.920	17.043	104.871	6	6	5
16	SSP	96	Dominic HERBERTSON	Triumph - KTS Racing	5:08.007	17.130	104.842	3	4	3
17	SSP	29	Sean BROLLY	Ducati	5:10.430	19.553	104.023	6	6	4
18	SSP	5	Kevin KEYES	Yamaha - Daracore Racing	5:12.617	21.740	103.296	5	5	4
19	SSP	8	Christian ELKIN	Ducati - Bell Bikesport B&W Racing	5:14.749	23.872	102.596	3	5	3
20	SSP	44	Rob HODSON	Ducati - SMT Racing	5:16.274	25.397	102.101	4	5	3
21	SSP	134	Don GILBERT	Yamaha - Parker Car Transport Racing	5:17.881	27.004	101.585	4	5	3
22	SSP	42	Jonathan PERRY	Kawasaki - Lion Heart Racing	5:18.435	27.558	101.408	4	5	3
23	SSP	384	Mauro PONCINI	Yamaha - Delmo Racing	5:18.807	27.930	101.290	3	5	4
24	SSP	23	Marcus SIMPSON	Triumph - D&D Buckley Racing	5:20.706	29.829	100.690	4	4	2
25	SSP	14	Ilja CALJOUW	Yamaha - Performance Racing Achterhoek	5:21.165	30.288	100.546	5	6	5
26	SSP	222	Michael GAHAN	Yamaha	5:21.949	31.072	100.302	6	6	4
27	SSP	65	Michael SWEENEY	Yamaha - EM Building	5:22.152	31.275	100.238	2	3	2
28	SSP	58	Michael ALLEN	Kawasaki - Gobshite Racing	5:22.997	32.120	99.976	4	4	3
29	SSP	74	Joey THOMPSON	Honda - TH Racing	5:23.844	32.967	99.715	4	5	3
30	SSP	91	Julian TRUMMER	Triumph - Smith Racing	5:24.290	33.413	99.578	4	4	3
31	SSP	25	Amalric BLANC	Honda - Never Be Clever Racing	5:24.756	33.879	99.435	3	3	2
32	SSP	17	Michael EVANS	Triumph - Dafabet Racing	5:25.997	35.120	99.056	4	4	3
33	SSP	55	Leon JEACOCK	Ducati - JMC Racing	5:26.363	35.486	98.945	3	3	2
34	SSP	21	Graham McALEESE	Yamaha	5:26.579	35.702	98.880	5	6	5
35	SSP	90	Craig KENNELLY	Yamaha - Resideo Racing	5:30.804	39.927	97.617	5	5	4
36	SSP	28	Niko LEHTIRANTA	Yamaha - Parker Car Transport Racing	5:31.049	40.172	97.544	2	3	2
37	SSP	39	Allann VENTER	Honda - TH Racing	5:31.682	40.805	97.358	5	6	4
38	SSP	30	Liam CHAWKE	Suzuki - Chawkie Racing SC	5:32.359	41.482	97.160	3	4	3
39	SSP	20	Andy HORNBY	Yamaha	5:33.972	43.095	96.691	4	5	3
40	SSP	97	Lee HARA	Yamaha - FAO Racing	5:34.452	43.575	96.552	4	4	3
41	SSP	36	Andrew HERD	Kawasaki - TST Group	5:35.805	44.928	96.163	5	5	3
42	SSP	19	Wayne BOURGEOIS	Yamaha - Basomba Racing La Bécanerie	5:36.553	45.676	95.949	2	3	2
43	SSP	77	Stephane BEDNAREK	Yamaha - F.R.T.	5:36.881	46.004	95.856	5	5	2
44	SSP	43	Stephen DEGNAN	Kawasaki	5:37.881	47.004	95.572	5	6	5
45	SSP	15	Sam WEST	Ducati - Prosperity Racing	5:38.087	47.210	95.514	4	4	2
46	SSP	71	Chris COOK	Kawasaki - STS Racing	5:38.858	47.981	95.297	4	4	3
47	SSP	69	Darragh TRAPPE	Kawasaki	5:39.422	48.545	95.138	3	4	2
48	SSP	10	Marty LENNON	Yamaha	5:40.717	49.840	94.777	2	3	2
49	SSP	51	Rad HUGHES	Kawasaki - RAF Motorsports	5:43.321	52.444	94.058	4	5	2
Non Qualifiers										
	SSP	9	Erno KOSTAMO	Ducati - Zerowaste Motorsport	5:13.184	22.307	103.109	2	3	1
	SSP	37	Barry BURRELL	Triumph - PHR Performance Triumph	5:28.498	37.621	98.302	3	3	1
	SSP	35	Daniel INGHAM	Kawasaki - Castings Technology	5:34.670	43.793	96.489	5	5	1

Provisional result to be confirmed by the Stewards of the Meeting subject to completion of technical inspections & the time limit for protests

Circuit	The Triangle	Signed	Organising Club	Coleraine & District MC
Length(miles)	8.9700 Lap 1 (8.8300)		Qualifying Started	12:40
Weather	Damp	Chief Timekeeper		
Track	Cloudy, 17°C	Issued At: 13:21		



**BRIGGS EQUIPMENT NORTH WEST 200
SUPERSPORT
Q2: First Qualifying
Wednesday, 06 May 2026**




Qualifying Time **5:47.210** Qualifying Speed **93.004**

Pos	Class	No	Name	Machine / Sponsor	Time	Best Lap Behind	Speed	On	Total Laps	Qualifying Laps
Non Qualifiers										
	SSP	80	Barry FURBER	Triumph - Martin Robinson Timber	5:42.388	51.511	94.314	2	3	<u>1</u>
	SSP	45	Eddy WORMALD	Suzuki - WoodWorm Racing	5:55.743	1:04.866	90.773	2	4	<u>0</u>
	SSP	48	Anthony McCOLGAN	Ducati	5:59.543	1:08.666	89.814	3	4	<u>0</u>
	SSP	109	Neil KERNOHAN	Yamaha - Kernohan Racing	7:13.509	2:22.632	74.490	1	2	<u>0</u>
	SSP	40	Maurizio BOTTALICO	Yamaha - Basomba Racing	31:56.141	27:05.264	16.853	1	1	<u>0</u>

No 25 - No transponder detected

Provisional result to be confirmed by the Stewards of the Meeting subject to completion of technical inspections & the time limit for protests Page 2 / 2

Circuit	The Triangle	Signed		Organising Club	Coleraine & District MC
Length(miles)	8.9700 Lap 1 (8.8300)	Chief Timekeeper		Qualifying Started	12:40
Weather	Damp	Issued At:	13:21		
Track	Cloudy, 17°C				



Qualifying Classification

Position

1 **47 Richard COOPER**

SSP Behind

Best Time **4:50.877** Best Speed **111.016** On **4** Gp

Lap	Lap Time	Lap Speed	Sector 1	Sector 2	Sector 3	Speed Trap
1	15:08.830	34.977		1:33.587	1:12.961	176.7
2	4:58.612	108.140	2:14.323	1:33.414	1:10.875	177.2
3	4:53.328	110.088	2:10.900	1:30.861	1:11.567	175.3
4	4:50.877	111.016	2:10.440	1:29.925	1:10.512	175.8
5	4:51.118	110.924	2:10.661	1:29.688	1:10.769	175.3
<i>Ideal</i>	<i>4:50.640</i>	<i>111.107</i>	<i>2:10.440</i>	<i>1:29.688</i>	<i>1:10.512</i>	<i>177.2</i>

2 **99 Jeremy McWILLIAMS**

SSP Behind **2.542**

Best Time **4:53.419** Best Speed **110.054** On **6** Gp

Lap	Lap Time	Lap Speed	Sector 1	Sector 2	Sector 3	Speed Trap
1	5:47.133	91.573		1:38.119	1:15.830	156.2
2	5:04.867	105.922	2:16.945	1:35.771	1:12.151	167.5
3	4:59.653	107.765	2:13.728	1:34.533	1:11.392	167.5
4	4:59.152	107.945	2:12.473	1:33.309	1:13.370	165.8
5	4:59.862	107.690	2:13.767	1:35.098	1:10.997	167.5
6	4:53.419	110.054	2:12.076	1:31.838	1:09.505	166.2
7	5:21.479	100.448	2:19.751	1:41.222		164.6
<i>Ideal</i>	<i>4:53.419</i>	<i>110.054</i>	<i>2:12.076</i>	<i>1:31.838</i>	<i>1:09.505</i>	<i>167.5</i>

3 **3 Dean HARRISON**

SSP Behind **4.799**

Best Time **4:55.676** Best Speed **109.214** On **4** Gp

Lap	Lap Time	Lap Speed	Sector 1	Sector 2	Sector 3	Speed Trap
1	5:45.010	92.136		1:41.442	1:17.350	175.8
2	5:05.559	105.682	2:17.342	1:35.651	1:12.566	176.7
3	5:05.179	105.813	2:17.926	1:34.931	1:12.322	174.4
4	4:55.676	109.214	2:12.070	1:31.960	1:11.646	175.8
5	5:03.682	106.335	2:13.854	1:34.880		165.0
<i>Ideal</i>	<i>4:55.676</i>	<i>109.214</i>	<i>2:12.070</i>	<i>1:31.960</i>	<i>1:11.646</i>	<i>176.7</i>

Qualifying Classification

Position

4 **666 Peter HICKMAN**

SSP Behind **5.310**

Best Time **4:56.187** Best Speed **109.026** On **5** Gp

Lap	Lap Time	Lap Speed	Sector 1	Sector 2	Sector 3	Speed Trap
1	8:16.964	63.964		1:37.237	1:15.037	166.2
2	5:09.399	104.370	2:20.686	1:36.234	1:12.479	167.5
3	5:06.649	105.306	2:17.246	1:35.419	1:13.984	167.1
4	5:00.777	107.362	2:16.446	1:33.041	1:11.290	164.6
5	4:56.187	109.026	2:13.643	1:32.413	1:10.131	165.8
6	4:58.122	108.318	2:15.683	1:32.432	1:10.007	165.4
<i>Ideal</i>	<i>4:56.063</i>	<i>109.071</i>	<i>2:13.643</i>	<i>1:32.413</i>	<i>1:10.007</i>	<i>167.5</i>

5 **34 Alastair SEELEY**

SSP Behind **5.388**

Best Time **4:56.265** Best Speed **108.997** On **6** Gp

Lap	Lap Time	Lap Speed	Sector 1	Sector 2	Sector 3	Speed Trap
1	5:41.400	93.111		1:38.073	1:16.651	175.3
2	5:08.345	104.727	2:17.203	1:35.808	1:15.334	171.3
3	5:00.372	107.507	2:14.658	1:33.642	1:12.072	170.0
4	4:56.639	108.860	2:12.869	1:32.220	1:11.550	170.5
5	4:57.739	108.457	2:13.122	1:33.708	1:10.909	170.5
6	4:56.265	108.997	2:12.378	1:31.630	1:12.257	168.7
7	5:07.209	105.114	2:15.509	1:31.617		168.7
<i>Ideal</i>	<i>4:54.904</i>	<i>109.500</i>	<i>2:12.378</i>	<i>1:31.617</i>	<i>1:10.909</i>	<i>175.3</i>

6 **12 Ian HUTCHINSON**

SSP Behind **7.587**

Best Time **4:58.464** Best Speed **108.194** On **4** Gp

Lap	Lap Time	Lap Speed	Sector 1	Sector 2	Sector 3	Speed Trap
1	5:43.482	92.546		1:39.153	1:18.385	172.2
2	5:04.971	105.885	2:17.395	1:34.698	1:12.878	176.7
3	5:03.540	106.385	2:16.471	1:34.706	1:12.363	173.5
4	4:58.464	108.194	2:13.219	1:33.205	1:12.040	174.0
5	5:03.301	106.468	2:13.952	1:34.118		171.8
<i>Ideal</i>	<i>4:58.464</i>	<i>108.194</i>	<i>2:13.219</i>	<i>1:33.205</i>	<i>1:12.040</i>	<i>176.7</i>

Qualifying Classification

Position

7

7 Josh BROOKES

SSP Behind **9.377**

Best Time **5:00.254** Best Speed **107.549** On **6** Gp

Lap	Lap Time	Lap Speed	Sector 1	Sector 2	Sector 3	Speed Trap
1	5:47.410	91.500	1:38.141	1:15.629	158.1	
2	5:09.492	104.339	2:18.691	1:37.273	1:13.528	166.7
3	5:04.249	106.137	2:16.686	1:34.931	1:12.632	167.1
4	5:07.915	104.873	2:18.528	1:35.130	1:14.257	165.4
5	5:03.540	106.385	2:16.016	1:34.590	1:12.934	165.0
6	5:00.254	107.549	2:15.023	1:33.374	1:11.857	166.2
<i>Ideal</i>	<i>5:00.254</i>	<i>107.549</i>	<i>2:15.023</i>	<i>1:33.374</i>	<i>1:11.857</i>	<i>167.1</i>

8

22 Paul JORDAN

SSP Behind **9.721**

Best Time **5:00.598** Best Speed **107.426** On **5** Gp

Lap	Lap Time	Lap Speed	Sector 1	Sector 2	Sector 3	Speed Trap
1	5:42.023	92.941	1:40.311	1:15.969	171.3	
2	5:07.162	105.130	2:18.467	1:34.371	1:14.324	163.4
3	5:13.635	102.960	2:22.130	1:38.116	1:13.389	162.6
4	5:01.749	107.016	2:16.139	1:32.584	1:13.026	172.6
5	5:00.598	107.426	2:15.736	1:32.014	1:12.848	163.4
6	5:07.777	104.920	2:18.887	1:32.169	171.3	
<i>Ideal</i>	<i>5:00.598</i>	<i>107.426</i>	<i>2:15.736</i>	<i>1:32.014</i>	<i>1:12.848</i>	<i>172.6</i>

9

59 Darryl TWEED

SSP Behind **10.559**

Best Time **5:01.436** Best Speed **107.127** On **5** Gp

Lap	Lap Time	Lap Speed	Sector 1	Sector 2	Sector 3	Speed Trap
1	8:16.845	63.980	1:40.115	1:17.402	159.2	
2	5:16.930	101.890	2:21.443	1:40.641	1:14.846	161.5
3	5:07.382	105.055	2:16.747	1:36.485	1:14.150	166.7
4	5:07.202	105.117	2:18.119	1:35.516	1:13.567	166.7
5	5:01.436	107.127	2:15.535	1:34.404	1:11.497	163.8
6	5:13.948	102.858	2:16.067	1:37.653	163.0	
<i>Ideal</i>	<i>5:01.436</i>	<i>107.127</i>	<i>2:15.535</i>	<i>1:34.404</i>	<i>1:11.497</i>	<i>166.7</i>

Qualifying Classification

Position

10

92 Mitch REES

SSP Behind **12.390**

Best Time **5:03.267** Best Speed **106.480** On **4** Gp

Lap	Lap Time	Lap Speed	Sector 1	Sector 2	Sector 3	Speed Trap
1	11:13.324	47.211	1:37.757	1:16.897	166.7	
2	5:13.753	102.922	2:20.752	1:36.937	1:16.064	166.7
3	5:07.701	104.946	2:19.274	1:34.778	1:13.649	166.7
4	5:03.267	106.480	2:16.750	1:34.048	1:12.469	165.0
5	5:04.017	106.218	2:17.139	1:33.264	1:13.614	167.9
<i>Ideal</i>	<i>5:02.483</i>	<i>106.756</i>	<i>2:16.750</i>	<i>1:33.264</i>	<i>1:12.469</i>	<i>167.9</i>

11

16 Mike BROWNE

SSP Behind **12.831**

Best Time **5:03.708** Best Speed **106.326** On **3** Gp

Lap	Lap Time	Lap Speed	Sector 1	Sector 2	Sector 3	Speed Trap
1	5:47.808	91.395	1:39.071	1:14.867	150.6	
2	5:08.665	104.618	2:17.927	1:37.388	1:13.350	178.1
3	5:03.708	106.326	2:16.295	1:35.426	1:11.987	171.3
4	5:15.498	102.352	2:19.062	1:38.193	169.2	
5	11:29.102	46.861	1:34.339	1:13.030	170.5	
<i>Ideal</i>	<i>5:02.621</i>	<i>106.708</i>	<i>2:16.295</i>	<i>1:34.339</i>	<i>1:11.987</i>	<i>178.1</i>

12

6 Michael DUNLOP

SSP Behind **13.008**

Best Time **5:03.885** Best Speed **106.264** On **3** Gp

Lap	Lap Time	Lap Speed	Sector 1	Sector 2	Sector 3	Speed Trap
1	9:37.286	55.065	1:39.439	1:19.298	173.1	
2	5:08.739	104.593	2:18.619	1:35.001	1:15.119	174.9
3	5:03.885	106.264	2:16.381	1:33.244	1:14.260	174.9
4	5:16.928	101.891	2:16.774	1:34.497	174.0	
<i>Ideal</i>	<i>5:03.885</i>	<i>106.264</i>	<i>2:16.381</i>	<i>1:33.244</i>	<i>1:14.260</i>	<i>174.9</i>

Qualifying Classification

Position

13	24 Carl PHILLIPS	SSP	Behind	13.842		
Best Time	5:04.719	Best Speed	105.973	On 5 Gp		
Lap	Lap Time	Lap Speed	Sector 1	Sector 2	Sector 3	Speed Trap
1	6:04.127	87.299		1:39.403	1:17.102	169.2
2	5:11.755	103.581	2:19.458	1:37.620	1:14.677	169.6
3	5:07.406	105.047	2:17.639	1:36.204	1:13.563	159.9
4	5:05.911	105.560	2:15.338	1:36.642	1:13.931	166.7
5	5:04.719	105.973	2:15.627	1:35.746	1:13.346	167.9
6	5:11.438	103.687	2:17.795	1:35.059		167.9
<i>Ideal</i>	<i>5:03.743</i>	<i>106.314</i>	<i>2:15.338</i>	<i>1:35.059</i>	<i>1:13.346</i>	<i>169.6</i>

14 199 Pierre Yves BIAN

	SSP	Behind	15.794			
Best Time	5:06.671	Best Speed	105.299			
On	5	Gp				
Lap	Lap Time	Lap Speed	Sector 1	Sector 2	Sector 3	Speed Trap
1	10:24.388	50.911		1:42.047	1:20.300	160.7
2	5:17.046	101.853	2:22.363	1:36.687	1:17.996	167.5
3	5:11.919	103.527	2:19.385	1:35.499	1:17.035	167.5
4	5:07.834	104.901	2:17.938	1:35.592	1:14.304	169.6
5	5:06.671	105.299	2:19.081	1:34.345	1:13.245	167.1
<i>Ideal</i>	<i>5:05.528</i>	<i>105.692</i>	<i>2:17.938</i>	<i>1:34.345</i>	<i>1:13.245</i>	<i>169.6</i>

15 13 Gary McCOY

	SSP	Behind	17.043			
Best Time	5:07.920	Best Speed	104.871			
On	6	Gp				
Lap	Lap Time	Lap Speed	Sector 1	Sector 2	Sector 3	Speed Trap
1	8:48.377	60.162		1:40.056	1:17.190	165.8
2	5:14.248	102.760	2:21.089	1:38.151	1:15.008	166.2
3	5:08.958	104.519	2:18.517	1:36.348	1:14.093	165.4
4	5:09.079	104.478	2:19.116	1:35.736	1:14.227	166.2
5	5:09.001	104.505	2:18.105	1:36.753	1:14.143	161.5
6	5:07.920	104.871	2:17.683	1:35.667	1:14.570	165.8
<i>Ideal</i>	<i>5:07.443</i>	<i>105.034</i>	<i>2:17.683</i>	<i>1:35.667</i>	<i>1:14.093</i>	<i>166.2</i>

Qualifying Classification

Position

16	96 Dominic HERBERTSON	SSP	Behind	17.130		
Best Time	5:08.007	Best Speed	104.842	On 3 Gp		
Lap	Lap Time	Lap Speed	Sector 1	Sector 2	Sector 3	Speed Trap
1	12:28.907	42.446		1:38.493	1:15.912	155.9
2	5:10.050	104.151	2:18.883	1:36.529	1:14.638	170.5
3	5:08.007	104.842	2:20.305	1:34.887	1:12.815	170.9
4	5:14.519	102.671	2:16.853	1:34.666		168.3
<i>Ideal</i>	<i>5:04.334</i>	<i>106.107</i>	<i>2:16.853</i>	<i>1:34.666</i>	<i>1:12.815</i>	<i>170.9</i>

17 29 Sean BROLLY

	SSP	Behind	19.553			
Best Time	5:10.430	Best Speed	104.023			
On	6	Gp				
Lap	Lap Time	Lap Speed	Sector 1	Sector 2	Sector 3	Speed Trap
1	6:39.664	79.537		1:46.206	1:23.049	150.6
2	5:32.333	97.168	2:29.310	1:43.153	1:19.870	164.6
3	5:26.676	98.850	2:26.129	1:41.430	1:19.117	161.1
4	5:32.781	97.037	2:33.037	1:38.258		160.7
5	7:39.071	70.342		1:35.953	1:15.116	158.1
6	5:10.430	104.023	2:21.667	1:34.977	1:13.786	152.7
<i>Ideal</i>	<i>5:10.430</i>	<i>104.023</i>	<i>2:21.667</i>	<i>1:34.977</i>	<i>1:13.786</i>	<i>164.6</i>

18 5 Kevin KEYES

	SSP	Behind	21.740			
Best Time	5:12.617	Best Speed	103.296			
On	5	Gp				
Lap	Lap Time	Lap Speed	Sector 1	Sector 2	Sector 3	Speed Trap
1	11:58.980	44.213		1:39.594	1:17.103	160.3
2	5:23.532	99.811	2:27.693	1:40.524	1:15.315	156.9
3	5:15.380	102.391	2:23.237	1:37.774	1:14.369	157.7
4	5:15.034	102.503	2:23.504	1:37.834	1:13.696	156.2
5	5:12.617	103.296	2:21.433	1:36.605	1:14.579	157.7
<i>Ideal</i>	<i>5:11.734</i>	<i>103.588</i>	<i>2:21.433</i>	<i>1:36.605</i>	<i>1:13.696</i>	<i>160.3</i>

Qualifying Classification

Position

19 8 Christian ELKIN

SSP Behind 23.872

Best Time 5:14.749 Best Speed 102.596 On 3 Gp

Lap	Lap Time	Lap Speed	Sector 1	Sector 2	Sector 3	Speed Trap
1	6:07.085	86.596		1:40.055	1:17.998	161.1
2	5:14.883	102.552	2:19.582	1:39.120	1:16.181	172.2
3	5:14.749	102.596	2:19.291	1:38.717	1:16.741	169.2
4	5:41.470	94.568	2:28.411	1:44.926		159.6
5	10:51.584	49.559		1:35.256	1:15.095	172.6
<i>Ideal</i>	<i>5:09.642</i>	<i>104.288</i>	<i>2:19.291</i>	<i>1:35.256</i>	<i>1:15.095</i>	<i>172.6</i>

Qualifying Classification

Position

22 42 Jonathan PERRY

SSP Behind 27.558

Best Time 5:18.435 Best Speed 101.408 On 4 Gp

Lap	Lap Time	Lap Speed	Sector 1	Sector 2	Sector 3	Speed Trap
1	6:32.133	81.064		1:44.135		160.3
2	10:18.841	52.181		1:40.728	1:17.587	161.1
3	5:22.307	100.190	2:24.696	1:40.197	1:17.414	160.3
4	5:18.435	101.408	2:22.980	1:39.683	1:15.772	159.2
5	5:20.087	100.885	2:25.427	1:38.265	1:16.395	159.6
<i>Ideal</i>	<i>5:17.017</i>	<i>101.862</i>	<i>2:22.980</i>	<i>1:38.265</i>	<i>1:15.772</i>	<i>161.1</i>

20 44 Rob HODSON

SSP Behind 25.397

Best Time 5:16.274 Best Speed 102.101 On 4 Gp

Lap	Lap Time	Lap Speed	Sector 1	Sector 2	Sector 3	Speed Trap
1	9:11.848	57.603		1:45.681		151.0
2	8:40.024	62.097		1:41.567	1:19.775	169.6
3	5:20.947	100.615	2:25.989	1:39.789	1:15.169	169.2
4	5:16.274	102.101	2:19.545	1:38.301	1:18.428	166.7
5	5:35.516	96.246	2:29.741	1:43.219		166.7
<i>Ideal</i>	<i>5:13.015</i>	<i>103.164</i>	<i>2:19.545</i>	<i>1:38.301</i>	<i>1:15.169</i>	<i>169.6</i>

23 384 Mauro PONCINI

SSP Behind 27.930

Best Time 5:18.807 Best Speed 101.290 On 3 Gp

Lap	Lap Time	Lap Speed	Sector 1	Sector 2	Sector 3	Speed Trap
1	13:44.522	38.553				0.0
2	5:26.357	98.947				0.0
3	5:18.807	101.290				0.0
4	5:23.967	99.677				0.0
5	5:22.823	100.030				0.0
<i>Ideal</i>	<i>0.000</i>	<i>0.000</i>				<i>0.0</i>

21 134 Don GILBERT

SSP Behind 27.004

Best Time 5:17.881 Best Speed 101.585 On 4 Gp

Lap	Lap Time	Lap Speed	Sector 1	Sector 2	Sector 3	Speed Trap
1	8:30.032	62.326		1:44.989		148.6
2	6:48.265	79.096		1:40.390	1:17.751	161.9
3	5:24.448	99.529	2:26.341	1:41.393	1:16.714	163.0
4	5:17.881	101.585	2:23.453	1:39.203	1:15.225	159.9
5	5:27.035	98.742	2:26.719	1:39.639		155.1
<i>Ideal</i>	<i>5:17.881</i>	<i>101.585</i>	<i>2:23.453</i>	<i>1:39.203</i>	<i>1:15.225</i>	<i>163.0</i>

24 23 Marcus SIMPSON

SSP Behind 29.829

Best Time 5:20.706 Best Speed 100.690 On 4 Gp

Lap	Lap Time	Lap Speed	Sector 1	Sector 2	Sector 3	Speed Trap
1	14:23.204	36.826		1:45.075	1:22.728	158.8
2	5:33.095	96.945	2:28.612	1:41.592		158.8
3	7:07.146	75.599		1:41.134	1:18.712	161.9
4	5:20.706	100.690	2:24.681	1:39.078	1:16.947	160.3
<i>Ideal</i>	<i>5:20.706</i>	<i>100.690</i>	<i>2:24.681</i>	<i>1:39.078</i>	<i>1:16.947</i>	<i>161.9</i>

Qualifying Classification

Position

25	14 Ilja CALJOUW	SSP	Behind	30.288		
Best Time	5:21.165	Best Speed	100.546	On 5 Gp		
Lap	Lap Time	Lap Speed	Sector 1	Sector 2	Sector 3	Speed Trap
1	8:05.752	65.441	1:46.421	1:25.175	159.9	
2	5:35.891	96.138	2:32.302	1:43.039	1:20.550	168.3
3	5:28.502	98.301	2:27.762	1:40.427	1:20.313	167.5
4	5:21.637	100.399	2:25.291	1:38.881	1:17.465	165.0
5	5:21.165	100.546	2:22.815	1:38.118	1:20.232	159.6
6	5:21.538	100.430	2:22.620	1:39.250	1:19.668	169.6
<i>Ideal</i>	<i>5:18.203</i>	<i>101.482</i>	<i>2:22.620</i>	<i>1:38.118</i>	<i>1:17.465</i>	<i>169.6</i>

26 222 Michael GAHAN

26	222 Michael GAHAN	SSP	Behind	31.072		
Best Time	5:21.949	Best Speed	100.302	On 6 Gp		
Lap	Lap Time	Lap Speed	Sector 1	Sector 2	Sector 3	Speed Trap
1	6:41.100	79.252	1:49.246	1:24.981	145.1	
2	5:36.190	96.053	2:31.039	1:43.548	1:21.603	161.5
3	5:34.420	96.561	2:30.039	1:42.936	1:21.445	154.1
4	5:31.854	97.308	2:28.876	1:42.893	1:20.085	159.6
5	6:34.532	81.849	3:36.386	1:40.585	1:17.561	162.2
6	5:21.949	100.302	2:24.135	1:39.600	1:18.214	158.1
<i>Ideal</i>	<i>5:21.296</i>	<i>100.505</i>	<i>2:24.135</i>	<i>1:39.600</i>	<i>1:17.561</i>	<i>162.2</i>

27 65 Michael SWEENEY

27	65 Michael SWEENEY	SSP	Behind	31.275		
Best Time	5:22.152	Best Speed	100.238	On 2 Gp		
Lap	Lap Time	Lap Speed	Sector 1	Sector 2	Sector 3	Speed Trap
1	6:07.943	86.394	1:42.560	1:24.044	163.0	
2	5:22.152	100.238	2:23.624	1:39.222	1:19.306	165.8
3	5:28.041	98.439	2:25.941	1:39.891		161.1
<i>Ideal</i>	<i>5:22.152</i>	<i>100.238</i>	<i>2:23.624</i>	<i>1:39.222</i>	<i>1:19.306</i>	<i>165.8</i>

Qualifying Classification

Position

28	58 Michael ALLEN	SSP	Behind	32.120		
Best Time	5:22.997	Best Speed	99.976	On 4 Gp		
Lap	Lap Time	Lap Speed	Sector 1	Sector 2	Sector 3	Speed Trap
1	17:05.988	30.983	1:47.845	1:25.883	144.2	
2	5:34.695	96.482	2:31.306	1:43.605	1:19.784	152.3
3	5:25.564	99.188	2:25.854	1:40.063	1:19.647	160.3
4	5:22.997	99.976	2:25.798	1:39.647	1:17.552	150.3
<i>Ideal</i>	<i>5:22.997</i>	<i>99.976</i>	<i>2:25.798</i>	<i>1:39.647</i>	<i>1:17.552</i>	<i>160.3</i>

29 74 Joey THOMPSON

29	74 Joey THOMPSON	SSP	Behind	32.967		
Best Time	5:23.844	Best Speed	99.715	On 4 Gp		
Lap	Lap Time	Lap Speed	Sector 1	Sector 2	Sector 3	Speed Trap
1	6:23.108	82.974	1:44.759		159.9	
2	6:45.578	79.620	1:42.976	1:23.504	167.5	
3	5:30.647	97.663	2:30.177	1:40.910	1:19.560	169.6
4	5:23.844	99.715	2:27.815	1:38.260	1:17.769	159.9
5	5:35.082	96.370	2:33.377	1:39.733		169.2
<i>Ideal</i>	<i>5:23.844</i>	<i>99.715</i>	<i>2:27.815</i>	<i>1:38.260</i>	<i>1:17.769</i>	<i>169.6</i>

30 91 Julian TRUMMER

30	91 Julian TRUMMER	SSP	Behind	33.413		
Best Time	5:24.290	Best Speed	99.578	On 4 Gp		
Lap	Lap Time	Lap Speed	Sector 1	Sector 2	Sector 3	Speed Trap
1	9:20.489	56.715	1:44.657	1:22.959	158.1	
2	5:33.093	96.946	2:29.013	1:43.833	1:20.247	157.3
3	5:26.272	98.973	2:26.753	1:40.966	1:18.553	158.1
4	5:24.290	99.578	2:24.816	1:40.403		155.5
<i>Ideal</i>	<i>5:23.772</i>	<i>99.737</i>	<i>2:24.816</i>	<i>1:40.403</i>	<i>1:18.553</i>	<i>158.1</i>

31 25 Amalric BLANC

31	25 Amalric BLANC	SSP	Behind	33.879		
Best Time	5:24.756	Best Speed	99.435	On 3 Gp		
Lap	Lap Time	Lap Speed	Sector 1	Sector 2	Sector 3	Speed Trap
1	21:10.973	25.011				0.0
2	5:27.457	98.614				0.0
3	5:24.756	99.435				0.0
<i>Ideal</i>	<i>0.000</i>	<i>0.000</i>				<i>0.0</i>

SUPERSPORT

Q2: First Qualifying

Wednesday, 06 May 2026

DETAILED SECTOR ANALYSIS

Qualifying Classification

Position

32 17 Michael EVANS

SSP Behind 35.120

Best Time 5:25.997 Best Speed 99.056 On 4 Gp

Lap	Lap Time	Lap Speed	Sector 1	Sector 2	Sector 3	Speed Trap
1	14:48.367	35.783		1:44.668	1:24.067	166.7
2	5:37.044	95.809	2:31.519	1:42.404	1:23.121	166.7
3	5:34.176	96.632	2:31.595	1:41.701	1:20.880	167.5
4	5:25.997	99.056	2:27.164	1:39.289	1:19.544	166.7
<i>Ideal</i>	5:25.997	99.056	2:27.164	1:39.289	1:19.544	167.5

33 55 Leon JEACOCK

SSP Behind 35.486

Best Time 5:26.363 Best Speed 98.945 On 3 Gp

Lap	Lap Time	Lap Speed	Sector 1	Sector 2	Sector 3	Speed Trap
1	20:53.909	25.351		1:46.533	1:23.451	152.7
2	5:26.392	98.936	2:27.224	1:40.156	1:19.012	161.9
3	5:26.363	98.945	2:25.422	1:40.023	1:20.918	163.8
<i>Ideal</i>	5:24.457	99.526	2:25.422	1:40.023	1:19.012	163.8

34 21 Graham McALEESE

SSP Behind 35.702

Best Time 5:26.579 Best Speed 98.880 On 5 Gp

Lap	Lap Time	Lap Speed	Sector 1	Sector 2	Sector 3	Speed Trap
1	6:21.777	83.263				149.0
2	5:34.735	96.470	2:31.395	1:43.641	1:19.699	161.9
3	5:33.467	96.837	2:29.959	1:41.901	1:21.607	162.6
4	5:32.329	97.169	2:30.582	1:41.616	1:20.131	163.8
5	5:26.579	98.880	2:27.314	1:40.423	1:18.842	162.2
6	5:32.635	97.079	2:29.666			161.9
<i>Ideal</i>	5:26.579	98.880	2:27.314	1:40.423	1:18.842	163.8

35 90 Craig KENNELLY

SSP Behind 39.927

Best Time 5:30.804 Best Speed 97.617 On 5 Gp

Lap	Lap Time	Lap Speed	Sector 1	Sector 2	Sector 3	Speed Trap
1	12:50.315	41.266		1:49.429	1:25.104	144.5
2	5:42.935	94.164	2:36.200	1:45.208	1:21.527	159.6
3	5:35.553	96.235	2:31.225	1:42.783	1:21.545	160.7
4	5:33.613	96.795	2:31.814	1:41.000	1:20.799	160.3
5	5:30.804	97.617	2:29.356	1:42.592	1:18.856	160.3
<i>Ideal</i>	5:29.212	98.089	2:29.356	1:41.000	1:18.856	160.7

Qualifying Classification

Position

36 28 Niko LEHTIRANTA

SSP Behind 40.172

Best Time 5:31.049 Best Speed 97.544 On 2 Gp

Lap	Lap Time	Lap Speed	Sector 1	Sector 2	Sector 3	Speed Trap
1	9:17.665	57.002		1:47.987	1:24.024	161.5
2	5:31.049	97.544	2:28.492	1:43.062	1:19.495	161.5
3	5:32.992	96.975	2:26.115	1:42.579		160.7
<i>Ideal</i>	5:28.189	98.395	2:26.115	1:42.579	1:19.495	161.5

37 39 Allann VENTER

SSP Behind 40.805

Best Time 5:31.682 Best Speed 97.358 On 5 Gp

Lap	Lap Time	Lap Speed	Sector 1	Sector 2	Sector 3	Speed Trap
1	6:58.190	76.013		1:48.710	1:29.919	143.0
2	5:56.295	90.633	2:41.486	1:48.313	1:26.496	161.5
3	5:41.579	94.537	2:34.477	1:43.762	1:23.340	167.1
4	5:34.052	96.668	2:30.438	1:41.847	1:21.767	171.3
5	5:31.682	97.358	2:29.930	1:40.068	1:21.684	162.2
6	5:39.674	95.068	2:29.353	1:44.606		152.0
<i>Ideal</i>	5:31.105	97.528	2:29.353	1:40.068	1:21.684	171.3

38 30 Liam CHAWKE

SSP Behind 41.482

Best Time 5:32.359 Best Speed 97.160 On 3 Gp

Lap	Lap Time	Lap Speed	Sector 1	Sector 2	Sector 3	Speed Trap
1	6:41.569	79.159		1:49.002	1:24.399	162.2
2	5:36.037	96.097	2:31.114	1:44.605	1:20.318	166.7
3	5:32.359	97.160	2:27.258	1:42.840	1:22.261	161.9
4	5:39.973	94.984	2:29.942	1:44.292		165.4
<i>Ideal</i>	5:30.416	97.731	2:27.258	1:42.840	1:20.318	166.7

39 20 Andy HORNBY

SSP Behind 43.095

Best Time 5:33.972 Best Speed 96.691 On 4 Gp

Lap	Lap Time	Lap Speed	Sector 1	Sector 2	Sector 3	Speed Trap
1	6:53.187	76.934		1:53.023	1:26.760	146.7
2	5:54.048	91.208	2:43.167	1:47.672	1:23.209	150.0
3	5:41.167	94.652	2:35.586	1:44.280	1:21.301	155.1
4	5:33.972	96.691	2:30.907	1:44.133	1:18.932	158.4
5	5:41.851	94.462	2:33.736	1:43.325		151.3
<i>Ideal</i>	5:33.164	96.925	2:30.907	1:43.325	1:18.932	158.4

Qualifying Classification

Position

40	97 Lee HARA	SSP	Behind	43.575		
Best Time	5:34.452	Best Speed	96.552	On 4 Gp		
Lap	Lap Time	Lap Speed	Sector 1	Sector 2	Sector 3	Speed Trap
1	6:58.585	75.942		1:47.878	1:29.734	156.6
2	5:42.968	94.155	2:34.454	1:45.331	1:23.183	151.3
3	5:36.330	96.013	2:29.933	1:44.965	1:21.432	159.2
4	5:34.452	96.552	2:28.608	1:42.444		158.1
<i>Ideal</i>	<i>5:32.484</i>	<i>97.123</i>	<i>2:28.608</i>	<i>1:42.444</i>	<i>1:21.432</i>	<i>159.2</i>

41 36 Andrew HERD

	SSP	Behind	44.928			
Best Time	5:35.805	Best Speed	96.163			
On	5	Gp				
Lap	Lap Time	Lap Speed	Sector 1	Sector 2	Sector 3	Speed Trap
1	6:52.440	77.073		1:54.091	1:30.841	118.5
2	5:54.291	91.145	2:41.480	1:47.453	1:25.358	138.0
3	5:42.289	94.341	2:34.262	1:45.055	1:22.972	142.0
4	5:37.499	95.680	2:32.866	1:42.470	1:22.163	154.8
5	5:35.805	96.163	2:30.765	1:41.719		155.1
<i>Ideal</i>	<i>5:34.647</i>	<i>96.496</i>	<i>2:30.765</i>	<i>1:41.719</i>	<i>1:22.163</i>	<i>155.1</i>

42 19 Wayne BOURGEOIS

	SSP	Behind	45.676			
Best Time	5:36.553	Best Speed	95.949			
On	2	Gp				
Lap	Lap Time	Lap Speed	Sector 1	Sector 2	Sector 3	Speed Trap
1	20:31.665	25.809		2:00.598	1:23.606	166.2
2	5:36.553	95.949	2:29.902	1:44.886	1:21.765	167.5
3	5:37.844	95.583	2:32.321	1:43.517	1:22.006	166.2
<i>Ideal</i>	<i>5:35.184</i>	<i>96.341</i>	<i>2:29.902</i>	<i>1:43.517</i>	<i>1:21.765</i>	<i>167.5</i>

43 77 Stephane BEDNAREK

	SSP	Behind	46.004			
Best Time	5:36.881	Best Speed	95.856			
On	5	Gp				
Lap	Lap Time	Lap Speed	Sector 1	Sector 2	Sector 3	Speed Trap
1	7:20.347	72.189		1:51.587		130.2
2	6:36.818	81.377		1:47.227		150.3
3	6:41.486	80.431		1:45.682	1:24.949	152.0
4	5:38.057	95.522	2:32.365	1:43.929	1:21.763	152.7
5	5:36.881	95.856	2:32.093	1:44.114	1:20.674	147.7
<i>Ideal</i>	<i>5:36.696</i>	<i>95.908</i>	<i>2:32.093</i>	<i>1:43.929</i>	<i>1:20.674</i>	<i>152.7</i>

Qualifying Classification

Position

44	43 Stephen DEGNAN	SSP	Behind	47.004		
Best Time	5:37.881	Best Speed	95.572	On 5 Gp		
Lap	Lap Time	Lap Speed	Sector 1	Sector 2	Sector 3	Speed Trap
1	6:51.814	77.190		1:48.726	1:28.383	159.2
2	5:46.590	93.171	2:36.308	1:45.989	1:24.293	158.4
3	5:43.744	93.942	2:35.396	1:45.445	1:22.903	159.6
4	5:39.560	95.100	2:32.340	1:44.749	1:22.471	153.7
5	5:37.881	95.572	2:32.884	1:43.545	1:21.452	157.7
6	5:39.728	95.053	2:31.013	1:43.018		158.8
<i>Ideal</i>	<i>5:35.483</i>	<i>96.255</i>	<i>2:31.013</i>	<i>1:43.018</i>	<i>1:21.452</i>	<i>159.6</i>

45 15 Sam WEST

	SSP	Behind	47.210			
Best Time	5:38.087	Best Speed	95.514			
On	4	Gp				
Lap	Lap Time	Lap Speed	Sector 1	Sector 2	Sector 3	Speed Trap
1	17:53.181	29.620				
2	7:07.667	75.507		1:44.523	1:23.137	157.7
3	5:38.819	95.308	2:32.723	1:45.144	1:20.952	151.6
4	5:38.087	95.514	2:31.242	1:45.614	1:21.231	149.3
<i>Ideal</i>	<i>5:36.673</i>	<i>95.915</i>	<i>2:31.242</i>	<i>1:44.479</i>	<i>1:20.952</i>	<i>158.4</i>

46 71 Chris COOK

	SSP	Behind	47.981			
Best Time	5:38.858	Best Speed	95.297			
On	4	Gp				
Lap	Lap Time	Lap Speed	Sector 1	Sector 2	Sector 3	Speed Trap
1	17:36.252	30.095		1:53.632	1:29.294	141.7
2	5:47.059	93.045	2:35.124	1:47.902	1:24.033	155.1
3	5:40.581	94.814	2:31.007	1:45.769	1:23.805	151.3
4	5:38.858	95.297	2:31.133	1:45.686	1:22.039	155.9
<i>Ideal</i>	<i>5:38.732</i>	<i>95.332</i>	<i>2:31.007</i>	<i>1:45.686</i>	<i>1:22.039</i>	<i>155.9</i>

47 69 Darragh TRAPPE

	SSP	Behind	48.545			
Best Time	5:39.422	Best Speed	95.138			
On	3	Gp				
Lap	Lap Time	Lap Speed	Sector 1	Sector 2	Sector 3	Speed Trap
1	7:03.695	75.026		1:51.176	1:25.620	144.5
2	5:47.387	92.957	2:37.583	1:45.952	1:23.852	158.1
3	5:39.422	95.138	2:32.739	1:44.014	1:22.669	159.9
4	5:39.481	95.122	2:32.101	1:44.161		159.9
<i>Ideal</i>	<i>5:38.784</i>	<i>95.317</i>	<i>2:32.101</i>	<i>1:44.014</i>	<i>1:22.669</i>	<i>159.9</i>

Qualifying Classification

Position

48

10 Marty LENNON

SSP Behind **49.840**

Best Time **5:40.717** Best Speed **94.777** On **2** Gp

Lap	Lap Time	Lap Speed	Sector 1	Sector 2	Sector 3	Speed Trap
1	13:15.259	39.972		1:44.179	1:22.984	151.3
2	5:40.717	94.777	2:34.239	1:43.819	1:22.659	148.6
3	5:43.316	94.059	2:34.345	1:43.523		142.7
<i>Ideal</i>	<i>5:40.421</i>	<i>94.859</i>	<i>2:34.239</i>	<i>1:43.523</i>	<i>1:22.659</i>	<i>151.3</i>

49

51 Rad HUGHES

SSP Behind **52.444**

Best Time **5:43.321** Best Speed **94.058** On **4** Gp

Lap	Lap Time	Lap Speed	Sector 1	Sector 2	Sector 3	Speed Trap
1	7:02.827	75.180		1:52.869	1:27.980	146.1
2	5:55.081	90.943	2:40.142	1:48.765	1:26.174	161.1
3	5:45.290	93.521	2:34.620	1:46.325	1:24.345	157.7
4	5:43.321	94.058	2:32.842	1:47.790		156.2
5	7:44.192	69.566		1:45.895	1:23.723	149.0
<i>Ideal</i>	<i>5:42.460</i>	<i>94.294</i>	<i>2:32.842</i>	<i>1:45.895</i>	<i>1:23.723</i>	<i>161.1</i>

Non Qualifiers

Position

9 Erno KOSTAMO

SSP Behind **22.307**

Best Time **5:13.184** Best Speed **103.109** On **2** Gp

Lap	Lap Time	Lap Speed	Sector 1	Sector 2	Sector 3	Speed Trap
1	6:28.587	81.804		1:39.908	1:16.683	170.0
2	5:13.184	103.109	2:20.800	1:35.067		173.1
3	20:37.260	26.100		1:34.155		174.4
<i>Ideal</i>	<i>5:11.638</i>	<i>103.620</i>	<i>2:20.800</i>	<i>1:34.155</i>	<i>1:16.683</i>	<i>174.4</i>

37 Barry BURRELL

SSP Behind **37.621**

Best Time **5:28.498** Best Speed **98.302** On **3** Gp

Lap	Lap Time	Lap Speed	Sector 1	Sector 2	Sector 3	Speed Trap
1	11:39.374	45.452		2:12.454		140.9
2	19:04.025	28.227		1:40.514	1:22.108	160.7
3	5:28.498	98.302	2:30.309	1:39.437	1:18.752	149.0
<i>Ideal</i>	<i>5:28.498</i>	<i>98.302</i>	<i>2:30.309</i>	<i>1:39.437</i>	<i>1:18.752</i>	<i>160.7</i>

Non Qualifiers

Position

35 Daniel INGHAM

SSP Behind **43.793**

Best Time **5:34.670** Best Speed **96.489** On **5** Gp

Lap	Lap Time	Lap Speed	Sector 1	Sector 2	Sector 3	Speed Trap
1	7:18.822	72.439		1:49.486	1:28.795	129.5
2	5:51.495	91.870	2:38.758	1:46.409	1:26.328	164.2
3	5:48.134	92.757	2:34.267	1:44.442		164.2
4	11:44.034	45.867		1:42.457	1:22.107	164.2
5	5:34.670	96.489	2:30.956	1:42.572	1:21.142	162.2
<i>Ideal</i>	<i>5:34.555</i>	<i>96.522</i>	<i>2:30.956</i>	<i>1:42.457</i>	<i>1:21.142</i>	<i>164.2</i>

80 Barry FURBER

SSP Behind **51.511**

Best Time **5:42.388** Best Speed **94.314** On **2** Gp

Lap	Lap Time	Lap Speed	Sector 1	Sector 2	Sector 3	Speed Trap
1	8:16.657	64.004		1:48.843	1:28.069	159.2
2	5:42.388	94.314	2:30.788	1:44.311		162.2
3	20:44.223	25.954		1:42.507	1:22.256	159.2
<i>Ideal</i>	<i>5:35.551</i>	<i>96.236</i>	<i>2:30.788</i>	<i>1:42.507</i>	<i>1:22.256</i>	<i>162.2</i>

45 Eddy WORMALD

SSP Behind **1:04.866**

Best Time **5:55.743** Best Speed **90.773** On **2** Gp

Lap	Lap Time	Lap Speed	Sector 1	Sector 2	Sector 3	Speed Trap
1	7:58.896	66.378		1:57.443	1:31.819	137.7
2	5:55.743	90.773	2:38.660	1:49.759	1:27.324	142.3
3	5:58.727	90.018	2:36.837	1:51.107		149.0
4	12:16.901	43.821		1:46.186	1:24.560	159.9
<i>Ideal</i>	<i>5:47.583</i>	<i>92.904</i>	<i>2:36.837</i>	<i>1:46.186</i>	<i>1:24.560</i>	<i>159.9</i>

48 Anthony McCOLGAN

SSP Behind **1:08.666**

Best Time **5:59.543** Best Speed **89.814** On **3** Gp

Lap	Lap Time	Lap Speed	Sector 1	Sector 2	Sector 3	Speed Trap
1	7:12.070	73.571		1:54.883		148.0
2	10:26.143	51.573		1:53.297	1:29.205	153.4
3	5:59.543	89.814	2:41.357	1:48.316		151.3
4	9:35.713	56.090		1:45.860		157.3
<i>Ideal</i>	<i>5:56.422</i>	<i>90.600</i>	<i>2:41.357</i>	<i>1:45.860</i>	<i>1:29.205</i>	<i>157.3</i>

Non Qualifiers

Position

109 Neil KERNOHAN

SSP Behind **2:22.632**

Best Time **7:13.509** Best Speed **74.490** On **1** Gp

Lap	Lap Time	Lap Speed	Sector 1	Sector 2	Sector 3	Speed Trap
1	7:13.509	73.327		1:50.366		153.0
2	17:42.604	30.389		1:43.162		155.1
<i>Ideal</i>	<i>0.000</i>	<i>0.000</i>		<i>1:43.162</i>		<i>155.1</i>

40 Maurizio BOTTALICO

SSP Behind **27:05.264**

Best Time **31:56.141** Best Speed **16.853** On **1** Gp

Lap	Lap Time	Lap Speed	Sector 1	Sector 2	Sector 3	Speed Trap
1	31:56.141	16.590		1:41.558	1:17.538	163.0
<i>Ideal</i>	<i>0.000</i>	<i>0.000</i>		<i>1:41.558</i>	<i>1:17.538</i>	<i>163.0</i>

BRIGGS EQUIPMENT NORTH WEST 200

SUPERSPORT

Q2: First Qualifying

SECTOR ANALYSIS

Perfect Lap (sum of best sectors) = 4:49.633



SECTOR 1			SECTOR 2		SECTOR 3		IDEAL / BEST								
FINISH - BALLYALLY			BALLYALLY - METROPOLE		METROPOLE - FINISH		COMPARISON								
Pos	No	Name	Time	No	Name	Time	Pos	No	Name	Ideal Time	Best Time	Diff			
1	47	Richard COOPER	2:10.440	47	Richard COOPER	1:29.688	99	Jeremy McWILLIAMS	1:09.505	1	47	Richard COOPER	4:50.640	4:50.877	0.237
2	3	Dean HARRISON	2:12.070	34	Alastair SEELEY	1:31.617	666	Peter HICKMAN	1:10.007	2	99	Jeremy McWILLIAMS	4:53.419	4:53.419	0.000
3	99	Jeremy McWILLIAMS	2:12.076	99	Jeremy McWILLIAMS	1:31.838	47	Richard COOPER	1:10.512	3	3	Dean HARRISON	4:55.676	4:55.676	0.000
4	34	Alastair SEELEY	2:12.378	3	Dean HARRISON	1:31.960	34	Alastair SEELEY	1:10.909	4	666	Peter HICKMAN	4:56.063	4:56.187	0.124
5	12	Ian HUTCHINSON	2:13.219	22	Paul JORDAN	1:32.014	59	Darryl TWEED	1:11.497	5	34	Alastair SEELEY	4:54.904	4:56.265	1.361
6	666	Peter HICKMAN	2:13.643	666	Peter HICKMAN	1:32.413	3	Dean HARRISON	1:11.646	6	12	Ian HUTCHINSON	4:58.464	4:58.464	0.000
7	7	Josh BROOKES	2:15.023	12	Ian HUTCHINSON	1:33.205	7	Josh BROOKES	1:11.857	7	7	Josh BROOKES	5:00.254	5:00.254	0.000
8	24	Carl PHILLIPS	2:15.338	6	Michael DUNLOP	1:33.244	16	Mike BROWNE	1:11.987	8	22	Paul JORDAN	5:00.598	5:00.598	0.000
9	59	Darryl TWEED	2:15.535	92	Mitch REES	1:33.264	12	Ian HUTCHINSON	1:12.040	9	59	Darryl TWEED	5:01.436	5:01.436	0.000
10	22	Paul JORDAN	2:15.736	7	Josh BROOKES	1:33.374	92	Mitch REES	1:12.469	10	92	Mitch REES	5:02.483	5:03.267	0.784
11	16	Mike BROWNE	2:16.295	9	Erno KOSTAMO	1:34.155	96	Dominic HERBERTSON	1:12.815	11	16	Mike BROWNE	5:02.621	5:03.708	1.087
12	6	Michael DUNLOP	2:16.381	16	Mike BROWNE	1:34.339	22	Paul JORDAN	1:12.848	12	6	Michael DUNLOP	5:03.885	5:03.885	0.000
13	92	Mitch REES	2:16.750	199	Pierre Yves BIAN	1:34.345	199	Pierre Yves BIAN	1:13.245	13	24	Carl PHILLIPS	5:03.743	5:04.719	0.976
14	96	Dominic HERBERTSON	2:16.853	59	Darryl TWEED	1:34.404	24	Carl PHILLIPS	1:13.346	14	199	Pierre Yves BIAN	5:05.528	5:06.671	1.143
15	13	Gary McCOY	2:17.683	96	Dominic HERBERTSON	1:34.666	5	Kevin KEYES	1:13.696	15	13	Gary McCOY	5:07.443	5:07.920	0.477
16	199	Pierre Yves BIAN	2:17.938	29	Sean BROLLY	1:34.977	29	Sean BROLLY	1:13.786	16	96	Dominic HERBERTSON	5:04.334	5:08.007	3.673
17	8	Christian ELKIN	2:19.291	24	Carl PHILLIPS	1:35.059	13	Gary McCOY	1:14.093	17	29	Sean BROLLY	5:10.430	5:10.430	0.000
18	44	Rob HODSON	2:19.545	8	Christian ELKIN	1:35.256	6	Michael DUNLOP	1:14.260	18	5	Kevin KEYES	5:11.734	5:12.617	0.883
19	9	Erno KOSTAMO	2:20.800	13	Gary McCOY	1:35.667	8	Christian ELKIN	1:15.095	19	9	Erno KOSTAMO	5:11.638	5:13.184	1.546
20	5	Kevin KEYES	2:21.433	5	Kevin KEYES	1:36.605	44	Rob HODSON	1:15.169	20	8	Christian ELKIN	5:09.642	5:14.749	5.107
21	29	Sean BROLLY	2:21.667	14	Ilja CALJOUW	1:38.118	134	Don GILBERT	1:15.225	21	44	Rob HODSON	5:13.015	5:16.274	3.259
22	14	Ilja CALJOUW	2:22.620	74	Joey THOMPSON	1:38.260	42	Jonathan PERRY	1:15.772	22	134	Don GILBERT	5:17.881	5:17.881	0.000
23	42	Jonathan PERRY	2:22.980	42	Jonathan PERRY	1:38.265	9	Erno KOSTAMO	1:16.683	23	42	Jonathan PERRY	5:17.017	5:18.435	1.418
24	134	Don GILBERT	2:23.453	44	Rob HODSON	1:38.301	23	Marcus SIMPSON	1:16.947	24	384	Mauro PONCINI		5:18.807	
25	65	Michael SWEENEY	2:23.624	23	Marcus SIMPSON	1:39.078	14	Ilja CALJOUW	1:17.465	25	23	Marcus SIMPSON	5:20.706	5:20.706	0.000
26	222	Michael GAHAN	2:24.135	134	Don GILBERT	1:39.203	40	Maurizio BOTTALICO	1:17.538	26	14	Ilja CALJOUW	5:18.203	5:21.165	2.962
27	23	Marcus SIMPSON	2:24.681	65	Michael SWEENEY	1:39.222	58	Michael ALLEN	1:17.552	27	222	Michael GAHAN	5:21.296	5:21.949	0.653
28	91	Julian TRUMMER	2:24.816	17	Michael EVANS	1:39.289	222	Michael GAHAN	1:17.561	28	65	Michael SWEENEY	5:22.152	5:22.152	0.000
29	55	Leon JEACOCK	2:25.422	37	Barry BURRELL	1:39.437	74	Joey THOMPSON	1:17.769	29	58	Michael ALLEN	5:22.997	5:22.997	0.000
30	58	Michael ALLEN	2:25.798	222	Michael GAHAN	1:39.600	91	Julian TRUMMER	1:18.553	30	74	Joey THOMPSON	5:23.844	5:23.844	0.000
31	28	Niko LEHTIRANTA	2:26.115	58	Michael ALLEN	1:39.647	37	Barry BURRELL	1:18.752	31	91	Julian TRUMMER	5:23.772	5:24.290	0.518
32	17	Michael EVANS	2:27.164	55	Leon JEACOCK	1:40.023	21	Graham McALEESE	1:18.842	32	25	Amalric BLANC		5:24.756	
33	30	Liam CHAWKE	2:27.258	39	Allann VENTER	1:40.068	90	Craig KENNELLY	1:18.856	33	17	Michael EVANS	5:25.997	5:25.997	0.000
34	21	Graham McALEESE	2:27.314	91	Julian TRUMMER	1:40.403	20	Andy HORNBY	1:18.932	34	55	Leon JEACOCK	5:24.457	5:26.363	1.906
35	74	Joey THOMPSON	2:27.815	21	Graham McALEESE	1:40.423	55	Leon JEACOCK	1:19.012	35	21	Graham McALEESE	5:26.579	5:26.579	0.000
36	97	Lee HARA	2:28.608	90	Craig KENNELLY	1:41.000	65	Michael SWEENEY	1:19.306	36	37	Barry BURRELL	5:28.498	5:28.498	0.000
37	39	Allann VENTER	2:29.353	40	Maurizio BOTTALICO	1:41.558	28	Niko LEHTIRANTA	1:19.495	37	90	Craig KENNELLY	5:29.212	5:30.804	1.592
38	90	Craig KENNELLY	2:29.356	36	Andrew HERD	1:41.719	17	Michael EVANS	1:19.544	38	28	Niko LEHTIRANTA	5:28.189	5:31.049	2.860
39	19	Wayne BOURGEOIS	2:29.902	97	Lee HARA	1:42.444	30	Liam CHAWKE	1:20.318	39	39	Allann VENTER	5:31.105	5:31.682	0.577
40	37	Barry BURRELL	2:30.309	35	Daniel INGHAM	1:42.457	77	Stephane BEDNAREK	1:20.674	40	30	Liam CHAWKE	5:30.416	5:32.359	1.943
41	36	Andrew HERD	2:30.765	80	Barry FURBER	1:42.507	15	Sam WEST	1:20.952	41	20	Andy HORNBY	5:33.164	5:33.972	0.808
42	80	Barry FURBER	2:30.788	28	Niko LEHTIRANTA	1:42.579	35	Daniel INGHAM	1:21.142	42	97	Lee HARA	5:32.484	5:34.452	1.968
43	20	Andy HORNBY	2:30.907	30	Liam CHAWKE	1:42.840	97	Lee HARA	1:21.432	43	35	Daniel INGHAM	5:34.555	5:34.670	0.115
44	35	Daniel INGHAM	2:30.956	43	Stephen DEGNAN	1:43.018	43	Stephen DEGNAN	1:21.452	44	36	Andrew HERD	5:34.647	5:35.805	1.158
45	71	Chris COOK	2:31.007	109	Neil KERNOHAN	1:43.162	39	Allann VENTER	1:21.684	45	19	Wayne BOURGEOIS	5:35.184	5:36.553	1.369
46	43	Stephen DEGNAN	2:31.013	20	Andy HORNBY	1:43.325	19	Wayne BOURGEOIS	1:21.765	46	77	Stephane BEDNAREK	5:36.696	5:36.881	0.185
47	15	Sam WEST	2:31.242	19	Wayne BOURGEOIS	1:43.517	71	Chris COOK	1:22.039	47	43	Stephen DEGNAN	5:35.483	5:37.881	2.398
48	77	Stephane BEDNAREK	2:32.093	10	Marty LENNON	1:43.523	36	Andrew HERD	1:22.163	48	15	Sam WEST	5:36.673	5:38.087	1.414
49	69	Darragh TRAPPE	2:32.101	77	Stephane BEDNAREK	1:43.929	80	Barry FURBER	1:22.256	49	71	Chris COOK	5:38.732	5:38.858	0.126
50	51	Rad HUGHES	2:32.842	69	Darragh TRAPPE	1:44.014	10	Marty LENNON	1:22.659	50	69	Darragh TRAPPE	5:38.784	5:39.422	0.638
51	10	Marty LENNON	2:34.239	15	Sam WEST	1:44.479	69	Darragh TRAPPE	1:22.669	51	10	Marty LENNON	5:40.421	5:40.717	0.296
52	45	Eddy WORMALD	2:36.837	71	Chris COOK	1:45.686	51	Rad HUGHES	1:23.723	52	80	Barry FURBER	5:35.551	5:42.388	6.837
53	48	Anthony McCOLGAN	2:41.357	48	Anthony McCOLGAN	1:45.860	45	Eddy WORMALD	1:24.560	53	51	Rad HUGHES	5:42.460	5:43.321	0.861
				51	Rad HUGHES	1:45.895	48	Anthony McCOLGAN	1:29.205	54	45	Eddy WORMALD	5:47.583	5:55.743	8.160
				45	Eddy WORMALD	1:46.186				55	48	Anthony McCOLGAN	5:56.422	5:59.543	3.121



BRIGGS EQUIPMENT NORTH WEST 200

SUPERSPORT

Q2: First Qualifying

SECTOR ANALYSIS

Perfect Lap (sum of best sectors) = 4:49.633



56 109 Neil KERNOHAN

17:42.604



SPEED TRAP ON APPROACH TO UNIVERSITY

Class	No/Name	Fastest	Lap 1	Lap 2	Lap 3	Lap 4	Lap 5	Lap 6	Lap 7	Lap 8	Lap 9	Lap 10	Lap 11	Lap 12
SSP	16 Mike BROWNE	178.1	150.6	178.1	171.3	169.2	170.5							
SSP	47 Richard COOPER	177.2	176.7	177.2	175.3	175.8	175.3							
SSP	3 Dean HARRISON	176.7	175.8	176.7	174.4	175.8	165.0							
SSP	12 Ian HUTCHINSON	176.7	172.2	176.7	173.5	174.0	171.8							
SSP	34 Alastair SEELEY	175.3	175.3	171.3	170.0	170.5	170.5	168.7	168.7					
SSP	6 Michael DUNLOP	174.9	173.1	174.9	174.9	174.0								
SSP	9 Erno KOSTAMO	174.4	170.0	173.1	174.4									
SSP	22 Paul JORDAN	172.6	171.3	163.4	162.6	172.6	163.4	171.3						
SSP	8 Christian ELKIN	172.6	161.1	172.2	169.2	159.6	172.6							
SSP	39 Allann VENTER	171.3	143.0	161.5	167.1	171.3	162.2	152.0						
SSP	96 Dominic HERBERTSON	170.9	155.9	170.5	170.9	168.3								
SSP	74 Joey THOMPSON	169.6	159.9	167.5	169.6	159.9	169.2							
SSP	199 Pierre Yves BIAN	169.6	160.7	167.5	167.5	169.6	167.1							
SSP	44 Rob HODSON	169.6	151.0	169.6	169.2	166.7	166.7							
SSP	14 Iija CALJOUW	169.6	159.9	168.3	167.5	165.0	159.6	169.6						
SSP	24 Carl PHILLIPS	169.6	169.2	169.6	159.9	166.7	167.9	167.9						
SSP	92 Mitch REES	167.9	166.7	166.7	166.7	165.0	167.9							
SSP	17 Michael EVANS	167.5	166.7	166.7	167.5	166.7								
SSP	666 Peter HICKMAN	167.5	166.2	167.5	167.1	164.6	165.8	165.4						
SSP	99 Jeremy McWILLIAMS	167.5	156.2	167.5	167.5	165.8	167.5	166.2	164.6					
SSP	19 Wayne BOURGEAIS	167.5	166.2	167.5	166.2									
SSP	7 Josh BROOKES	167.1	158.1	166.7	167.1	165.4	165.0	166.2						
SSP	30 Liam CHAWKE	166.7	162.2	166.7	161.9	165.4								
SSP	59 Darryl TWEED	166.7	159.2	161.5	166.7	166.7	163.8	163.0						
SSP	13 Gary McCOY	166.2	165.8	166.2	165.4	166.2	161.5	165.8						
SSP	65 Michael SWEENEY	165.8	163.0	165.8	161.1									
SSP	29 Sean BROLLY	164.6	150.6	164.6	161.1	160.7	158.1	152.7						
SSP	35 Daniel INGHAM	164.2	129.5	164.2	164.2	164.2	162.2							
SSP	21 Graham McALEESE	163.8	149.0	161.9	162.6	163.8	162.2	161.9						
SSP	55 Leon JEACOCK	163.8	152.7	161.9	163.8									
SSP	134 Don GILBERT	163.0	148.6	161.9	163.0	159.9	155.1							
SSP	40 Maurizio BOTTALICO	163.0	163.0											
SSP	80 Barry FURBER	162.2	159.2	162.2	159.2									
SSP	222 Michael GAHAN	162.2	145.1	161.5	154.1	159.6	162.2	158.1						
SSP	23 Marcus SIMPSON	161.9	158.8	158.8	161.9	160.3								
SSP	28 Niko LEHTIRANTA	161.5	161.5	161.5	160.7									
SSP	42 Jonathan PERRY	161.1	160.3	161.1	160.3	159.2	159.6							
SSP	51 Rad HUGHES	161.1	146.1	161.1	157.7	156.2	149.0							
SSP	90 Craig KENNELLY	160.7	144.5	159.6	160.7	160.3	160.3							
SSP	37 Barry BURRELL	160.7	140.9	160.7	149.0									
SSP	5 Kevin KEYES	160.3	160.3	156.9	157.7	156.2	157.7							
SSP	58 Michael ALLEN	160.3	144.2	152.3	160.3	150.3								
SSP	69 Darragh TRAPPE	159.9	144.5	158.1	159.9	159.9								
SSP	45 Eddy WORMALD	159.9	137.7	142.3	149.0	159.9								
SSP	43 Stephen DEGNAN	159.6	159.2	158.4	159.6	153.7	157.7	158.8						
SSP	97 Lee HARA	159.2	156.6	151.3	159.2	158.1								
SSP	15 Sam WEST	158.4	158.4	157.7	151.6	149.3								
SSP	20 Andy HORNBY	158.4	146.7	150.0	155.1	158.4	151.3							
SSP	91 Julian TRUMMER	158.1	158.1	157.3	158.1	155.5								
SSP	48 Anthony McCOLGAN	157.3	148.0	153.4	151.3	157.3								
SSP	71 Chris COOK	155.9	141.7	155.1	151.3	155.9								

SPEED TRAP
ON APPROACH TO UNIVERSITY

Class	No/Name	Fastest	Lap 1	Lap 2	Lap 3	Lap 4	Lap 5	Lap 6	Lap 7	Lap 8	Lap 9	Lap 10	Lap 11	Lap 12
SSP	109 Neil KERNOHAN	155.1	153.0	<u>155.1</u>										
SSP	36 Andrew HERD	155.1	118.5	138.0	142.0	154.8	<u>155.1</u>							
SSP	77 Stephane BEDNAREK	152.7	130.2	150.3	152.0	<u>152.7</u>	147.7							
SSP	10 Marty LENNON	151.3	<u>151.3</u>	148.6	142.7									