

BRIGGS

EQUIPMENT

NW200

Wednesday 6th – Saturday 9th May 2026

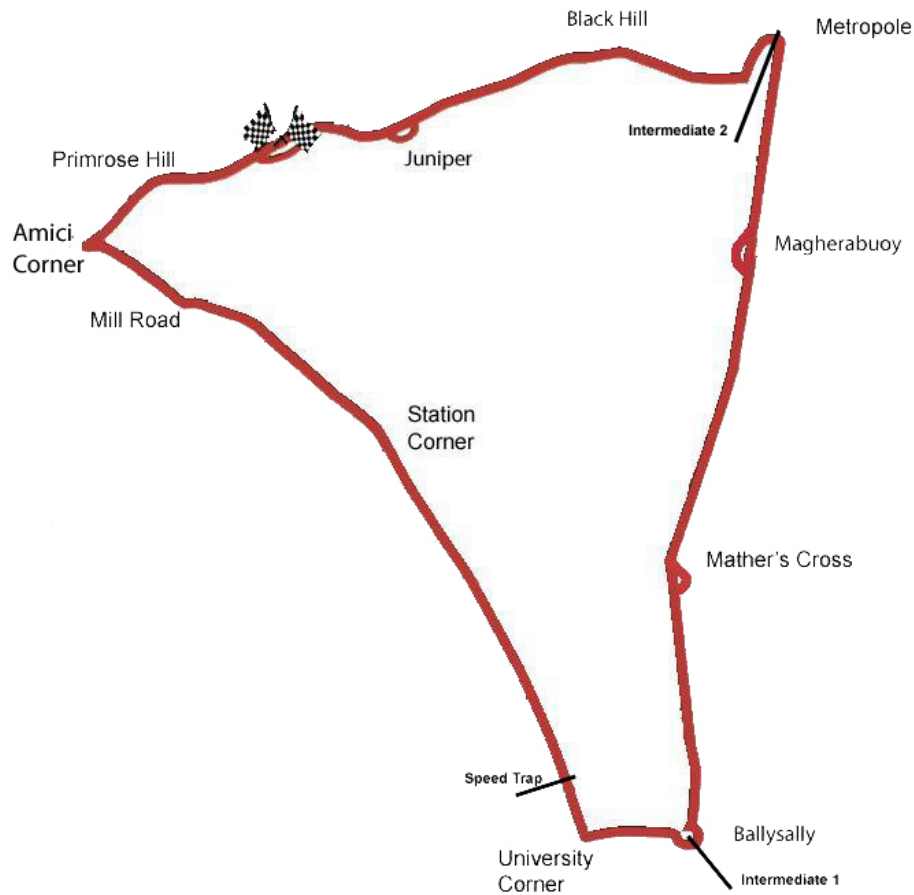
promoted by
Coleraine & District Motor Club
www.northwest200.org



SUPERSTOCK



The Triangle Circuit 8.970 miles



MOST WINS at NORTH WEST 200 at the start of the meeting

Alastair Seeley	29	2008 - 23	(Supersport – 13, Superstock – 12, Superbike – 4)
Robert Dunlop	15	1986 - 06	(125 – 5, 250 – 4, 350 – 1, Superbike – 5)
Michael Rutter	14	1997 - 17	(Supertwin – 1, Supersport – 2, Prod'n/S'tock – 2, Superbike – 9)
Joey Dunlop	13	1979 - 88	(250 – 1, 500 – 1, Production 750 – 2, Superbike – 9)
Phillip McCallen	11	1991 - 97	(250 – 2, 400 – 1, Supersport – 4, Superbike – 4)
Glenn Irwin	11	2017 - 24	(Superbike – 11)
Bruce Anstey	10	2002 - 14	(Supersport – 5, Production/Superstock – 4, Superbike – 1)
Tony Rutter	9	1973 - 82	(250 – 2, 350 – 5, 500 – 1, Superbike – 1)
Davey Todd	9	2019 - 25	(Supersport – 4, Superstock – 3, Superbike – 2)
Ian Lougher	8	1991 - 05	(125 – 5, 250 – 1, Supersport – 1, Superstock – 1)
Steve Plater	8	2006 - 09	(Supersport – 3, Superbike – 5)
Michael Dunlop	8	2008 - 25	(250 – 1, Supersport – 2, Superstock – 2, Superbike – 3)
Richard Cooper	7	2022 - 25	(Supertwin – 5, Supersport – 2)
Steven Cull	6	1980 - 88	(250 – 3, 350 – 1, Superbike – 2)
John McGuinness	6	2000 - 12	(250 – 1, 400 – 1, Supersport – 1, Superbike – 3)
Arthur Wheeler	5	1951 - 62	(250 – 5)
Tommy Robb	5	1959 - 65	(125 – 1, 250 – 4)
John Williams	5	1974 - 77	(350 – 1, 500 – 2, Superbike – 2)
Mick Grant	5	1975 - 82	(500 – 2, Superbike – 3)
Woolsey Coulter	5	1989 - 98	(250 – 5)
Ian Simpson	5	1995 - 98	(Supersport – 1, Production – 1, Superbike – 3)
Ryan Farquhar	5	2003 - 15	(Supertwin – 2, Supersport – 3)
Lee Johnston	5	2014 - 22	(Supertwin – 2, Supersport – 2, Superstock – 1)
Ernie Nott	4	1929 - 32	(500 – 4)
Jimmie Guthrie	4	1934 - 37	(500 – 4)
Bob McIntyre	4	1953 - 61	(350 – 2, 500 – 2)
Eddie Laycock	4	1986 - 90	(250 – 4)
David Jefferies	4	1999 - 02	(Supersport – 1, Superbike – 3)
William Dunlop	4	2009 - 14	(125 – 1, 250 – 1, Supersport – 1, Superbike – 1)
Peter Hickman	4	2018 - 24	(Supertwin – 2, Superstock – 2)

The Triangle Circuit 8.970 miles

LAP & RACE RECORDS & BEST SECTORS ANALYSIS (RACE & QUALIFYING)

at the start of the meeting

SUPERTWIN	Name	Machine	Laps	m	s	mph	Session & Year
Lap Record	Richard Cooper	Kawasaki	4	47.065		112.490	Supertwin-2 2022
Best Qualifying Lap	Richard Cooper	Kawasaki	4	48.326		111.998	Thu Qualifying 2025
Best Sector 1	Richard Cooper	Kawasaki	2	06.768		114.729	Thu Qualifying 2025
Best Sector 2	Richard Cooper	Kawasaki	1	32.466		121.082	Supertwin-1 2025
Best Sector 3	Peter Hickman	Yamaha	1	05.960		99.333	Supertwin-2 2024
Ideal Lap (sum of best sectors)			4	43.823		113.775	*
Difference (Best Lap – Ideal Lap)					3.242		
Race Record	Richard Cooper	Kawasaki	4	19	08.608	112.017	Supertwin-2 2022

SUPERSPORT	Name	Machine	Laps	m	s	mph	Session & Year
Lap Record	Michael Dunlop	Ducati	4	32.162		118.650	Supersport-1 2025
Best Qualifying Lap	Richard Cooper	Yamaha	4	33.627		118.015	Thu Qualifying 2024
Best Sector 1	Michael Dunlop	Ducati	2	00.108		121.091	Supersport-1 2025
Best Sector 2	Richard Cooper	Yamaha	1	26.154		129.953	Supersport-2 2025
Best Sector 3	Peter Hickman	Triumph	1	03.777		102.733	Supersport-2 2023
Ideal Lap (sum of best sectors)			4	30.039		119.583	
Difference (Best Lap – Ideal Lap)					2.123		
Race Record	Richard Cooper	Yamaha	4	18	14.560	117.549	Supersport-2 2025

SUPERSTOCK	Name	Machine	Laps	m	s	mph	Session & Year
Lap Record	Alastair Seeley	BMW	4	19.407		124.484	Superstock-2 2023
Best Qualifying Lap	Davey Todd	BMW	4	19.324		124.524	Thu Qualifying 2024
Best Sector 1	Michael Dunlop	BMW	1	54.619		126.890	Superstock-1 2025
Best Sector 2	Peter Hickman	BMW	1	21.615		137.181	Superstock-2 2025
Best Sector 3	Peter Hickman	BMW	1	02.382		105.030	Superstock-2 2025
Ideal Lap (sum of best sectors)			4	17.602		125.356	*
Difference (Best Lap – Ideal Lap)					1.805		
Race Record	Davey Todd	BMW	4	17	17.767	123.982	Superstock-1 2024

SUPERBIKE	Name	Machine	Laps	m	s	mph	Session & Year
Lap Record	Glenn Irwin	Ducati	4	16.737		125.779	Superbike-1 2024
Best Qualifying Lap	Glenn Irwin	Ducati	4	16.443		125.928	Thu Qualifying 2024
Best Sector 1	Michael Dunlop	BMW	1	54.054		127.519	Superbike-3 2025
Best Sector 2	Michael Dunlop	BMW	1	20.611		138.889	Superbike-2 2025
Best Sector 3	Glenn Irwin	Ducati	1	01.877		105.887	Superbike-1 2024
Ideal Lap (sum of best sectors)			4	15.086		126.593	*
Difference (Best Lap – Ideal Lap)					1.651		
Race Record	Glenn Irwin	Ducati	4	17	06.551	125.336	Superbike-1 2024

Sector	Description	Distance
Sector 1	Finish to Ballysally Roundabout	4.04 miles
Sector 2	Ballysally Roundabout to Metropole	3.11 miles
Sector 3	Metropole to Finish	1.82 miles

2025 – Sector 1 shorter and Sector 2 longer due to Intermediate 2 being repositioned at Ballysally Roundabout. Ideal Lap Times marked with * were not bettered in 2025 and are calculated using previous sector 1 & 2 positions.

FASTEST SPEED TRAP SPEEDS

Class	Name	Machine	mph	Session & Year
Superbike	Josh Brookes	BMW	212.4	2023 Thu Qualifying
Superbike	Bruce Anstey	Honda	209.8	2016 Superbike-1
Superbike	Davey Todd	BMW	209.8	2024 Thu Qualifying
Superbike	Glenn Irwin	Ducati	209.8	2024 Superbike-1
Superbike	Alastair Seeley	BMW	209.1	2023 Thu Qualifying
Superbike	Dean Harrison	Honda	209.1	2025 Wed Qualifying
Superstock	Michael Dunlop	Honda	206.5	2023 Superstock-1
Supersport	Richard Cooper	Yamaha	187.0	2023 Supersport-1
Supertwin	Richard Cooper	Kawasaki	170.5	2023 Tue Qualifying

BRIGGS EQUIPMENT NORTH WEST 200 SUPERSTOCK

Q3: First Qualifying
Wednesday, 06 May 2026




Pos	Class	No	Name	Machine / Sponsor	Qualifying Time	Qualifying Speed		Total Laps	Qualifying Laps	
					5:52.330	Best Lap	Speed			
					Time	Behind	Speed	On		
Qualifying Classification										
1	STK	25	Josh BROOKES	Honda - DAO Racing	4:55.143		109.411	5	5	3
2	STK	3	Dean HARRISON	Honda - Honda Racing	4:56.764	1.621	108.814	5	5	4
3	STK	79	Storm STACEY	BMW - alpha Racing by GRYD	4:59.361	4.218	107.870	2	3	2
4	STK	1	John McGUINNESS	Honda - Honda Racing	5:01.709	6.566	107.030	2	5	4
5	STK	96	Dominic HERBERTSON	BMW - KTS Racing	5:01.738	6.595	107.020	4	4	3
6	STK	20	Carl PHILLIPS	BMW - Bell Bikesport B&W Racing	5:04.193	9.050	106.156	4	5	4
7	STK	12	Ian HUTCHINSON	BMW - Team RST	5:04.521	9.378	106.042	3	5	4
8	STK	92	Mitch REES	Honda - Milenco by Padgett's Motorcycles Honda -	5:04.902	9.759	105.909	5	5	4
9	STK	22	Paul JORDAN	Jackson Racing by Prosper2 Honda - MB Racing/	5:07.321	12.178	105.076	4	4	2
10	STK	16	Mike BROWNE	Russell Racing	5:08.961	13.818	104.518	2	4	3
11	STK	13	Gary McCOY	BMW - Madbros Racing	5:10.931	15.788	103.856	4	5	4
12	STK	35	Mark HEWITT	BMW - Gibson Motors/Firewood Supplies Honda -	5:11.553	16.410	103.648	6	6	5
13	STK	59	Darryl TWEED	JLR by Ability Energy Ltd	5:13.046	17.903	103.154	3	4	3
14	STK	23	Marcus SIMPSON	Honda - WH Racing	5:14.772	19.629	102.589	5	5	4
15	STK	42	Jonathan PERRY	Honda - Gordon Huxley Racing	5:17.909	22.766	101.576	4	4	2
16	STK	29	David JOHNSON	Kawasaki - Platinum Club Racing Kawasaki Suzuki	5:19.210	24.067	101.162	2	4	3
17	STK	64	Grant THOMSON	- IOM Bike Storage/Gorilla Racing BMW - Chawkie	5:19.672	24.529	101.016	2	5	3
18	STK	10	James CHAWKE	Racing	5:21.162	26.019	100.547	3	4	3
19	STK	54	Franco BOURNE	Honda - Team ILR with Frog Vehicle Kawasaki -	5:21.761	26.618	100.360	5	5	3
20	STK	14	Ilja CALJOUW	Performance Racing Achterhoek Kawasaki - AIR NI	5:22.232	27.089	100.214	5	5	3
21	STK	212	Dean McMASTER	Racing	5:23.155	28.012	99.927	4	5	4
22	STK	134	Don GILBERT	Yamaha - Parker Car Transport Racing Suzuki	5:23.267	28.124	99.893	5	5	3
23	STK	139	Dermot CLEARY	Honda - Daracore Racing	5:25.844	30.701	99.103	3	5	4
24	STK	5	Kevin KEYES	Honda - Optimark Road Racing	5:25.986	30.843	99.059	2	3	2
25	STK	30	Eddy FERRE	BMW - Hefty74	5:27.634	32.491	98.561	3	5	3
26	STK	74	Kamil HOLAN	Suzuki - Chawkie Racing SC	5:28.168	33.025	98.401	3	5	4
27	STK	34	Liam CHAWKE	BMW - Smith's Garage Contin	5:28.298	33.155	98.362	3	3	2
28	STK	88	Sean McTAGGART	Honda	5:28.657	33.514	98.254	5	5	3
29	STK	41	Aaron SPENCE	Yamaha - Never Be Clever Racing	5:29.681	34.538	97.949	3	4	2
30	STK	11	Amalric BLANC	BMW - Crowe Performance	5:29.911	34.768	97.881	4	4	3
31	STK	71	Phillip CROWE	Honda - RH Racing	5:31.120	35.977	97.524	5	5	4
32	STK	46	Rhys HARDISTY	BMW - Hoffmann by MRP	5:31.812	36.669	97.320	4	4	3
33	STK	234	Fedrik MATTHYS	Yamaha - Team Lupi by Heidger Motorsport Honda	5:39.294	44.151	95.174	5	5	4
34	STK	85	Olivier LUPBERGER	- Röstlinger Racing	5:41.892	46.749	94.451	4	4	3
35	STK	8	Pontus RÖSTLINGER		5:43.826	48.683	93.920	2	4	3

Non Qualifiers

STK	60	Peter HICKMAN	BMW - Monster BMW Motorrad	5:02.318	7.175	106.815	3	3	1
STK	47	Richard COOPER	BMW - SMS / Nicholl Oils Racing	5:16.229	21.086	102.116	3	3	1
STK	6	Michael DUNLOP	BMW	5:23.667	28.524	99.769	3	3	1
STK	91	Julian TRUMMER	BMW - Smith Racing	5:27.732	32.589	98.532	2	2	1
STK	17	Michael EVANS	Honda - Dafabet Racing	5:42.048	46.905	94.408	2	2	1
STK	87	Emil KRCHNAVY	Kawasaki - KRS Racing	5:48.202	53.059	92.739	2	4	1
STK	19	Jean Pierre POLET	BMW - Road's Warrior	5:56.088	1:00.945	90.685	3	4	0
STK	121	Liam THORNTON	Honda - Thornton Racing	5:56.527	1:01.384	90.574	2	4	0
STK	53	Wayne BOURGEAIS	Yamaha - Basomba Racing/La Bécanerie	6:06.300	1:11.157	88.157	3	3	0
STK	90	Craig KENNELLY	Honda - I-HV Racing	6:06.812	1:11.669	88.034	3	3	0
STK	43	Stephen DEGNAN	Kawasaki	6:56.171	2:01.028	77.593	2	3	0
STK	32	Martin MORRIS	Honda - Redspeed International	9:51.744	4:56.601	54.571	1	2	0
STK	21	Marty LENNON	BMW	11:54.994	6:59.851	45.164	1	1	0
STK	311	Florian ASTNER	BMW	16:24.165	11:29.022	32.812	1	2	0
STK	15	Sam WEST	BMW - Moto-Hub.co.uk	21:15.397	16:20.254	25.319	1	1	0
STK	44	Rob HODSON	Honda - SMT Racing	23:12.821	18:17.678	23.185	1	1	0
STK	40	Maurizio BOTTALICO	BMW - Crowe Performance	29:47.366	24:52.223	18.067	1	1	0

Provisional result to be confirmed by the Stewards of the Meeting subject to completion of technical inspections & the time limit for protests

Circuit	The Triangle	Signed	Organising Club	Coleraine & District MC
Length(miles)	8.9700 Lap 1 (8.8300)		Qualifying Started	13:30
Weather	Light rain	Chief Timekeeper		
Track	Drying, 18°C	Issued At: 14:13		




**BRIGGS EQUIPMENT NORTH WEST 200
SUPERSTOCK
Q3: First Qualifying
Wednesday, 06 May 2026**



		Qualifying Time		Qualifying Speed						
		5:52.330		91.653						
Pos	Class	No	Name	Machine / Sponsor	----- Time	Best Lap Behind	----- Speed	On	Total Laps	Qualifying Laps
Non Qualifiers										
	STK	33	Kieran BROCKIE	Suzuki - WR Racing	34:08.210	29:13.067	15.766	1	1	0

No 11 - No transponder detected; No 16 - +10 second penalty straight through at Mill Road; No 47 - +10 seconds penalty straight through at Mathers

Provisional result to be confirmed by the Stewards of the Meeting subject to completion of technical inspections & the time limit for protests Page 2 / 2

Circuit	The Triangle	Signed		Organising Club	Coleraine & District MC
Length(miles)	8.9700 Lap 1 (8.8300)	Chief Timekeeper		Qualifying Started	13:30
Weather	Light rain	Issued At:	14:13		
Track	Drying, 18°C				



Qualifying Classification

Position

1 25 Josh BROOKES

STK Behind

Best Time **4:55.143** Best Speed **109.411** On **5** Gp

Lap	Lap Time	Lap Speed	Sector 1	Sector 2	Sector 3	Speed Trap
1	6:57.146	76.204		1:55.306		165.4
2	10:35.762	50.793		1:33.555	1:15.739	181.0
3	5:14.026	102.832	2:18.008	1:34.635	1:21.383	192.4
4	5:04.566	106.026	2:16.321	1:34.153	1:14.092	186.5
5	4:55.143	109.411	2:11.999	1:29.930	1:13.214	191.8
<i>Ideal</i>	<i>4:55.143</i>	<i>109.411</i>	<i>2:11.999</i>	<i>1:29.930</i>	<i>1:13.214</i>	<i>192.4</i>

2 3 Dean HARRISON

STK Behind **1.621**

Best Time **4:56.764** Best Speed **108.814** On **5** Gp

Lap	Lap Time	Lap Speed	Sector 1	Sector 2	Sector 3	Speed Trap
1	5:23.301	98.323		1:31.327	1:11.521	192.4
2	5:00.095	107.606	2:10.320	1:38.457	1:11.318	189.1
3	5:17.687	101.647	2:12.712	1:42.645		190.7
4	14:02.099	38.347		1:32.799	1:15.158	194.0
5	4:56.764	108.814	2:11.539	1:31.681	1:13.544	195.7
<i>Ideal</i>	<i>4:52.965</i>	<i>110.225</i>	<i>2:10.320</i>	<i>1:31.327</i>	<i>1:11.318</i>	<i>195.7</i>

3 79 Storm STACEY

STK Behind **4.218**

Best Time **4:59.361** Best Speed **107.870** On **2** Gp

Lap	Lap Time	Lap Speed	Sector 1	Sector 2	Sector 3	Speed Trap
1	7:29.333	70.745		1:34.500	1:12.615	190.2
2	4:59.361	107.870	2:12.316	1:33.778	1:13.267	188.1
3	5:02.430	106.775	2:12.765	1:34.193		178.1
<i>Ideal</i>	<i>4:58.709</i>	<i>108.105</i>	<i>2:12.316</i>	<i>1:33.778</i>	<i>1:12.615</i>	<i>190.2</i>

4 1 John McGUINNESS

STK Behind **6.566**

Best Time **5:01.709** Best Speed **107.030** On **2** Gp

Lap	Lap Time	Lap Speed	Sector 1	Sector 2	Sector 3	Speed Trap
1	5:34.252	95.102		1:42.182	1:13.917	171.3
2	5:01.709	107.030	2:14.443	1:33.933	1:13.333	188.1
3	5:03.948	106.242	2:14.978	1:33.658	1:15.312	180.5
4	5:19.258	101.147	2:16.934	1:35.638		173.5
5	10:47.897	49.841		1:40.523		186.5
<i>Ideal</i>	<i>5:01.434</i>	<i>107.128</i>	<i>2:14.443</i>	<i>1:33.658</i>	<i>1:13.333</i>	<i>188.1</i>

Qualifying Classification

Position

5 96 Dominic HERBERTSON

STK Behind **6.595**

Best Time **5:01.738** Best Speed **107.020** On **4** Gp

Lap	Lap Time	Lap Speed	Sector 1	Sector 2	Sector 3	Speed Trap
1	19:26.416	27.253		1:37.083	1:20.085	164.6
2	5:07.831	104.902	2:16.979	1:35.049	1:15.803	165.0
3	5:02.790	106.648	2:13.510	1:33.814	1:15.466	185.5
4	5:01.738	107.020	2:12.886	1:34.999	1:13.853	187.0
<i>Ideal</i>	<i>5:00.553</i>	<i>107.442</i>	<i>2:12.886</i>	<i>1:33.814</i>	<i>1:13.853</i>	<i>187.0</i>

6 20 Carl PHILLIPS

STK Behind **9.050**

Best Time **5:04.193** Best Speed **106.156** On **4** Gp

Lap	Lap Time	Lap Speed	Sector 1	Sector 2	Sector 3	Speed Trap
1	7:59.159	66.341		1:38.311	1:15.052	166.7
2	5:05.262	105.785	2:13.956	1:34.978	1:16.328	173.5
3	5:04.413	106.080	2:15.704	1:34.220	1:14.489	180.0
4	5:04.193	106.156	2:14.789	1:34.449	1:14.955	181.0
5	5:09.277	104.411	2:16.552	1:34.554		174.4
<i>Ideal</i>	<i>5:02.665</i>	<i>106.692</i>	<i>2:13.956</i>	<i>1:34.220</i>	<i>1:14.489</i>	<i>181.0</i>

7 12 Ian HUTCHINSON

STK Behind **9.378**

Best Time **5:04.521** Best Speed **106.042** On **3** Gp

Lap	Lap Time	Lap Speed	Sector 1	Sector 2	Sector 3	Speed Trap
1	5:19.774	99.408		1:31.889	1:11.502	189.1
2	5:05.979	105.537	2:13.599	1:39.293	1:13.087	186.0
3	5:04.521	106.042	2:14.199	1:34.668	1:15.654	188.1
4	5:47.507	92.925	2:29.681	1:44.480		169.6
5	10:10.830	52.866		1:34.407	1:15.690	189.1
<i>Ideal</i>	<i>4:56.990</i>	<i>108.731</i>	<i>2:13.599</i>	<i>1:31.889</i>	<i>1:11.502</i>	<i>189.1</i>

Qualifying Classification

Position

8 92 Mitch REES

STK Behind 9.759

Best Time 5:04.902 Best Speed 105.909 On 5 Gp

Lap	Lap Time	Lap Speed	Sector 1	Sector 2	Sector 3	Speed Trap
1	10:48.756	48.998		1:34.436	1:14.682	179.1
2	5:09.353	104.386	2:16.937	1:37.211	1:15.205	174.4
3	5:08.152	104.792	2:15.374	1:35.524	1:17.254	183.5
4	5:05.554	105.683	2:16.162	1:33.807	1:15.585	179.5
5	5:04.902	105.909	2:18.371	1:33.652	1:12.879	180.5
<i>Ideal</i>	<i>5:01.905</i>	<i>106.961</i>	<i>2:15.374</i>	<i>1:33.652</i>	<i>1:12.879</i>	<i>183.5</i>

9 22 Paul JORDAN

STK Behind 12.178

Best Time 5:07.321 Best Speed 105.076 On 4 Gp

Lap	Lap Time	Lap Speed	Sector 1	Sector 2	Sector 3	Speed Trap
1	6:26.727	82.198		1:50.284		155.9
2	16:42.344	32.216		1:37.954	1:21.068	184.0
3	5:12.669	103.279	2:18.908	1:35.597	1:18.164	179.5
4	5:07.321	105.076	2:16.282	1:34.668	1:16.371	183.0
<i>Ideal</i>	<i>5:07.321</i>	<i>105.076</i>	<i>2:16.282</i>	<i>1:34.668</i>	<i>1:16.371</i>	<i>184.0</i>

10 16 Mike BROWNE

STK Behind 13.818

Best Time 5:08.961 Best Speed 104.518 On 2 Gp

Lap	Lap Time	Lap Speed	Sector 1	Sector 2	Sector 3	Speed Trap
1	17:43.751	29.883		1:37.775	1:15.409	174.9
2	5:08.961	104.518	2:16.567	1:34.434	1:17.960	187.0
3	5:09.908	104.199	2:15.607	1:37.916	1:16.385	183.0
4	5:13.071	103.146	2:14.147	1:34.335	1:14.589	192.4
<i>Ideal</i>	<i>5:03.071</i>	<i>106.549</i>	<i>2:14.147</i>	<i>1:34.335</i>	<i>1:14.589</i>	<i>192.4</i>

11 13 Gary McCOY

STK Behind 15.788

Best Time 5:10.931 Best Speed 103.856 On 4 Gp

Lap	Lap Time	Lap Speed	Sector 1	Sector 2	Sector 3	Speed Trap
1	13:32.849	39.107		1:37.018	1:18.094	168.3
2	5:12.098	103.468	2:19.776	1:36.214	1:16.108	180.0
3	5:12.481	103.341	2:17.694	1:37.313	1:17.474	181.0
4	5:10.931	103.856	2:18.572	1:36.109	1:16.250	182.0
5	5:11.965	103.512	2:18.655	1:36.431	1:16.879	181.5
<i>Ideal</i>	<i>5:09.911</i>	<i>104.198</i>	<i>2:17.694</i>	<i>1:36.109</i>	<i>1:16.108</i>	<i>182.0</i>

Qualifying Classification

Position

12 35 Mark HEWITT

STK Behind 16.410

Best Time 5:11.553 Best Speed 103.648 On 6 Gp

Lap	Lap Time	Lap Speed	Sector 1	Sector 2	Sector 3	Speed Trap
1	6:21.033	83.426			1:37.543	1:18.501
2	5:16.268	102.103	2:21.059	1:39.121	1:16.088	164.6
3	5:17.811	101.608	2:20.929	1:38.072	1:18.810	161.9
4	5:12.268	103.411	2:18.049	1:37.971	1:16.248	187.0
5	5:12.831	103.225	2:17.790	1:37.642	1:17.399	187.0
6	5:11.553	103.648	2:16.254	1:39.150	1:16.149	186.0
<i>Ideal</i>	<i>5:09.885</i>	<i>104.206</i>	<i>2:16.254</i>	<i>1:37.543</i>	<i>1:16.088</i>	<i>187.0</i>

13 59 Darryl TWEED

STK Behind 17.903

Best Time 5:13.046 Best Speed 103.154 On 3 Gp

Lap	Lap Time	Lap Speed	Sector 1	Sector 2	Sector 3	Speed Trap
1	16:24.748	32.280		1:38.888	1:18.374	169.6
2	5:15.705	102.285	2:19.865	1:38.789	1:17.051	177.2
3	5:13.046	103.154	2:19.691	1:37.843	1:15.512	183.0
4	5:24.574	99.490	2:21.958	1:40.052		176.7
<i>Ideal</i>	<i>5:13.046</i>	<i>103.154</i>	<i>2:19.691</i>	<i>1:37.843</i>	<i>1:15.512</i>	<i>183.0</i>

14 23 Marcus SIMPSON

STK Behind 19.629

Best Time 5:14.772 Best Speed 102.589 On 5 Gp

Lap	Lap Time	Lap Speed	Sector 1	Sector 2	Sector 3	Speed Trap
1	12:17.755	43.087		1:43.476	1:22.804	150.3
2	5:25.587	99.181	2:25.254	1:39.397	1:20.936	181.5
3	5:26.821	98.806	2:22.488	1:40.999	1:23.334	181.5
4	5:21.334	100.494	2:22.031	1:39.133	1:20.170	176.7
5	5:14.772	102.589	2:17.817	1:37.839	1:19.116	186.0
<i>Ideal</i>	<i>5:14.772</i>	<i>102.589</i>	<i>2:17.817</i>	<i>1:37.839</i>	<i>1:19.116</i>	<i>186.0</i>

Qualifying Classification

Position

15 42 Jonathan PERRY

STK Behind **22.766**

Best Time **5:17.909** Best Speed **101.576** On **4** Gp

Lap	Lap Time	Lap Speed	Sector 1	Sector 2	Sector 3	Speed Trap
1	12:51.817	41.186		2:04.057		135.2
2	10:36.001	50.774		1:43.345	1:23.843	165.8
3	5:22.920	100.000	2:25.315	1:39.019	1:18.586	158.8
4	5:17.909	101.576	2:21.959	1:38.186	1:17.764	181.0
<i>Ideal</i>	<i>5:17.909</i>	<i>101.576</i>	<i>2:21.959</i>	<i>1:38.186</i>	<i>1:17.764</i>	<i>181.0</i>

16 29 David JOHNSON

STK Behind **24.067**

Best Time **5:19.210** Best Speed **101.162** On **2** Gp

Lap	Lap Time	Lap Speed	Sector 1	Sector 2	Sector 3	Speed Trap
1	6:27.952	81.938		1:39.137	1:15.588	170.5
2	5:19.210	101.162	2:22.801	1:38.147	1:18.262	163.8
3	5:24.882	99.396	2:25.644	1:39.729	1:19.509	150.3
4	5:48.410	92.684	2:24.465	1:46.044		164.2
<i>Ideal</i>	<i>5:16.536</i>	<i>102.017</i>	<i>2:22.801</i>	<i>1:38.147</i>	<i>1:15.588</i>	<i>170.5</i>

17 64 Grant THOMSON

STK Behind **24.529**

Best Time **5:19.672** Best Speed **101.016** On **2** Gp

Lap	Lap Time	Lap Speed	Sector 1	Sector 2	Sector 3	Speed Trap
1	7:21.192	72.050		1:39.603	1:16.563	168.3
2	5:19.672	101.016	2:21.949	1:39.278	1:18.445	169.2
3	5:31.448	97.427	2:28.876	1:40.532		170.5
4	10:32.607	51.046		1:40.425	1:21.395	172.6
5	5:23.202	99.913	2:23.689	1:39.494	1:20.019	172.6
<i>Ideal</i>	<i>5:17.790</i>	<i>101.614</i>	<i>2:21.949</i>	<i>1:39.278</i>	<i>1:16.563</i>	<i>172.6</i>

18 10 James CHAWKE

STK Behind **26.019**

Best Time **5:21.162** Best Speed **100.547** On **3** Gp

Lap	Lap Time	Lap Speed	Sector 1	Sector 2	Sector 3	Speed Trap
1	9:53.759	53.537		1:54.272	1:21.020	159.2
2	5:22.474	100.138	2:24.809	1:39.223	1:18.442	175.3
3	5:21.162	100.547	2:22.853	1:38.473	1:19.836	182.0
4	5:28.456	98.315	2:23.002	1:39.589		182.5
<i>Ideal</i>	<i>5:19.768</i>	<i>100.986</i>	<i>2:22.853</i>	<i>1:38.473</i>	<i>1:18.442</i>	<i>182.5</i>

Qualifying Classification

Position

19 54 Franco BOURNE

STK Behind **26.618**

Best Time **5:21.761** Best Speed **100.360** On **5** Gp

Lap	Lap Time	Lap Speed	Sector 1	Sector 2	Sector 3	Speed Trap
1	7:40.764	68.990		1:45.445	1:21.134	156.6
2	5:36.312	96.018	2:22.753	1:44.077		176.7
3	9:22.377	57.421		1:43.069	1:20.901	168.3
4	5:24.021	99.660	2:22.442	1:40.919	1:20.660	170.5
5	5:21.761	100.360	2:22.772	1:41.304	1:17.685	176.7
<i>Ideal</i>	<i>5:21.046</i>	<i>100.584</i>	<i>2:22.442</i>	<i>1:40.919</i>	<i>1:17.685</i>	<i>176.7</i>

20 14 Ilja CALJOUW

STK Behind **27.089**

Best Time **5:22.232** Best Speed **100.214** On **5** Gp

Lap	Lap Time	Lap Speed	Sector 1	Sector 2	Sector 3	Speed Trap
1	12:07.532	43.693		1:47.128	1:20.091	169.2
2	5:28.329	98.353	2:26.298	1:41.444	1:20.587	178.1
3	5:30.447	97.722	2:27.379	1:40.679	1:22.389	171.8
4	5:58.076	90.182	2:25.368	1:38.655	1:54.053	179.5
5	5:22.232	100.214	2:24.767	1:38.079	1:19.386	172.6
<i>Ideal</i>	<i>5:22.232</i>	<i>100.214</i>	<i>2:24.767</i>	<i>1:38.079</i>	<i>1:19.386</i>	<i>179.5</i>

21 212 Dean McMASTER

STK Behind **28.012**

Best Time **5:23.155** Best Speed **99.927** On **4** Gp

Lap	Lap Time	Lap Speed	Sector 1	Sector 2	Sector 3	Speed Trap
1	10:01.157	52.878		1:43.230	1:22.908	170.5
2	5:25.808	99.114	2:24.245	1:40.118	1:21.445	172.2
3	5:25.642	99.164	2:25.417	1:39.718	1:20.507	169.6
4	5:23.155	99.927	2:23.402	1:39.471	1:20.282	176.3
5	5:32.079	97.242	2:24.207	1:43.528	1:24.344	166.2
<i>Ideal</i>	<i>5:23.155</i>	<i>99.927</i>	<i>2:23.402</i>	<i>1:39.471</i>	<i>1:20.282</i>	<i>176.3</i>

DETAILED SECTOR ANALYSIS

Qualifying Classification

Position

22 134 Don GILBERT

STK Behind 28.124

Best Time 5:23.267 Best Speed 99.893 On 5 Gp

Lap	Lap Time	Lap Speed	Sector 1	Sector 2	Sector 3	Speed Trap
1	7:58.563	66.424		1:53.294		152.3
2	9:19.091	57.758		1:43.297	1:21.739	163.0
3	5:35.480	96.256	2:28.917	1:43.021	1:23.542	166.2
4	5:29.612	97.970	2:25.695	1:40.771	1:23.146	168.3
5	5:23.267	99.893	2:23.792	1:39.634	1:19.841	170.9
<i>Ideal</i>	<i>5:23.267</i>	<i>99.893</i>	<i>2:23.792</i>	<i>1:39.634</i>	<i>1:19.841</i>	<i>170.9</i>

23 139 Dermot CLEARY

STK Behind 30.701

Best Time 5:25.844 Best Speed 99.103 On 3 Gp

Lap	Lap Time	Lap Speed	Sector 1	Sector 2	Sector 3	Speed Trap
1	6:25.783	82.399		1:44.117	1:21.085	156.9
2	5:29.154	98.106	2:24.559	1:42.988	1:21.607	172.2
3	5:25.844	99.103	2:23.260	1:41.447	1:21.137	176.3
4	5:30.216	97.791	2:25.218	1:40.811	1:24.187	157.7
5	5:39.539	95.105	2:26.415	1:41.619		177.2
<i>Ideal</i>	<i>5:25.156</i>	<i>99.312</i>	<i>2:23.260</i>	<i>1:40.811</i>	<i>1:21.085</i>	<i>177.2</i>

24 5 Kevin KEYES

STK Behind 30.843

Best Time 5:25.986 Best Speed 99.059 On 2 Gp

Lap	Lap Time	Lap Speed	Sector 1	Sector 2	Sector 3	Speed Trap
1	15:21.136	34.510		1:40.517	1:20.148	170.5
2	5:25.986	99.059	2:24.534	1:38.206	1:23.246	177.2
3	5:43.554	93.994	2:26.550	1:39.022		171.3
<i>Ideal</i>	<i>5:22.888</i>	<i>100.010</i>	<i>2:24.534</i>	<i>1:38.206</i>	<i>1:20.148</i>	<i>177.2</i>

25 30 Eddy FERRE

STK Behind 32.491

Best Time 5:27.634 Best Speed 98.561 On 3 Gp

Lap	Lap Time	Lap Speed	Sector 1	Sector 2	Sector 3	Speed Trap
1	6:01.529	87.927		1:38.745	1:22.240	174.9
2	5:29.638	97.962	2:26.955	1:41.485	1:21.198	177.2
3	5:27.634	98.561	2:26.707	1:40.275	1:20.652	174.9
4	5:41.911	94.446	2:27.793	1:43.811		171.3
5	9:01.397	59.646		1:39.568	1:19.400	178.6
<i>Ideal</i>	<i>5:24.852</i>	<i>99.405</i>	<i>2:26.707</i>	<i>1:38.745</i>	<i>1:19.400</i>	<i>178.6</i>

Qualifying Classification

Position

26 74 Kamil HOLAN

STK Behind 33.025

Best Time 5:28.168 Best Speed 98.401 On 3 Gp

Lap	Lap Time	Lap Speed	Sector 1	Sector 2	Sector 3	Speed Trap
1	6:03.060	87.556		1:40.944	1:19.601	156.6
2	5:31.837	97.313	2:26.774	1:43.964	1:21.099	165.8
3	5:28.168	98.401	2:24.454	1:41.478	1:22.236	165.8
4	5:38.687	95.345	2:31.481	1:43.789	1:23.417	155.5
5	5:46.479	93.200	2:31.005	1:43.980		162.6
<i>Ideal</i>	<i>5:24.999</i>	<i>99.360</i>	<i>2:24.454</i>	<i>1:40.944</i>	<i>1:19.601</i>	<i>165.8</i>

27 34 Liam CHAWKE

STK Behind 33.155

Best Time 5:28.298 Best Speed 98.362 On 3 Gp

Lap	Lap Time	Lap Speed	Sector 1	Sector 2	Sector 3	Speed Trap
1	19:43.525	26.859		1:46.034	1:27.031	151.0
2	5:40.120	94.943	2:30.657	1:44.105	1:25.358	171.8
3	5:28.298	98.362	2:26.520	1:39.950	1:21.828	175.8
<i>Ideal</i>	<i>5:28.298</i>	<i>98.362</i>	<i>2:26.520</i>	<i>1:39.950</i>	<i>1:21.828</i>	<i>175.8</i>

28 88 Sean McTAGGART

STK Behind 33.514

Best Time 5:28.657 Best Speed 98.254 On 5 Gp

Lap	Lap Time	Lap Speed	Sector 1	Sector 2	Sector 3	Speed Trap
1	7:03.553	75.051		1:44.133		158.1
2	7:44.391	69.536		1:43.678	1:22.760	149.0
3	5:35.039	96.383	2:30.436	1:43.747	1:20.856	159.2
4	5:34.734	96.471	2:29.035	1:43.425	1:22.274	156.9
5	5:28.657	98.254	2:28.915	1:40.682	1:19.060	165.0
<i>Ideal</i>	<i>5:28.657</i>	<i>98.254</i>	<i>2:28.915</i>	<i>1:40.682</i>	<i>1:19.060</i>	<i>165.0</i>

29 41 Aaron SPENCE

STK Behind 34.538

Best Time 5:29.681 Best Speed 97.949 On 3 Gp

Lap	Lap Time	Lap Speed	Sector 1	Sector 2	Sector 3	Speed Trap
1	6:56.589	76.305		1:45.046	1:22.957	160.3
2	5:30.362	97.747	2:28.038	1:42.421	1:19.903	165.0
3	5:29.681	97.949	2:24.645	1:40.980	1:24.056	173.5
4	6:02.669	89.040	2:44.622	1:48.682		165.8
<i>Ideal</i>	<i>5:25.528</i>	<i>99.199</i>	<i>2:24.645</i>	<i>1:40.980</i>	<i>1:19.903</i>	<i>173.5</i>

DETAILED SECTOR ANALYSIS

Qualifying Classification

Position

30 11 Amalric BLANC

STK Behind 34.768

Best Time 5:29.911 Best Speed 97.881 On 4 Gp

Lap	Lap Time	Lap Speed	Sector 1	Sector 2	Sector 3	Speed Trap
1	17:30.095	30.272				0.0
2	5:42.559	94.267				0.0
3	5:34.133	96.644				0.0
4	5:29.911	97.881				0.0
<i>Ideal</i>	0.000	0.000				0.0

31 71 Phillip CROWE

STK Behind 35.977

Best Time 5:31.120 Best Speed 97.524 On 5 Gp

Lap	Lap Time	Lap Speed	Sector 1	Sector 2	Sector 3	Speed Trap
1	8:12.578	64.534		1:43.227	1:21.534	144.2
2	5:32.149	97.221	2:28.091	1:42.129	1:21.929	158.4
3	5:44.278	93.796	2:34.576	1:45.869	1:23.833	147.0
4	5:40.879	94.732	2:33.246	1:44.055	1:23.578	160.7
5	5:31.120	97.524	2:29.803	1:40.840	1:20.477	170.5
<i>Ideal</i>	5:29.408	98.030	2:28.091	1:40.840	1:20.477	170.5

32 46 Rhys HARDISTY

STK Behind 36.669

Best Time 5:31.812 Best Speed 97.320 On 4 Gp

Lap	Lap Time	Lap Speed	Sector 1	Sector 2	Sector 3	Speed Trap
1	13:58.617	37.905		1:45.281	1:22.599	160.7
2	5:45.390	93.494	2:32.750	1:46.092	1:26.548	155.1
3	5:40.810	94.751	2:30.699	1:45.764	1:24.347	162.6
4	5:31.812	97.320	2:28.565	1:41.382	1:21.865	167.9
<i>Ideal</i>	5:31.812	97.320	2:28.565	1:41.382	1:21.865	167.9

33 234 Fedrik MATTHYS

STK Behind 44.151

Best Time 5:39.294 Best Speed 95.174 On 5 Gp

Lap	Lap Time	Lap Speed	Sector 1	Sector 2	Sector 3	Speed Trap
1	7:42.336	68.755		1:48.447	1:23.877	149.3
2	5:43.272	94.071	2:30.618	1:47.203	1:25.451	152.0
3	5:45.376	93.498	2:32.523	1:46.771	1:26.082	148.6
4	5:47.260	92.991	2:34.282	1:46.554	1:26.424	150.0
5	5:39.294	95.174	2:31.680	1:43.547	1:24.067	152.7
<i>Ideal</i>	5:38.042	95.527	2:30.618	1:43.547	1:23.877	152.7

Qualifying Classification

Position

34 85 Olivier LUPBERGER

STK Behind 46.749

Best Time 5:41.892 Best Speed 94.451 On 4 Gp

Lap	Lap Time	Lap Speed	Sector 1	Sector 2	Sector 3	Speed Trap
1	14:23.148	36.828		1:49.612	1:28.317	134.9
2	5:51.436	91.886	2:38.943	1:46.757	1:25.736	153.0
3	5:44.716	93.677	2:35.454	1:44.904	1:24.358	154.1
4	5:41.892	94.451	2:32.114	1:46.997	1:22.781	158.8
<i>Ideal</i>	5:39.799	95.033	2:32.114	1:44.904	1:22.781	158.8

35 8 Pontus RÖSTLINGER

STK Behind 48.683

Best Time 5:43.826 Best Speed 93.920 On 2 Gp

Lap	Lap Time	Lap Speed	Sector 1	Sector 2	Sector 3	Speed Trap
1	14:29.808	36.546		1:49.944	1:23.413	159.9
2	5:43.826	93.920	2:31.194	1:47.119	1:25.513	157.7
3	5:51.433	91.887	2:37.739	1:47.477	1:26.217	165.8
4	5:47.866	92.829	2:32.569	1:44.775	1:30.522	174.0
<i>Ideal</i>	5:39.382	95.149	2:31.194	1:44.775	1:23.413	174.0

Non Qualifiers

Position

60 Peter HICKMAN

STK Behind 7.175

Best Time 5:02.318 Best Speed 106.815 On 3 Gp

Lap	Lap Time	Lap Speed	Sector 1	Sector 2	Sector 3	Speed Trap
1	10:45.430	49.251		1:58.905		152.7
2	16:47.247	32.060		1:37.368	1:17.654	174.0
3	5:02.318	106.815	2:15.576	1:32.265	1:14.477	183.5
<i>Ideal</i>	5:02.318	106.815	2:15.576	1:32.265	1:14.477	183.5

47 Richard COOPER

STK Behind 21.086

Best Time 5:16.229 Best Speed 102.116 On 3 Gp

Lap	Lap Time	Lap Speed	Sector 1	Sector 2	Sector 3	Speed Trap
1	12:56.756	40.924		1:58.014		138.8
2	12:52.491	41.802		1:36.897	1:19.032	180.0
3	5:16.229	102.116	2:15.682	1:35.172	1:15.375	186.0
<i>Ideal</i>	5:06.229	105.450	2:15.682	1:35.172	1:15.375	186.0

Non Qualifiers

Position

6 Michael DUNLOP

STK Behind **28.524**
Best Time **5:23.667** Best Speed **99.769** On **3** Gp

Lap	Lap Time	Lap Speed	Sector 1	Sector 2	Sector 3	Speed Trap
1	9:44.969	54.341		1:56.089		163.4
2	19:38.870	27.392		1:41.380	1:24.396	187.0
3	5:23.667	99.769	2:20.848	1:41.957	1:20.862	192.9
<i>Ideal</i>	<i>5:23.090</i>	<i>99.947</i>	<i>2:20.848</i>	<i>1:41.380</i>	<i>1:20.862</i>	<i>192.9</i>

91 Julian TRUMMER

STK Behind **32.589**
Best Time **5:27.732** Best Speed **98.532** On **2** Gp

Lap	Lap Time	Lap Speed	Sector 1	Sector 2	Sector 3	Speed Trap
1	28:02.460	18.894		1:44.593	1:22.883	177.7
2	5:27.732	98.532	2:26.244	1:40.929	1:20.559	170.5
<i>Ideal</i>	<i>5:27.732</i>	<i>98.532</i>	<i>2:26.244</i>	<i>1:40.929</i>	<i>1:20.559</i>	<i>177.7</i>

17 Michael EVANS

STK Behind **46.905**
Best Time **5:42.048** Best Speed **94.408** On **2** Gp

Lap	Lap Time	Lap Speed	Sector 1	Sector 2	Sector 3	Speed Trap
1	22:50.368	23.197		1:46.073	1:28.266	151.0
2	5:42.048	94.408	2:30.960	1:43.807		156.2
<i>Ideal</i>	<i>5:43.033</i>	<i>94.137</i>	<i>2:30.960</i>	<i>1:43.807</i>	<i>1:28.266</i>	<i>156.2</i>

87 Emil KRCHNAVY

STK Behind **53.059**
Best Time **5:48.202** Best Speed **92.739** On **2** Gp

Lap	Lap Time	Lap Speed	Sector 1	Sector 2	Sector 3	Speed Trap
1	8:53.642	59.568		1:48.224	1:23.183	143.0
2	5:48.202	92.739	2:33.451	1:47.830		158.8
3	7:57.459	67.633		1:52.275		151.6
4	10:03.918	53.471		1:46.677		161.5
<i>Ideal</i>	<i>5:43.311</i>	<i>94.060</i>	<i>2:33.451</i>	<i>1:46.677</i>	<i>1:23.183</i>	<i>161.5</i>

Non Qualifiers

Position

19 Jean Pierre POLET

STK Behind **1:00.945**
Best Time **5:56.088** Best Speed **90.685** On **3** Gp

Lap	Lap Time	Lap Speed	Sector 1	Sector 2	Sector 3	Speed Trap
1	7:57.025	66.638		1:53.549		155.5
2	8:59.470	59.859		1:53.104	1:30.909	152.0
3	5:56.088	90.685	2:38.624	1:51.022	1:26.442	162.2
4	5:57.772	90.259	2:36.578	1:48.132		144.2
<i>Ideal</i>	<i>5:51.152</i>	<i>91.960</i>	<i>2:36.578</i>	<i>1:48.132</i>	<i>1:26.442</i>	<i>162.2</i>

121 Liam THORNTON

STK Behind **1:01.384**
Best Time **5:56.527** Best Speed **90.574** On **2** Gp

Lap	Lap Time	Lap Speed	Sector 1	Sector 2	Sector 3	Speed Trap
1	10:27.316	50.673		1:52.344	1:26.715	152.7
2	5:56.527	90.574	2:37.296	1:50.714	1:28.517	143.0
3	6:05.252	88.410	2:37.570	1:51.853		146.1
4	9:53.119	54.444		1:47.373	1:27.866	150.3
<i>Ideal</i>	<i>5:51.384</i>	<i>91.899</i>	<i>2:37.296</i>	<i>1:47.373</i>	<i>1:26.715</i>	<i>152.7</i>

53 Wayne BOURGEOIS

STK Behind **1:11.157**
Best Time **6:06.300** Best Speed **88.157** On **3** Gp

Lap	Lap Time	Lap Speed	Sector 1	Sector 2	Sector 3	Speed Trap
1	13:22.764	39.598		2:13.574		128.0
2	12:33.320	42.866		1:51.573	1:33.938	162.2
3	6:06.300	88.157	2:42.794	1:52.158	1:31.348	156.2
<i>Ideal</i>	<i>6:05.715</i>	<i>88.298</i>	<i>2:42.794</i>	<i>1:51.573</i>	<i>1:31.348</i>	<i>162.2</i>

90 Craig KENNELLY

STK Behind **1:11.669**
Best Time **6:06.812** Best Speed **88.034** On **3** Gp

Lap	Lap Time	Lap Speed	Sector 1	Sector 2	Sector 3	Speed Trap
1	9:25.437	56.218		1:48.854		160.7
2	8:01.165	67.112		1:47.633	1:24.811	154.1
3	6:06.812	88.034	2:37.874	1:54.889		154.8
<i>Ideal</i>	<i>5:50.318</i>	<i>92.179</i>	<i>2:37.874</i>	<i>1:47.633</i>	<i>1:24.811</i>	<i>160.7</i>

Non Qualifiers

Position

43 Stephen DEGNAN

STK Behind **2:01.028**

Best Time **6:56.171** Best Speed **77.593** On **2** Gp

Lap	Lap Time	Lap Speed	Sector 1	Sector 2	Sector 3	Speed Trap
1	10:07.068	52.363		1:59.260	1:29.876	133.1
2	6:56.171	77.593	2:51.358	2:12.529		137.7
3	13:37.323	39.509		1:50.468	1:30.757	147.3
<i>Ideal</i>	<i>6:11.702</i>	<i>86.876</i>	<i>2:51.358</i>	<i>1:50.468</i>	<i>1:29.876</i>	<i>147.3</i>

32 Martin MORRIS

STK Behind **4:56.601**

Best Time **9:51.744** Best Speed **54.571** On **1** Gp

Lap	Lap Time	Lap Speed	Sector 1	Sector 2	Sector 3	Speed Trap
1	9:51.744	53.719		2:01.592		132.3
2	22:03.255	24.403		1:56.072	1:35.013	143.9
<i>Ideal</i>	<i>0.000</i>	<i>0.000</i>	<i>1:56.072</i>	<i>1:35.013</i>	<i>143.9</i>	

21 Marty LENNON

STK Behind **6:59.851**

Best Time **11:54.994** Best Speed **45.164** On **1** Gp

Lap	Lap Time	Lap Speed	Sector 1	Sector 2	Sector 3	Speed Trap
1	11:54.994	44.459		2:00.190		130.0
<i>Ideal</i>	<i>0.000</i>	<i>0.000</i>	<i>2:00.190</i>	<i>130.0</i>		

311 Florian ASTNER

STK Behind **11:29.022**

Best Time **16:24.165** Best Speed **32.812** On **1** Gp

Lap	Lap Time	Lap Speed	Sector 1	Sector 2	Sector 3	Speed Trap
1	16:24.165	32.299		1:59.237		153.7
2	17:49.235	30.201		1:43.494	1:21.622	152.0
<i>Ideal</i>	<i>0.000</i>	<i>0.000</i>	<i>1:43.494</i>	<i>1:21.622</i>	<i>153.7</i>	

15 Sam WEST

STK Behind **16:20.254**

Best Time **21:15.397** Best Speed **25.319** On **1** Gp

Lap	Lap Time	Lap Speed	Sector 1	Sector 2	Sector 3	Speed Trap
1	21:15.397	24.924		2:09.599		140.0
<i>Ideal</i>	<i>0.000</i>	<i>0.000</i>	<i>2:09.599</i>	<i>140.0</i>		

Non Qualifiers

Position

44 Rob HODSON

STK Behind **18:17.678**

Best Time **23:12.821** Best Speed **23.185** On **1** Gp

Lap	Lap Time	Lap Speed	Sector 1	Sector 2	Sector 3	Speed Trap
1	23:12.821	22.823		2:05.221	1:41.209	149.0
<i>Ideal</i>	<i>0.000</i>	<i>0.000</i>	<i>2:05.221</i>	<i>1:41.209</i>	<i>149.0</i>	

40 Maurizio BOTTALICO

STK Behind **24:52.223**

Best Time **29:47.366** Best Speed **18.067** On **1** Gp

Lap	Lap Time	Lap Speed	Sector 1	Sector 2	Sector 3	Speed Trap
1	29:47.366	17.785		2:09.014		135.7
<i>Ideal</i>	<i>0.000</i>	<i>0.000</i>	<i>2:09.014</i>	<i>135.7</i>		

33 Kieran BROCKIE

STK Behind **29:13.067**

Best Time **34:08.210** Best Speed **15.766** On **1** Gp

Lap	Lap Time	Lap Speed	Sector 1	Sector 2	Sector 3	Speed Trap
1	34:08.210	15.520		1:43.225	1:26.622	173.5
<i>Ideal</i>	<i>0.000</i>	<i>0.000</i>	<i>1:43.225</i>	<i>1:26.622</i>	<i>173.5</i>	



BRIGGS EQUIPMENT NORTH WEST 200

SUPERSTOCK

Q3: First Qualifying

SECTOR ANALYSIS

Perfect Lap (sum of best sectors) = 4:51.568



SECTOR 1			SECTOR 2		SECTOR 3		IDEAL / BEST								
FINISH - BALLYALLY			BALLYALLY - METROPOLE		METROPOLE - FINISH		COMPARISON								
Pos	No	Name	Time	No	Name	Time	Pos	No	Name	Ideal Time	Best Time	Diff			
1	3	Dean HARRISON	2:10.320	25	Josh BROOKES	1:29.930	3	Dean HARRISON	1:11.318	1	25	Josh BROOKES	4:55.143	4:55.143	0.000
2	25	Josh BROOKES	2:11.999	3	Dean HARRISON	1:31.327	12	Ian HUTCHINSON	1:11.502	2	3	Dean HARRISON	4:52.965	4:56.764	3.799
3	79	Storm STACEY	2:12.316	12	Ian HUTCHINSON	1:31.889	79	Storm STACEY	1:12.615	3	79	Storm STACEY	4:58.709	4:59.361	0.652
4	96	Dominic HERBERTSON	2:12.886	60	Peter HICKMAN	1:32.265	92	Mitch REES	1:12.879	4	1	John McGUINNESS	5:01.434	5:01.709	0.275
5	12	Ian HUTCHINSON	2:13.599	92	Mitch REES	1:33.652	25	Josh BROOKES	1:13.214	5	96	Dominic HERBERTSON	5:00.553	5:01.738	1.185
6	20	Carl PHILLIPS	2:13.956	1	John McGUINNESS	1:33.658	1	John McGUINNESS	1:13.333	6	60	Peter HICKMAN	5:02.318	5:02.318	0.000
7	16	Mike BROWNE	2:14.147	79	Storm STACEY	1:33.778	96	Dominic HERBERTSON	1:13.853	7	20	Carl PHILLIPS	5:02.665	5:04.193	1.528
8	1	John McGUINNESS	2:14.443	96	Dominic HERBERTSON	1:33.814	60	Peter HICKMAN	1:14.477	8	12	Ian HUTCHINSON	4:56.990	5:04.521	7.531
9	92	Mitch REES	2:15.374	20	Carl PHILLIPS	1:34.220	20	Carl PHILLIPS	1:14.489	9	92	Mitch REES	5:01.905	5:04.902	2.997
10	60	Peter HICKMAN	2:15.576	16	Mike BROWNE	1:34.335	16	Mike BROWNE	1:14.589	10	22	Paul JORDAN	5:07.321	5:07.321	0.000
11	47	Richard COOPER	2:15.682	22	Paul JORDAN	1:34.668	47	Richard COOPER	1:15.375	11	16	Mike BROWNE	5:03.071	5:08.961	5.890
12	35	Mark HEWITT	2:16.254	47	Richard COOPER	1:35.172	59	Darryl TWEED	1:15.512	12	13	Gary McCOY	5:09.911	5:10.931	1.020
13	22	Paul JORDAN	2:16.282	13	Gary McCOY	1:36.109	29	David JOHNSON	1:15.588	13	35	Mark HEWITT	5:09.885	5:11.553	1.668
14	13	Gary McCOY	2:17.694	35	Mark HEWITT	1:37.543	35	Mark HEWITT	1:16.088	14	59	Darryl TWEED	5:13.046	5:13.046	0.000
15	23	Marcus SIMPSON	2:17.817	23	Marcus SIMPSON	1:37.839	13	Gary McCOY	1:16.108	15	23	Marcus SIMPSON	5:14.772	5:14.772	0.000
16	59	Darryl TWEED	2:19.691	59	Darryl TWEED	1:37.843	22	Paul JORDAN	1:16.371	16	47	Richard COOPER	5:06.229	5:16.229	10.000
17	6	Michael DUNLOP	2:20.848	14	Ilja CALJOUW	1:38.079	64	Grant THOMSON	1:16.563	17	42	Jonathan PERRY	5:17.909	5:17.909	0.000
18	64	Grant THOMSON	2:21.949	29	David JOHNSON	1:38.147	54	Franco BOURNE	1:17.685	18	29	David JOHNSON	5:16.536	5:19.210	2.674
19	42	Jonathan PERRY	2:21.959	42	Jonathan PERRY	1:38.186	42	Jonathan PERRY	1:17.764	19	64	Grant THOMSON	5:17.790	5:19.672	1.882
20	54	Franco BOURNE	2:22.442	5	Kevin KEYES	1:38.206	10	James CHAWKE	1:18.442	20	10	James CHAWKE	5:19.768	5:21.162	1.394
21	29	David JOHNSON	2:22.801	10	James CHAWKE	1:38.473	88	Sean McTAGGART	1:19.060	21	54	Franco BOURNE	5:21.046	5:21.761	0.715
22	10	James CHAWKE	2:22.853	30	Eddy FERRE	1:38.745	23	Marcus SIMPSON	1:19.116	22	14	Ilja CALJOUW	5:22.232	5:22.232	0.000
23	139	Dermot CLEARY	2:23.260	64	Grant THOMSON	1:39.278	14	Ilja CALJOUW	1:19.386	23	212	Dean McMASTER	5:23.155	5:23.155	0.000
24	212	Dean McMASTER	2:23.402	212	Dean McMASTER	1:39.471	30	Eddy FERRE	1:19.400	24	134	Don GILBERT	5:23.267	5:23.267	0.000
25	134	Don GILBERT	2:23.792	134	Don GILBERT	1:39.634	74	Kamil HOLAN	1:19.601	25	6	Michael DUNLOP	5:23.090	5:23.667	0.577
26	74	Kamil HOLAN	2:24.454	34	Liam CHAWKE	1:39.950	134	Don GILBERT	1:19.841	26	139	Dermot CLEARY	5:25.156	5:25.844	0.688
27	5	Kevin KEYES	2:24.534	88	Sean McTAGGART	1:40.682	41	Aaron SPENCE	1:19.903	27	5	Kevin KEYES	5:22.888	5:25.986	3.098
28	41	Aaron SPENCE	2:24.645	139	Dermot CLEARY	1:40.811	5	Kevin KEYES	1:20.148	28	30	Eddy FERRE	5:24.852	5:27.634	2.782
29	14	Ilja CALJOUW	2:24.767	71	Phillip CROWE	1:40.840	212	Dean McMASTER	1:20.282	29	91	Julian TRUMMER	5:27.732	5:27.732	0.000
30	91	Julian TRUMMER	2:26.244	54	Franco BOURNE	1:40.919	71	Phillip CROWE	1:20.477	30	74	Kamil HOLAN	5:24.999	5:28.168	3.169
31	34	Liam CHAWKE	2:26.520	91	Julian TRUMMER	1:40.929	91	Julian TRUMMER	1:20.559	31	34	Liam CHAWKE	5:28.298	5:28.298	0.000
32	30	Eddy FERRE	2:26.707	74	Kamil HOLAN	1:40.944	6	Michael DUNLOP	1:20.862	32	88	Sean McTAGGART	5:28.657	5:28.657	0.000
33	71	Phillip CROWE	2:28.091	41	Aaron SPENCE	1:40.980	139	Dermot CLEARY	1:21.085	33	41	Aaron SPENCE	5:25.528	5:29.681	4.153
34	46	Rhys HARDISTY	2:28.565	6	Michael DUNLOP	1:41.380	311	Florian ASTNER	1:21.622	34	11	Amalric BLANC		5:29.911	
35	88	Sean McTAGGART	2:28.915	46	Rhys HARDISTY	1:41.382	34	Liam CHAWKE	1:21.828	35	71	Phillip CROWE	5:29.408	5:31.120	1.712
36	234	Fedrik MATTHYS	2:30.618	33	Kieran BROCKIE	1:43.225	46	Rhys HARDISTY	1:21.865	36	46	Rhys HARDISTY	5:31.812	5:31.812	0.000
37	17	Michael EVANS	2:30.960	311	Florian ASTNER	1:43.494	85	Olivier LUPBERGER	1:22.781	37	234	Fedrik MATTHYS	5:38.042	5:39.294	1.252
38	8	Pontus RjöstLINGER	2:31.194	234	Fedrik MATTHYS	1:43.547	87	Emil KRCHNAVY	1:23.183	38	85	Olivier LUPBERGER	5:39.799	5:41.892	2.093
39	85	Olivier LUPBERGER	2:32.114	17	Michael EVANS	1:43.807	8	Pontus RjöstLINGER	1:23.413	39	17	Michael EVANS	5:43.033	5:42.048	0.985
40	87	Emil KRCHNAVY	2:33.451	8	Pontus RjöstLINGER	1:44.775	234	Fedrik MATTHYS	1:23.877	40	8	Pontus RjöstLINGER	5:39.382	5:43.826	4.444
41	19	Jean Pierre POLET	2:36.578	85	Olivier LUPBERGER	1:44.904	90	Craig KENNELLY	1:24.811	41	87	Emil KRCHNAVY	5:43.311	5:48.202	4.891
42	121	Liam THORNTON	2:37.296	87	Emil KRCHNAVY	1:46.677	19	Jean Pierre POLET	1:26.442	42	19	Jean Pierre POLET	5:51.152	5:56.088	4.936
43	90	Craig KENNELLY	2:37.874	121	Liam THORNTON	1:47.373	33	Kieran BROCKIE	1:26.622	43	121	Liam THORNTON	5:51.384	5:56.527	5.143
44	53	Wayne BOURGEOIS	2:42.794	90	Craig KENNELLY	1:47.633	121	Liam THORNTON	1:26.715	44	53	Wayne BOURGEOIS	6:05.715	6:06.300	0.585
45	43	Stephen DEGNAN	2:51.358	19	Jean Pierre POLET	1:48.132	17	Michael EVANS	1:28.266	45	90	Craig KENNELLY	5:50.318	6:06.812	16.494
				43	Stephen DEGNAN	1:50.468	43	Stephen DEGNAN	1:29.876	46	43	Stephen DEGNAN	6:11.702	6:56.171	44.469
				53	Wayne BOURGEOIS	1:51.573	53	Wayne BOURGEOIS	1:31.348	47	311	Florian ASTNER		17:49.235	
				32	Martin MORRIS	1:56.072	32	Martin MORRIS	1:35.013	48	32	Martin MORRIS		22:03.255	
				21	Marty LENNON	2:00.190	44	Rob HODSON	1:41.209						
				44	Rob HODSON	2:05.221									
				40	Maurizio BOTTALICO	2:09.014									
				15	Sam WEST	2:09.599									



SPEED TRAP

ON APPROACH TO UNIVERSITY

Class	No/Name	Fastest	Lap 1	Lap 2	Lap 3	Lap 4	Lap 5	Lap 6	Lap 7	Lap 8	Lap 9	Lap 10	Lap 11	Lap 12
STK	3 Dean HARRISON	195.7	192.4	189.1	190.7	194.0	195.7							
STK	6 Michael DUNLOP	192.9	163.4	187.0	192.9									
STK	25 Josh BROOKES	192.4	165.4	181.0	192.4	186.5	191.8							
STK	16 Mike BROWNE	192.4	174.9	187.0	183.0	192.4								
STK	79 Storm STACEY	190.2	190.2	188.1	178.1									
STK	12 Ian HUTCHINSON	189.1	189.1	186.0	188.1	169.6	189.1							
STK	1 John McGUINNESS	188.1	171.3	188.1	180.5	173.5	186.5							
STK	96 Dominic HERBERTSON	187.0	164.6	165.0	185.5	187.0								
STK	35 Mark HEWITT	187.0	183.5	164.6	161.9	187.0	187.0	186.0						
STK	47 Richard COOPER	186.0	138.8	180.0	186.0									
STK	23 Marcus SIMPSON	186.0	150.3	181.5	181.5	176.7	186.0							
STK	22 Paul JORDAN	184.0	155.9	184.0	179.5	183.0								
STK	92 Mitch REES	183.5	179.1	174.4	183.5	179.5	180.5							
STK	60 Peter HICKMAN	183.5	152.7	174.0	183.5									
STK	59 Darryl TWEED	183.0	169.6	177.2	183.0	176.7								
STK	10 James CHAWKE	182.5	159.2	175.3	182.0	182.5								
STK	13 Gary McCOY	182.0	168.3	180.0	181.0	182.0	181.5							
STK	42 Jonathan PERRY	181.0	135.2	165.8	158.8	181.0								
STK	20 Carl PHILLIPS	181.0	166.7	173.5	180.0	181.0	174.4							
STK	14 Iija CALJOUW	179.5	169.2	178.1	171.8	179.5	172.6							
STK	30 Eddy FERRE	178.6	174.9	177.2	174.9	171.3	178.6							
STK	91 Julian TRUMMER	177.7	177.7	170.5										
STK	139 Dermot CLEARY	177.2	156.9	172.2	176.3	157.7	177.2							
STK	5 Kevin KEYES	177.2	170.5	177.2	171.3									
STK	54 Franco BOURNE	176.7	156.6	176.7	168.3	170.5	176.7							
STK	212 Dean McMASTER	176.3	170.5	172.2	169.6	176.3	166.2							
STK	34 Liam CHAWKE	175.8	151.0	171.8	175.8									
STK	8 Pontus RÖSTLINGER	174.0	159.9	157.7	165.8	174.0								
STK	33 Kieran BROCKIE	173.5	173.5											
STK	41 Aaron SPENCE	173.5	160.3	165.0	173.5	165.8								
STK	64 Grant THOMSON	172.6	168.3	169.2	170.5	172.6	172.6							
STK	134 Don GILBERT	170.9	152.3	163.0	166.2	168.3	170.9							
STK	71 Phillip CROWE	170.5	144.2	158.4	147.0	160.7	170.5							
STK	29 David JOHNSON	170.5	170.5	163.8	150.3	164.2								
STK	46 Rhys HARDISTY	167.9	160.7	155.1	162.6	167.9								
STK	74 Kamil HOLAN	165.8	156.6	165.8	165.8	155.5	162.6							
STK	88 Sean McTAGGART	165.0	158.1	149.0	159.2	156.9	165.0							
STK	53 Wayne BOURGEOIS	162.2	128.0	162.2	156.2									
STK	19 Jean Pierre POLET	162.2	155.5	152.0	162.2	144.2								
STK	87 Emil KRCHNAVY	161.5	143.0	158.8	151.6	161.5								
STK	90 Craig KENNELLY	160.7	160.7	154.1	154.8									
STK	85 Olivier LUPBERGER	158.8	134.9	153.0	154.1	158.8								
STK	17 Michael EVANS	156.2	151.0	156.2										
STK	311 Florian ASTNER	153.7	153.7	152.0										
STK	121 Liam THORNTON	152.7	152.7	143.0	146.1	150.3								
STK	234 Fedrik MATTHYS	152.7	149.3	152.0	148.6	150.0	152.7							
STK	44 Rob HODSON	149.0	149.0											
STK	43 Stephen DEGNAN	147.3	133.1	137.7	147.3									
STK	32 Martin MORRIS	143.9	132.3	143.9										
STK	15 Sam WEST	140.0	140.0											
STK	40 Maurizio BOTTALICO	135.7	135.7											

BRIGGS EQUIPMENT NORTH WEST 200

SUPERSTOCK

Q3: First Qualifying

Wednesday, 06 May 2026



NW200

SPEED TRAP ON APPROACH TO UNIVERSITY

Class	No/Name	Fastest	Lap 1	Lap 2	Lap 3	Lap 4	Lap 5	Lap 6	Lap 7	Lap 8	Lap 9	Lap 10	Lap 11	Lap 12
STK	21 Marty LENNON	130.0	130.0											



BRIGGS EQUIPMENT NORTH WEST 200 SUPERSTOCK

Q7: Second Qualifying
Thursday, 07 May 2026



Qualifying Time **5:13.063** Qualifying Speed **103.148**


Pos	Class	No	Name	Machine / Sponsor	Best Lap		Total Laps	Qualifying Laps
					Time	Speed		
Qualifying Classification								
1	STK	6	Michael DUNLOP	BMW	4:23.441	122.578	5	4
2	STK	47	Richard COOPER	BMW - SMS / Nicholl Oils Racing	4:23.845	0.404 122.390	2	5
3	STK	3	Dean HARRISON	Honda - Honda Racing	4:24.338	0.897 122.162	2	4
4	STK	79	Storm STACEY	BMW - alpha Racing by GRYD	4:27.721	4.280 120.618	4	6
5	STK	25	Josh BROOKES	Honda - DAO Racing	4:28.612	5.171 120.218	2	5
6	STK	22	Paul JORDAN	Honda - Jackson Racing by Prosper2	4:28.785	5.344 120.141	2	5
7	STK	12	Ian HUTCHINSON	BMW - Team RST	4:30.148	6.707 119.534	2	5
8	STK	96	Dominic HERBERTSON	BMW - KTS Racing	4:30.283	6.842 119.475	2	3
9	STK	1	John McGUINNESS	Honda - Honda Racing	4:30.386	6.945 119.429	2	5
10	STK	20	Carl PHILLIPS	BMW - Bell Bikesport B&W Racing	4:30.608	7.167 119.331	2	3
11	STK	59	Darryl TWEED	Honda - JLR by Ability Energy Ltd	4:32.261	8.820 118.607	2	6
12	STK	29	David JOHNSON	Kawasaki - Platinum Club Racing Kawasaki	4:32.261	8.820 118.607	2	4
13	STK	13	Gary McCOY	BMW - Madbros Racing	4:33.060	9.619 118.260	2	3
14	STK	92	Mitch REES	Honda - Milenco by Padgett's Motorcycles	4:33.650	10.209 118.005	2	3
15	STK	16	Mike BROWNE	Honda - MB Racing/Russell Racing	4:34.009	10.568 117.850	2	3
16	STK	15	Sam WEST	BMW - Moto-Hub.co.uk	4:34.076	10.635 117.821	2	7
17	STK	174	Laurent HOFFMANN	BMW - Hoffmann by MRP	4:35.062	11.621 117.399	2	6
18	STK	23	Marcus SIMPSON	Honda - WH Racing	4:35.125	11.684 117.372	5	6
19	STK	40	Maurizio BOTTALICO	BMW - Crowe Performance	4:35.835	12.394 117.070	5	6
20	STK	42	Jonathan PERRY	Honda - Gordon Huxley Racing	4:36.287	12.846 116.878	2	3
21	STK	30	Eddy FERRE	Honda - Optimark Road Racing	4:37.443	14.002 116.391	2	6
22	STK	91	Julian TRUMMER	BMW - Smith Racing	4:37.788	14.347 116.247	2	6
23	STK	10	James CHAWKE	BMW - Chawkie Racing	4:37.826	14.385 116.231	2	6
24	STK	54	Franco BOURNE	Honda - Team ILR with Frog Vehicle	4:38.202	14.761 116.074	2	3
25	STK	134	Don GILBERT	Yamaha - Parker Car Transport Racing	4:39.607	16.166 115.491	2	3
26	STK	9	Erno KOSTAMO	BMW - RVS Motorsport	4:39.897	16.456 115.371	2	4
27	STK	212	Dean McMASTER	Kawasaki - AIR NI Racing	4:41.276	17.835 114.805	2	3
28	STK	44	Rob HODSON	Honda - SMT Racing	4:42.385	18.944 114.355	5	6
29	STK	21	Marty LENNON	BMW	4:42.710	19.269 114.223	2	3
30	STK	17	Michael EVANS	Honda - Dafabet Racing	4:42.825	19.384 114.177	2	5
31	STK	11	Amalric BLANC	Yamaha - Never Be Clever Racing	4:43.274	19.833 113.996	5	6
32	STK	41	Aaron SPENCE	Honda	4:43.467	20.026 113.918	5	6
33	STK	14	Ilja CALJOUW	Kawasaki - Performance Racing Achterhoek	4:44.523	21.082 113.495	5	6
34	STK	234	Fedrik MATTHYS	BMW - Hoffmann by MRP	4:45.111	21.670 113.261	2	3
35	STK	35	Mark HEWITT	BMW - Gibson Motors/Firewood Supplies	4:47.003	23.562 112.515	2	3
36	STK	119	Kris DUNCAN	Yamaha - KD/TCC Racing	4:47.063	23.622 112.491	2	6
37	STK	88	Sean McTAGGART	BMW - Smith's Garage Contin	4:47.208	23.767 112.434	2	4
38	STK	311	Florian ASTNER	BMW	4:49.208	25.767 111.657	2	3
39	STK	73	David BROOK	BMW - brooksuspension.com	4:51.436	27.995 110.803	2	6
40	STK	8	Pontus RÖSTLINGER	Honda - Röstlinger Racing	4:53.159	29.718 110.152	2	5
41	STK	28	Darryl ANDERSON	Honda	4:53.645	30.204 109.970	2	4
42	STK	90	Craig KENNELLY	Honda - I-HV Racing	4:55.071	31.630 109.438	2	6
43	STK	109	Neil KERNOHAN	BMW - Kernohan Racing	4:57.251	33.810 108.635	2	3
44	STK	34	Liam CHAWKE	Suzuki - Chawkie Racing SC	4:58.609	35.168 108.141	3	5
45	STK	121	Liam THORNTON	Honda - Thornton Racing	4:59.644	36.203 107.768	4	5
46	STK	33	Kieran BROCKIE	Suzuki - WR Racing	5:03.049	39.608 106.557	2	6

Non Qualifiers

STK	65	Michael SWEENEY	BMW - MJR Racing	4:29.068	5.627 120.014	2	3	1
STK	5	Kevin KEYES	Honda - Daracore Racing	4:36.029	12.588 116.988	2	4	1
STK	71	Phillip CROWE	BMW - Crowe Performance	4:40.589	17.148 115.086	2	2	1
STK	361	Ryan WHITEHALL	Suzuki - WR Racing	4:46.601	23.160 112.672	2	3	1
STK	46	Rhys HARDISTY	Honda - RH Racing	4:46.687	23.246 112.639	2	3	1
STK	53	Wayne BOURGEOIS	Yamaha - Basomba Racing/La Bécanerie	4:50.110	26.669 111.310	2	3	1

Provisional result to be confirmed by the Stewards of the Meeting subject to completion of technical inspections & the time limit for protests

Page 1 / 2

Circuit	The Triangle	Signed	Organising Club	Coleraine & District MC
Length(miles)	8.9700 Lap 1 (8.8300)		Qualifying Started	19:10
Weather	Cloudy	Chief Timekeeper		
Track	Dry, 17°C	Issued At: 19:50		



**BRIGGS EQUIPMENT NORTH WEST 200
SUPERSTOCK**

**Q7: Second Qualifying
Thursday, 07 May 2026**




Qualifying Time 5:13.063 **Qualifying Speed** 103.148

Pos	Class	No	Name	Machine / Sponsor	Best Lap		On	Total Laps	Qualifying Laps	
					Time	Speed				
Non Qualifiers										
	STK	80	Barry FURBER	Honda - DC Auto Repairs	4:51.611	28.170	110.737	2	4	<u>1</u>
	STK	85	Olivier LUPBERGER	Yamaha - Team Lupi by Heidger Motorsport	4:58.228	34.787	108.280	2	5	<u>1</u>
	STK	139	Dermot CLEARY	Suzuki	4:59.917	36.476	107.670	2	3	<u>1</u>
	STK	87	Emil KRCHNAVY	Kawasaki - KRS Racing	5:00.160	36.719	107.583	2	5	<u>1</u>
	STK	32	Martin MORRIS	Honda - Redspeed International	5:09.537	46.096	104.324	2	3	<u>1</u>
	STK	43	Stephen DEGNAN	Kawasaki	5:12.680	49.239	103.275	2	3	<u>1</u>
	STK	55	Leon JEACOCK	Honda	5:16.915	53.474	101.895	2	2	<u>0</u>
	STK	60	Peter HICKMAN	BMW - Monster BMW Motorrad	5:54.468	1:31.027	91.100	3	3	<u>0</u>
	STK	37	Barry BURRELL	BMW - Halliwell Jones BMW	5:55.574	1:32.133	90.817	2	2	<u>0</u>
	STK	69	Darragh TRAPPE	Kawasaki	10:37.724	6:14.283	50.636	1	1	<u>0</u>

No 23 - +10 second penalty straight through at Juniper

Provisional result to be confirmed by the Stewards of the Meeting subject to completion of technical inspections & the time limit for protests Page 2 / 2

Circuit	The Triangle	Signed		Organising Club	Coleraine & District MC
Length(miles)	8.9700 Lap 1 (8.8300)	Chief Timekeeper		Qualifying Started	19:10
Weather	Cloudy	Issued At:	19:50		
Track	Dry, 17°C				



Qualifying Classification

Position

1 6 Michael DUNLOP

STK Behind

Best Time **4:23.441** Best Speed **122.578** On **5** Gp

Lap	Lap Time	Lap Speed	Sector 1	Sector 2	Sector 3	Speed Trap
1	7:31.784	70.361		1:30.764	1:10.221	202.2
2	4:29.399	119.867	1:58.815	1:24.404	1:06.180	199.8
3	4:47.230	112.426	2:09.967	1:28.619	1:08.644	163.0
4	4:26.015	121.392	1:58.163	1:23.348	1:04.504	200.4
5	4:23.441	122.578	1:56.977	1:22.505	1:03.959	200.4
<i>Ideal</i>	<i>4:23.441</i>	<i>122.578</i>	<i>1:56.977</i>	<i>1:22.505</i>	<i>1:03.959</i>	<i>202.2</i>

2 47 Richard COOPER

STK Behind **0.404**

Best Time **4:23.845** Best Speed **122.390** On **2** Gp

Lap	Lap Time	Lap Speed	Sector 1	Sector 2	Sector 3	Speed Trap
1	5:03.091	104.879		1:22.970	1:05.317	198.6
2	4:23.845	122.390	1:55.952	1:23.402	1:04.491	201.0
3	4:32.912	118.324	1:56.566	1:25.757		196.3
4	12:09.811	44.247		1:24.873	1:05.959	176.3
5	5:59.016	89.946	2:32.332	1:59.837		196.9
<i>Ideal</i>	<i>4:23.413</i>	<i>122.591</i>	<i>1:55.952</i>	<i>1:22.970</i>	<i>1:04.491</i>	<i>201.0</i>

3 3 Dean HARRISON

STK Behind **0.897**

Best Time **4:24.338** Best Speed **122.162** On **2** Gp

Lap	Lap Time	Lap Speed	Sector 1	Sector 2	Sector 3	Speed Trap
1	4:47.889	110.418		1:23.446	1:04.906	203.4
2	4:24.338	122.162	1:57.498	1:23.092	1:03.748	202.8
3	4:40.621	115.073	1:58.784	1:31.685		201.6
4	14:20.258	37.538		1:38.122		160.7
<i>Ideal</i>	<i>4:24.338</i>	<i>122.162</i>	<i>1:57.498</i>	<i>1:23.092</i>	<i>1:03.748</i>	<i>203.4</i>

Qualifying Classification

Position

4 79 Storm STACEY

STK Behind **4.280**

Best Time **4:27.721** Best Speed **120.618** On **4** Gp

Lap	Lap Time	Lap Speed	Sector 1	Sector 2	Sector 3	Speed Trap
1	4:58.609	106.454		1:24.302	1:04.710	201.6
2	4:29.548	119.801	1:59.195	1:25.798	1:04.555	190.7
3	4:30.024	119.589	1:57.943	1:25.978	1:06.103	200.4
4	4:27.721	120.618	1:57.965	1:24.787	1:04.969	196.3
5	4:31.675	118.863	2:01.359	1:24.669	1:05.647	196.3
6	4:48.347	111.990	2:02.270	1:34.496		196.9
<i>Ideal</i>	<i>4:26.800</i>	<i>121.034</i>	<i>1:57.943</i>	<i>1:24.302</i>	<i>1:04.555</i>	<i>201.6</i>

5 25 Josh BROOKES

STK Behind **5.171**

Best Time **4:28.612** Best Speed **120.218** On **2** Gp

Lap	Lap Time	Lap Speed	Sector 1	Sector 2	Sector 3	Speed Trap
1	5:00.337	105.841		1:23.835	1:08.798	198.0
2	4:28.612	120.218	1:57.897	1:25.851	1:04.864	192.4
3	4:31.819	118.800	1:58.145	1:26.941		202.8
4	8:54.644	60.399		1:23.272	1:05.155	199.8
5	4:49.271	111.632	2:03.689	1:34.909		198.6
<i>Ideal</i>	<i>4:26.033</i>	<i>121.383</i>	<i>1:57.897</i>	<i>1:23.272</i>	<i>1:04.864</i>	<i>202.8</i>

6 22 Paul JORDAN

STK Behind **5.344**

Best Time **4:28.785** Best Speed **120.141** On **2** Gp

Lap	Lap Time	Lap Speed	Sector 1	Sector 2	Sector 3	Speed Trap
1	5:00.750	105.696		1:25.747	1:06.453	188.6
2	4:28.785	120.141	1:59.230	1:24.994	1:04.561	194.6
3	4:38.383	115.998	1:59.916	1:28.886		196.3
4	11:44.921	45.809		1:26.028	1:05.596	161.5
5	5:18.052	101.531				184.5
<i>Ideal</i>	<i>4:28.785</i>	<i>120.141</i>	<i>1:59.230</i>	<i>1:24.994</i>	<i>1:04.561</i>	<i>196.3</i>

DETAILED SECTOR ANALYSIS

Qualifying Classification

Position

7 12 Ian HUTCHINSON

STK Behind 6.707

Best Time 4:30.148 Best Speed 119.534 On 2 Gp

Lap	Lap Time	Lap Speed	Sector 1	Sector 2	Sector 3	Speed Trap
1	4:57.826	106.733	1:24.553	1:05.790	195.2	
2	4:30.148	119.534	1:59.685	1:25.649	1:04.814	195.7
3	4:34.525	117.629	1:58.444	1:28.126		200.4
4	11:49.768	45.497	1:25.573	1:05.844	191.8	
5	4:48.845	111.797	2:01.063	1:33.131	191.8	
<i>Ideal</i>	<i>4:27.811</i>	<i>120.578</i>	<i>1:58.444</i>	<i>1:24.553</i>	<i>1:04.814</i>	<i>200.4</i>

8 96 Dominic HERBERTSON

STK Behind 6.842

Best Time 4:30.283 Best Speed 119.475 On 2 Gp

Lap	Lap Time	Lap Speed	Sector 1	Sector 2	Sector 3	Speed Trap
1	5:21.466	98.884	1:27.002	1:08.273	191.8	
2	4:30.283	119.475	1:59.504	1:25.710	1:05.069	191.3
3	4:55.129	109.417	2:05.035	1:32.824	179.1	
<i>Ideal</i>	<i>4:30.283</i>	<i>119.475</i>	<i>1:59.504</i>	<i>1:25.710</i>	<i>1:05.069</i>	<i>191.8</i>

9 1 John McGUINNESS

STK Behind 6.945

Best Time 4:30.386 Best Speed 119.429 On 2 Gp

Lap	Lap Time	Lap Speed	Sector 1	Sector 2	Sector 3	Speed Trap
1	5:20.880	99.065	1:27.915	1:08.125	198.0	
2	4:30.386	119.429	1:59.649	1:25.156	1:05.581	196.9
3	4:53.560	110.001	2:05.090	1:32.459	195.7	
4	12:32.906	42.890	1:29.412	1:06.778	194.0	
5	5:16.442	102.047	2:11.481	1:46.642	172.2	
<i>Ideal</i>	<i>4:30.386</i>	<i>119.429</i>	<i>1:59.649</i>	<i>1:25.156</i>	<i>1:05.581</i>	<i>198.0</i>

10 20 Carl PHILLIPS

STK Behind 7.167

Best Time 4:30.608 Best Speed 119.331 On 2 Gp

Lap	Lap Time	Lap Speed	Sector 1	Sector 2	Sector 3	Speed Trap
1	5:12.026	101.876	1:26.802	1:06.359	186.0	
2	4:30.608	119.331	1:59.325	1:24.899	1:06.384	195.7
3	5:17.917	101.574	2:05.819	1:54.327	190.2	
<i>Ideal</i>	<i>4:30.583</i>	<i>119.342</i>	<i>1:59.325</i>	<i>1:24.899</i>	<i>1:06.359</i>	<i>195.7</i>

Qualifying Classification

Position

11 59 Darryl TWEED

STK Behind 8.820

Best Time 4:32.261 Best Speed 118.607 On 2 Gp

Lap	Lap Time	Lap Speed	Sector 1	Sector 2	Sector 3	Speed Trap
1	5:32.389	95.635	1:27.584	1:08.683	183.0	
2	4:32.261	118.607	2:00.201	1:25.875	1:06.185	199.2
3	4:46.718	112.626	2:02.111	1:30.987	1:13.620	182.0
4	4:34.974	117.437	2:02.980	1:25.626	1:06.368	195.2
5	4:32.534	118.488	2:00.506	1:26.038	1:05.990	194.6
6	5:07.830	104.902	2:09.857	1:36.810	160.3	
<i>Ideal</i>	<i>4:31.817</i>	<i>118.801</i>	<i>2:00.201</i>	<i>1:25.626</i>	<i>1:05.990</i>	<i>199.2</i>

12 29 David JOHNSON

STK Behind 8.820

Best Time 4:32.261 Best Speed 118.607 On 2 Gp

Lap	Lap Time	Lap Speed	Sector 1	Sector 2	Sector 3	Speed Trap
1	5:16.204	100.530	1:28.467	1:09.150	192.9	
2	4:32.261	118.607	2:01.242	1:25.549	1:05.470	187.6
3	5:05.125	105.832	2:06.094	1:42.520	188.6	
4	13:26.929	40.018	1:40.531	146.4		
<i>Ideal</i>	<i>4:32.261</i>	<i>118.607</i>	<i>2:01.242</i>	<i>1:25.549</i>	<i>1:05.470</i>	<i>192.9</i>

13 13 Gary McCOY

STK Behind 9.619

Best Time 4:33.060 Best Speed 118.260 On 2 Gp

Lap	Lap Time	Lap Speed	Sector 1	Sector 2	Sector 3	Speed Trap
1	5:09.302	102.773	1:26.595	1:07.022	195.7	
2	4:33.060	118.260	2:00.429	1:25.640	1:06.991	199.2
3	5:25.661	99.158	2:03.309	1:59.773	197.5	
<i>Ideal</i>	<i>4:33.060</i>	<i>118.260</i>	<i>2:00.429</i>	<i>1:25.640</i>	<i>1:06.991</i>	<i>199.2</i>

14 92 Mitch REES

STK Behind 10.209

Best Time 4:33.650 Best Speed 118.005 On 2 Gp

Lap	Lap Time	Lap Speed	Sector 1	Sector 2	Sector 3	Speed Trap
1	7:18.143	72.552	1:27.364	1:07.222	188.6	
2	4:33.650	118.005	2:01.238	1:26.596	1:05.816	192.9
3	4:57.610	108.504	2:16.006	1:30.142	111.8	
<i>Ideal</i>	<i>4:33.650</i>	<i>118.005</i>	<i>2:01.238</i>	<i>1:26.596</i>	<i>1:05.816</i>	<i>192.9</i>

SUPERSTOCK

Q7: Second Qualifying

Thursday, 07 May 2026

DETAILED SECTOR ANALYSIS

Qualifying Classification

Position

15	16 Mike BROWNE	STK	Behind	10.568		
Best Time	4:34.009	Best Speed	117.850	On 2 Gp		
Lap	Lap Time	Lap Speed	Sector 1	Sector 2	Sector 3	Speed Trap
1	7:56.692	66.685		1:25.951	1:06.221	191.3
2	4:34.009	117.850	2:00.822	1:27.560	1:05.627	197.5
3	4:58.924	108.027	2:11.442	1:33.841		142.0
<i>Ideal</i>	<i>4:32.400</i>	<i>118.546</i>	<i>2:00.822</i>	<i>1:25.951</i>	<i>1:05.627</i>	<i>197.5</i>

16	15 Sam WEST	STK	Behind	10.635		
Best Time	4:34.076	Best Speed	117.821	On 2 Gp		
Lap	Lap Time	Lap Speed	Sector 1	Sector 2	Sector 3	Speed Trap
1	5:30.427	96.203		1:29.757	1:08.436	183.0
2	4:34.076	117.821	2:01.385	1:26.354	1:06.337	194.0
3	4:45.921	112.940	2:03.080	1:32.085	1:10.756	194.6
4	4:50.334	111.224	2:09.591	1:30.089	1:10.654	175.3
5	4:42.250	114.409	2:05.162	1:28.570	1:08.518	188.6
6	5:16.129	102.148	2:11.295	1:48.052	1:16.782	182.5
7	6:04.143	88.679	2:33.804	1:59.028	1:31.311	156.6
<i>Ideal</i>	<i>4:34.076</i>	<i>117.821</i>	<i>2:01.385</i>	<i>1:26.354</i>	<i>1:06.337</i>	<i>194.6</i>

17	174 Laurent HOFFMANN	STK	Behind	11.621		
Best Time	4:35.062	Best Speed	117.399	On 2 Gp		
Lap	Lap Time	Lap Speed	Sector 1	Sector 2	Sector 3	Speed Trap
1	5:29.024	96.613		1:29.396	1:07.697	181.0
2	4:35.062	117.399	2:01.278	1:27.168	1:06.616	195.2
3	4:46.692	112.637	2:02.348	1:32.037	1:12.307	184.5
4	4:51.533	110.766	2:10.878	1:30.134	1:10.521	184.0
5	4:42.068	114.483	2:04.487	1:28.359	1:09.222	186.0
6	5:14.609	102.642	2:10.130	1:46.966	1:17.513	170.9
<i>Ideal</i>	<i>4:35.062</i>	<i>117.399</i>	<i>2:01.278</i>	<i>1:27.168</i>	<i>1:06.616</i>	<i>195.2</i>

Qualifying Classification

Position

18	23 Marcus SIMPSON	STK	Behind	11.684		
Best Time	4:35.125	Best Speed	117.372	On 5 Gp		
Lap	Lap Time	Lap Speed	Sector 1	Sector 2	Sector 3	Speed Trap
1	7:20.903	72.097		1:27.065	1:06.565	191.8
2	4:45.097	113.267	2:01.546	1:26.198	1:17.353	193.5
3	4:53.600	109.986	2:13.673	1:30.763	1:09.164	134.7
4	4:35.926	117.031	2:02.938	1:26.058	1:06.930	189.1
5	4:35.125	117.372	2:01.206	1:26.789	1:07.130	190.2
6	5:34.030	96.674	2:05.316	2:06.661		189.7
<i>Ideal</i>	<i>4:33.829</i>	<i>117.928</i>	<i>2:01.206</i>	<i>1:26.058</i>	<i>1:06.565</i>	<i>193.5</i>

19	40 Maurizio BOTTALICO	STK	Behind	12.394		
Best Time	4:35.835	Best Speed	117.070	On 5 Gp		
Lap	Lap Time	Lap Speed	Sector 1	Sector 2	Sector 3	Speed Trap
1	6:49.530	77.621		1:29.445	1:07.996	180.0
2	4:36.928	116.608	2:04.097	1:26.499	1:06.332	180.0
3	4:41.452	114.734	2:03.554	1:29.447	1:08.451	192.4
4	4:41.637	114.658	2:07.008	1:26.954	1:07.675	189.7
5	4:35.835	117.070	2:02.405	1:26.778	1:06.652	192.4
6	5:19.364	101.113	2:16.717	1:51.770	1:10.877	140.6
<i>Ideal</i>	<i>4:35.236</i>	<i>117.325</i>	<i>2:02.405</i>	<i>1:26.499</i>	<i>1:06.332</i>	<i>192.4</i>

20	42 Jonathan PERRY	STK	Behind	12.846		
Best Time	4:36.287	Best Speed	116.878	On 2 Gp		
Lap	Lap Time	Lap Speed	Sector 1	Sector 2	Sector 3	Speed Trap
1	5:21.798	98.782		1:27.849	1:07.960	195.2
2	4:36.287	116.878	2:01.221	1:27.856	1:07.210	187.0
3	4:56.398	108.948	2:06.043	1:37.086		188.1
<i>Ideal</i>	<i>4:36.280</i>	<i>116.881</i>	<i>2:01.221</i>	<i>1:27.849</i>	<i>1:07.210</i>	<i>195.2</i>

SUPERSTOCK

Q7: Second Qualifying

Thursday, 07 May 2026

DETAILED SECTOR ANALYSIS

Qualifying Classification

Position

21 30 Eddy FERRE

STK Behind 14.002

Best Time 4:37.443 Best Speed 116.391 On 2 Gp

Lap	Lap Time	Lap Speed	Sector 1	Sector 2	Sector 3	Speed Trap
1	5:29.945	96.343	1:29.817	1:07.632	179.5	
2	4:37.443	116.391	2:02.291	1:27.885	1:07.267	190.2
3	4:46.105	112.868	2:03.502	1:32.305	1:10.298	192.4
4	4:45.826	112.978	2:06.918	1:29.249	1:09.659	193.5
5	4:42.806	114.184	2:05.280	1:29.326	1:08.200	190.7
6	5:31.642	97.370	2:09.470	1:59.567		188.6
<i>Ideal</i>	4:37.443	116.391	2:02.291	1:27.885	1:07.267	193.5

22 91 Julian TRUMMER

STK Behind 14.347

Best Time 4:37.788 Best Speed 116.247 On 2 Gp

Lap	Lap Time	Lap Speed	Sector 1	Sector 2	Sector 3	Speed Trap
1	5:24.799	97.870	1:28.637	1:08.388	196.3	
2	4:37.788	116.247	2:02.229	1:27.925	1:07.634	192.9
3	4:50.633	111.109	2:04.513	1:34.477	1:11.643	190.7
4	4:45.326	113.176	2:05.427	1:28.957	1:10.942	189.1
5	4:39.765	115.425	2:03.893	1:28.346	1:07.526	188.6
6	5:32.740	97.049	2:07.770	2:01.858		188.1
<i>Ideal</i>	4:37.680	116.292	2:02.229	1:27.925	1:07.526	196.3

23 10 James CHAWKE

STK Behind 14.385

Best Time 4:37.826 Best Speed 116.231 On 2 Gp

Lap	Lap Time	Lap Speed	Sector 1	Sector 2	Sector 3	Speed Trap
1	5:36.279	94.529	1:29.474	1:07.541	195.2	
2	4:37.826	116.231	2:02.987	1:28.484	1:06.355	196.9
3	4:43.038	114.091	2:03.013	1:29.196	1:10.829	190.2
4	4:43.898	113.745	2:04.703	1:28.619	1:10.576	190.7
5	4:42.495	114.310	2:05.145	1:28.595	1:08.755	190.2
6	5:17.260	101.784	2:09.953	1:47.470		172.6
<i>Ideal</i>	4:37.826	116.231	2:02.987	1:28.484	1:06.355	196.9

Qualifying Classification

Position

24 54 Franco BOURNE

STK Behind 14.761

Best Time 4:38.202 Best Speed 116.074 On 2 Gp

Lap	Lap Time	Lap Speed	Sector 1	Sector 2	Sector 3	Speed Trap
1	19:25.973	27.263		1:30.697	1:09.895	182.5
2	4:38.202	116.074	2:02.857	1:27.420	1:07.925	194.6
3	4:59.293	107.894	2:06.402	1:36.445		178.1
<i>Ideal</i>	4:38.202	116.074	2:02.857	1:27.420	1:07.925	194.6

25 134 Don GILBERT

STK Behind 16.166

Best Time 4:39.607 Best Speed 115.491 On 2 Gp

Lap	Lap Time	Lap Speed	Sector 1	Sector 2	Sector 3	Speed Trap
1	5:21.160	98.979		1:29.218	1:08.858	187.0
2	4:39.607	115.491	2:02.353	1:29.216	1:08.038	190.2
3	5:01.031	107.271	2:09.007	1:37.427		165.8
<i>Ideal</i>	4:39.607	115.491	2:02.353	1:29.216	1:08.038	190.2

26 9 Erno KOSTAMO

STK Behind 16.456

Best Time 4:39.897 Best Speed 115.371 On 2 Gp

Lap	Lap Time	Lap Speed	Sector 1	Sector 2	Sector 3	Speed Trap
1	5:08.392	103.077		1:25.573	1:06.607	196.9
2	4:39.897	115.371	2:00.308	1:26.216		191.8
3	6:48.340	79.081		1:48.923		182.0
4	10:14.206	52.575		1:52.904		141.2
<i>Ideal</i>	4:32.488	118.508	2:00.308	1:25.573	1:06.607	196.9

27 212 Dean McMASTER

STK Behind 17.835

Best Time 4:41.276 Best Speed 114.805 On 2 Gp

Lap	Lap Time	Lap Speed	Sector 1	Sector 2	Sector 3	Speed Trap
1	5:34.964	94.900		1:29.519	1:09.970	187.0
2	4:41.276	114.805	2:04.088	1:29.429	1:07.759	187.0
3	4:55.095	109.429	2:03.588	1:38.328		189.1
<i>Ideal</i>	4:40.776	115.010	2:03.588	1:29.429	1:07.759	189.1

Qualifying Classification

Position

28 **44 Rob HODSON**

STK Behind **18.944**

Best Time **4:42.385** Best Speed **114.355** On **5** Gp

Lap	Lap Time	Lap Speed	Sector 1	Sector 2	Sector 3	Speed Trap
1	5:58.010	88.791		1:30.864	1:10.086	186.5
2	5:26.342	98.951	2:38.643	1:33.774	1:13.925	196.9
3	4:46.279	112.799	2:05.409	1:31.395	1:09.475	193.5
4	4:43.649	113.845	2:06.235	1:28.666	1:08.748	187.6
5	4:42.385	114.355	2:02.147	1:29.195	1:11.043	190.7
6	5:19.570	101.048	2:14.174	1:49.636	1:15.760	161.5
<i>Ideal</i>	<i>4:39.561</i>	<i>115.510</i>	<i>2:02.147</i>	<i>1:28.666</i>	<i>1:08.748</i>	<i>196.9</i>

29 **21 Marty LENNON**

STK Behind **19.269**

Best Time **4:42.710** Best Speed **114.223** On **2** Gp

Lap	Lap Time	Lap Speed	Sector 1	Sector 2	Sector 3	Speed Trap
1	5:54.049	89.784		1:31.566	1:11.646	186.0
2	4:42.710	114.223	2:04.401	1:29.813	1:08.496	187.0
3	5:03.435	106.421	2:10.550	1:37.506		179.1
<i>Ideal</i>	<i>4:42.710</i>	<i>114.223</i>	<i>2:04.401</i>	<i>1:29.813</i>	<i>1:08.496</i>	<i>187.0</i>

30 **17 Michael EVANS**

STK Behind **19.384**

Best Time **4:42.825** Best Speed **114.177** On **2** Gp

Lap	Lap Time	Lap Speed	Sector 1	Sector 2	Sector 3	Speed Trap
1	7:54.367	67.011		1:26.224	1:08.056	198.6
2	4:42.825	114.177	2:05.741	1:29.232	1:07.852	191.8
3	4:50.157	111.291	2:11.376	1:27.576		174.4
4	11:12.563	48.013		1:31.780	1:08.439	195.7
5	5:11.977	103.508	2:14.579	1:43.750	1:13.648	180.0
<i>Ideal</i>	<i>4:39.817</i>	<i>115.404</i>	<i>2:05.741</i>	<i>1:26.224</i>	<i>1:07.852</i>	<i>198.6</i>

Qualifying Classification

Position

31 **11 Amalric BLANC**

STK Behind **19.833**

Best Time **4:43.274** Best Speed **113.996** On **5** Gp

Lap	Lap Time	Lap Speed	Sector 1	Sector 2	Sector 3	Speed Trap
1	6:45.226	78.445		1:31.153	1:11.020	185.0
2	4:46.005	112.907	2:06.468	1:30.806	1:08.731	185.5
3	5:18.143	101.502	2:33.957	1:33.684	1:10.502	124.5
4	4:49.927	111.380	2:10.019	1:29.934	1:09.974	167.5
5	4:43.274	113.996	2:05.972	1:28.912	1:08.390	182.0
6	5:16.963	101.879	2:11.152	1:43.958	1:21.853	179.5
<i>Ideal</i>	<i>4:43.274</i>	<i>113.996</i>	<i>2:05.972</i>	<i>1:28.912</i>	<i>1:08.390</i>	<i>185.5</i>

32 **41 Aaron SPENCE**

STK Behind **20.026**

Best Time **4:43.467** Best Speed **113.918** On **5** Gp

Lap	Lap Time	Lap Speed	Sector 1	Sector 2	Sector 3	Speed Trap
1	5:41.926	92.967		1:31.235	1:11.564	199.8
2	4:47.761	112.218	2:07.487	1:29.347	1:10.927	196.3
3	4:54.291	109.728	2:08.717	1:33.455	1:12.119	197.5
4	5:01.882	106.969	2:13.098	1:34.998	1:13.786	178.1
5	4:43.467	113.918	2:05.245	1:28.198	1:10.024	195.2
6	5:41.876	94.455	2:15.919	1:55.511		175.8
<i>Ideal</i>	<i>4:43.467</i>	<i>113.918</i>	<i>2:05.245</i>	<i>1:28.198</i>	<i>1:10.024</i>	<i>199.8</i>

33 **14 Ilja CALJOUW**

STK Behind **21.082**

Best Time **4:44.523** Best Speed **113.495** On **5** Gp

Lap	Lap Time	Lap Speed	Sector 1	Sector 2	Sector 3	Speed Trap
1	6:14.071	84.979		1:31.950	1:11.387	187.6
2	4:49.209	111.656	2:07.172	1:31.111	1:10.926	188.6
3	4:54.062	109.814	2:09.509	1:33.829	1:10.724	170.0
4	4:52.636	110.349	2:10.415	1:31.520	1:10.701	181.0
5	4:44.523	113.495	2:05.759	1:29.257	1:09.507	187.6
6	5:25.127	99.321	2:11.080	1:54.118		180.0
<i>Ideal</i>	<i>4:44.523</i>	<i>113.495</i>	<i>2:05.759</i>	<i>1:29.257</i>	<i>1:09.507</i>	<i>188.6</i>

SUPERSTOCK

Q7: Second Qualifying

Thursday, 07 May 2026

DETAILED SECTOR ANALYSIS

Qualifying Classification

Position

34 234 Fedrik MATTHYS

STK Behind **21.670**

Best Time **4:45.111** Best Speed **113.261** On **2** Gp

Lap	Lap Time	Lap Speed	Sector 1	Sector 2	Sector 3	Speed Trap
1	5:34.831	94.937		1:30.439	1:10.473	177.7
2	4:45.111	113.261	2:05.938	1:30.423	1:08.750	192.4
3	4:53.302	110.098	2:05.003	1:32.266		174.4
<i>Ideal</i>	<i>4:44.176</i>	<i>113.634</i>	<i>2:05.003</i>	<i>1:30.423</i>	<i>1:08.750</i>	<i>192.4</i>

35 35 Mark HEWITT

STK Behind **23.562**

Best Time **4:47.003** Best Speed **112.515** On **2** Gp

Lap	Lap Time	Lap Speed	Sector 1	Sector 2	Sector 3	Speed Trap
1	8:13.071	64.469		1:39.004	1:11.368	196.9
2	4:47.003	112.515	2:06.258	1:30.975	1:09.770	194.0
3	4:51.419	110.810	2:07.377	1:30.859		181.5
<i>Ideal</i>	<i>4:46.887</i>	<i>112.560</i>	<i>2:06.258</i>	<i>1:30.859</i>	<i>1:09.770</i>	<i>196.9</i>

36 119 Kris DUNCAN

STK Behind **23.622**

Best Time **4:47.063** Best Speed **112.491** On **2** Gp

Lap	Lap Time	Lap Speed	Sector 1	Sector 2	Sector 3	Speed Trap
1	5:32.237	95.679		1:31.868	1:09.247	187.0
2	4:47.063	112.491	2:06.595	1:31.631	1:08.837	187.0
3	4:50.428	111.188	2:08.687	1:31.473	1:10.268	179.5
4	5:01.234	107.199	2:12.659	1:35.814	1:12.761	161.9
5	4:53.369	110.073	2:10.147	1:32.835	1:10.387	178.6
6	5:22.738	100.056	2:13.852	1:54.654	1:14.232	153.0
<i>Ideal</i>	<i>4:46.905</i>	<i>112.553</i>	<i>2:06.595</i>	<i>1:31.473</i>	<i>1:08.837</i>	<i>187.0</i>

37 88 Sean McTAGGART

STK Behind **23.767**

Best Time **4:47.208** Best Speed **112.434** On **2** Gp

Lap	Lap Time	Lap Speed	Sector 1	Sector 2	Sector 3	Speed Trap
1	5:31.550	95.877		1:29.988	1:09.984	182.5
2	4:47.208	112.434	2:06.933	1:30.949	1:09.326	181.5
3	4:50.484	111.166	2:06.757	1:32.999	1:10.728	182.5
4	4:54.151	109.780	2:10.125	1:32.099		172.6
<i>Ideal</i>	<i>4:46.071</i>	<i>112.881</i>	<i>2:06.757</i>	<i>1:29.988</i>	<i>1:09.326</i>	<i>182.5</i>

Qualifying Classification

Position

38 311 Florian ASTNER

STK Behind **25.767**

Best Time **4:49.208** Best Speed **111.657** On **2** Gp

Lap	Lap Time	Lap Speed	Sector 1	Sector 2	Sector 3	Speed Trap
1	6:35.734	80.327		1:34.069	1:09.653	174.4
2	4:49.208	111.657	2:07.289	1:31.566	1:10.353	179.1
3	4:58.442	108.202	2:10.229	1:34.993	1:13.220	178.1
<i>Ideal</i>	<i>4:48.508</i>	<i>111.928</i>	<i>2:07.289</i>	<i>1:31.566</i>	<i>1:09.653</i>	<i>179.1</i>

39 73 David BROOK

STK Behind **27.995**

Best Time **4:51.436** Best Speed **110.803** On **2** Gp

Lap	Lap Time	Lap Speed	Sector 1	Sector 2	Sector 3	Speed Trap
1	8:04.233	65.646		1:29.023	1:09.765	191.3
2	4:51.436	110.803	2:06.075	1:33.233	1:12.128	188.6
3	5:03.931	106.248	2:14.132	1:31.738	1:18.061	166.7
4	5:08.219	104.770	2:16.994	1:35.134	1:16.091	181.0
5	5:23.713	99.755	2:20.557	1:44.433	1:18.723	156.2
6	5:40.482	94.842	2:28.450	1:47.716		161.5
<i>Ideal</i>	<i>4:44.863</i>	<i>113.360</i>	<i>2:06.075</i>	<i>1:29.023</i>	<i>1:09.765</i>	<i>191.3</i>

40 8 Pontus RÖSTLINGER

STK Behind **29.718**

Best Time **4:53.159** Best Speed **110.152** On **2** Gp

Lap	Lap Time	Lap Speed	Sector 1	Sector 2	Sector 3	Speed Trap
1	5:59.189	88.499		1:30.718	1:11.604	191.3
2	4:53.159	110.152	2:07.919	1:33.223	1:12.017	184.0
3	4:56.795	108.802	2:10.033	1:34.756	1:12.006	184.0
4	4:54.862	109.516	2:09.831	1:32.738	1:12.293	184.5
5	4:53.747	109.931	2:08.536	1:31.293		186.5
<i>Ideal</i>	<i>4:50.241</i>	<i>111.259</i>	<i>2:07.919</i>	<i>1:30.718</i>	<i>1:11.604</i>	<i>191.3</i>

41 28 Darryl ANDERSON

STK Behind **30.204**

Best Time **4:53.645** Best Speed **109.970** On **2** Gp

Lap	Lap Time	Lap Speed	Sector 1	Sector 2	Sector 3	Speed Trap
1	17:07.079	30.950		1:32.637	1:11.650	173.1
2	4:53.645	109.970	2:10.057	1:32.017	1:11.571	181.0
3	4:58.136	108.313	2:09.686	1:35.262	1:13.188	183.5
4	5:34.947	96.409	2:22.163			159.9
<i>Ideal</i>	<i>4:53.274</i>	<i>110.109</i>	<i>2:09.686</i>	<i>1:32.017</i>	<i>1:11.571</i>	<i>183.5</i>

Qualifying Classification

Position

42 90 Craig KENNELLY

STK Behind 31.630

Best Time 4:55.071 Best Speed 109.438 On 2 Gp

Lap	Lap Time	Lap Speed	Sector 1	Sector 2	Sector 3	Speed Trap
1	6:16.554	84.418		1:33.953	1:12.169	183.5
2	4:55.071	109.438	2:11.691	1:32.258	1:11.122	176.7
3	4:56.135	109.045	2:09.713	1:32.658	1:13.764	186.0
4	4:58.042	108.347	2:12.355	1:33.437	1:12.250	182.0
5	4:55.824	109.160	2:10.114	1:34.444	1:11.266	186.5
6	5:34.447	96.553	2:15.834	1:54.819		184.5
<i>Ideal</i>	<i>4:53.093</i>	<i>110.177</i>	<i>2:09.713</i>	<i>1:32.258</i>	<i>1:11.122</i>	<i>186.5</i>

43 109 Neil KERNOHAN

STK Behind 33.810

Best Time 4:57.251 Best Speed 108.635 On 2 Gp

Lap	Lap Time	Lap Speed	Sector 1	Sector 2	Sector 3	Speed Trap
1	5:32.607	95.572		1:30.509	1:09.333	184.0
2	4:57.251	108.635	2:18.188	1:29.148	1:09.915	186.0
3	4:57.410	108.577	2:07.696	1:35.444		187.0
<i>Ideal</i>	<i>4:46.177</i>	<i>112.839</i>	<i>2:07.696</i>	<i>1:29.148</i>	<i>1:09.333</i>	<i>187.0</i>

44 34 Liam CHAWKE

STK Behind 35.168

Best Time 4:58.609 Best Speed 108.141 On 3 Gp

Lap	Lap Time	Lap Speed	Sector 1	Sector 2	Sector 3	Speed Trap
1	5:48.482	91.218		1:33.447	1:11.408	183.5
2	12:54.391	41.700	2:09.065	1:34.436	1:12.977	180.0
3	4:58.609	108.141	2:11.277	1:34.101	1:13.231	178.6
4	5:07.256	105.098	2:15.870	1:37.843	1:13.543	178.6
5	5:23.510	99.818	2:19.809	1:44.197	1:19.504	170.5
<i>Ideal</i>	<i>4:53.920</i>	<i>109.867</i>	<i>2:09.065</i>	<i>1:33.447</i>	<i>1:11.408</i>	<i>183.5</i>

Qualifying Classification

Position

45 121 Liam THORNTON

STK Behind 36.203

Best Time 4:59.644 Best Speed 107.768 On 4 Gp

Lap	Lap Time	Lap Speed	Sector 1	Sector 2	Sector 3	Speed Trap
1	6:58.263	76.000		1:36.246	1:13.059	172.2
2	5:04.554	106.030	2:14.113	1:38.384	1:12.057	167.1
3	6:42.117	80.305	3:48.526	1:40.667	1:12.924	120.9
4	4:59.644	107.768	2:12.019	1:35.047	1:12.578	169.2
5	5:28.538	98.290	2:23.233	1:45.606		127.3
<i>Ideal</i>	<i>4:59.123</i>	<i>107.956</i>	<i>2:12.019</i>	<i>1:35.047</i>	<i>1:12.057</i>	<i>172.2</i>

46 33 Kieran BROCKIE

STK Behind 39.608

Best Time 5:03.049 Best Speed 106.557 On 2 Gp

Lap	Lap Time	Lap Speed	Sector 1	Sector 2	Sector 3	Speed Trap
1	5:53.760	89.858		1:35.428	1:13.924	179.1
2	5:03.049	106.557	2:12.634	1:36.151	1:14.264	182.0
3	5:10.705	103.931	2:16.360	1:38.119	1:16.226	178.1
4	5:08.723	104.599	2:16.952	1:36.275	1:15.496	174.4
5	5:03.788	106.298	2:13.598	1:35.814	1:14.376	177.7
6	5:26.240	98.982	2:19.766	1:46.815	1:19.659	178.6
<i>Ideal</i>	<i>5:01.986</i>	<i>106.932</i>	<i>2:12.634</i>	<i>1:35.428</i>	<i>1:13.924</i>	<i>182.0</i>

Non Qualifiers

Position

65 Michael SWEENEY

STK Behind 5.627

Best Time 4:29.068 Best Speed 120.014 On 2 Gp

Lap	Lap Time	Lap Speed	Sector 1	Sector 2	Sector 3	Speed Trap
1	5:18.319	99.862		1:26.289	1:06.865	201.0
2	4:29.068	120.014	1:58.689	1:24.727	1:05.652	191.3
3	6:34.035	81.952	2:52.664	2:02.020		193.5
<i>Ideal</i>	<i>4:29.068</i>	<i>120.014</i>	<i>1:58.689</i>	<i>1:24.727</i>	<i>1:05.652</i>	<i>201.0</i>

SUPERSTOCK

Q7: Second Qualifying

Thursday, 07 May 2026

DETAILED SECTOR ANALYSIS

Non Qualifiers

Position

5 Kevin KEYES

STK Behind **12.588**

Best Time **4:36.029** Best Speed **116.988** On **2** Gp

Lap	Lap Time	Lap Speed	Sector 1	Sector 2	Sector 3	Speed Trap
1	5:14.954	100.929		1:25.936	1:06.476	185.0
2	4:36.029	116.988	2:02.866	1:26.836	1:06.327	176.3
3	6:14.993	86.114	2:43.868	2:03.700		187.6
4	15:03.368	35.746		1:55.402		122.0
<i>Ideal</i>	<i>4:35.129</i>	<i>117.370</i>	<i>2:02.866</i>	<i>1:25.936</i>	<i>1:06.327</i>	<i>187.6</i>

71 Phillip CROWE

STK Behind **17.148**

Best Time **4:40.589** Best Speed **115.086** On **2** Gp

Lap	Lap Time	Lap Speed	Sector 1	Sector 2	Sector 3	Speed Trap
1	6:49.086	77.705		1:30.068	1:08.041	184.0
2	4:40.589	115.086	2:04.220	1:29.118	1:07.251	182.5
<i>Ideal</i>	<i>4:40.589</i>	<i>115.086</i>	<i>2:04.220</i>	<i>1:29.118</i>	<i>1:07.251</i>	<i>184.0</i>

361 Ryan WHITEHALL

STK Behind **23.160**

Best Time **4:46.601** Best Speed **112.672** On **2** Gp

Lap	Lap Time	Lap Speed	Sector 1	Sector 2	Sector 3	Speed Trap
1	5:59.963	88.309		1:53.626	1:08.911	175.8
2	4:46.601	112.672	2:06.624	1:31.061	1:08.916	183.0
3	5:21.097	100.568	2:07.884	1:44.258		177.2
<i>Ideal</i>	<i>4:46.596</i>	<i>112.674</i>	<i>2:06.624</i>	<i>1:31.061</i>	<i>1:08.911</i>	<i>183.0</i>

46 Rhys HARDISTY

STK Behind **23.246**

Best Time **4:46.687** Best Speed **112.639** On **2** Gp

Lap	Lap Time	Lap Speed	Sector 1	Sector 2	Sector 3	Speed Trap
1	6:51.195	77.306		1:32.758	1:11.876	195.2
2	4:46.687	112.639	2:05.974	1:29.920	1:10.793	194.0
3	5:21.473	100.450	2:27.570	1:36.200		125.4
<i>Ideal</i>	<i>4:46.687</i>	<i>112.639</i>	<i>2:05.974</i>	<i>1:29.920</i>	<i>1:10.793</i>	<i>195.2</i>

Non Qualifiers

Position

53 Wayne BOURGEOIS

STK Behind **26.669**

Best Time **4:50.110** Best Speed **111.310** On **2** Gp

Lap	Lap Time	Lap Speed	Sector 1	Sector 2	Sector 3	Speed Trap
1	6:48.855	77.749		1:32.519	1:11.737	191.8
2	4:50.110	111.310	2:09.629	1:30.552	1:09.929	188.6
3	5:22.646	100.085	2:27.261	1:36.878		112.8
<i>Ideal</i>	<i>4:50.110</i>	<i>111.310</i>	<i>2:09.629</i>	<i>1:30.552</i>	<i>1:09.929</i>	<i>191.8</i>

80 Barry FURBER

STK Behind **28.170**

Best Time **4:51.611** Best Speed **110.737** On **2** Gp

Lap	Lap Time	Lap Speed	Sector 1	Sector 2	Sector 3	Speed Trap
1	19:38.427	26.975		1:32.575	1:12.734	182.5
2	4:51.611	110.737	2:09.762	1:31.180	1:10.669	174.9
3	5:22.143	100.241	2:11.890	1:49.919	1:20.334	180.5
4	5:41.909	94.446	2:21.090	1:52.042	1:28.777	182.0
<i>Ideal</i>	<i>4:51.611</i>	<i>110.737</i>	<i>2:09.762</i>	<i>1:31.180</i>	<i>1:10.669</i>	<i>182.5</i>

85 Olivier LUPBERGER

STK Behind **34.787**

Best Time **4:58.228** Best Speed **108.280** On **2** Gp

Lap	Lap Time	Lap Speed	Sector 1	Sector 2	Sector 3	Speed Trap
1	6:13.730	85.056		1:35.729	1:12.528	179.1
2	4:58.228	108.280	2:12.412	1:33.313	1:12.503	179.5
3	5:14.447	102.695	2:17.528	1:38.780		156.2
4	9:46.880	55.023		1:35.333	1:12.422	169.6
5	5:25.659	99.159	2:16.998	1:46.571	1:22.090	176.7
<i>Ideal</i>	<i>4:58.147</i>	<i>108.309</i>	<i>2:12.412</i>	<i>1:33.313</i>	<i>1:12.422</i>	<i>179.5</i>

139 Dermot CLEARY

STK Behind **36.476**

Best Time **4:59.917** Best Speed **107.670** On **2** Gp

Lap	Lap Time	Lap Speed	Sector 1	Sector 2	Sector 3	Speed Trap
1	6:53.568	76.863		1:33.149	1:14.653	188.1
2	4:59.917	107.670	2:11.127	1:33.997	1:14.793	186.5
3	5:14.392	102.713	2:21.977	1:35.616		146.4
<i>Ideal</i>	<i>4:58.929</i>	<i>108.026</i>	<i>2:11.127</i>	<i>1:33.149</i>	<i>1:14.653</i>	<i>188.1</i>

Non Qualifiers

Position

87 Emil KRCHNAVY

STK Behind **36.719**

Best Time **5:00.160** Best Speed **107.583** On **2** Gp

Lap	Lap Time	Lap Speed	Sector 1	Sector 2	Sector 3	Speed Trap
1	6:29.337	81.646		1:37.475	1:13.556	179.1
2	5:00.160	107.583	2:13.326	1:35.499	1:11.335	177.7
3	5:34.610	96.506	2:41.311	1:39.096	1:14.203	79.4
4	5:55.111	90.935	2:19.109	2:22.912	1:13.090	139.4
5	5:25.537	99.196	2:21.942	1:45.403		136.0
<i>Ideal</i>	<i>5:00.160</i>	<i>107.583</i>	<i>2:13.326</i>	<i>1:35.499</i>	<i>1:11.335</i>	<i>179.1</i>

32 Martin MORRIS

STK Behind **46.096**

Best Time **5:09.537** Best Speed **104.324** On **2** Gp

Lap	Lap Time	Lap Speed	Sector 1	Sector 2	Sector 3	Speed Trap
1	6:15.256	84.710		1:35.717	1:13.184	169.2
2	5:09.537	104.324	2:14.105	1:39.055	1:16.377	156.2
3	8:23.732	64.106	5:21.708	1:40.791		98.0
<i>Ideal</i>	<i>5:03.006</i>	<i>106.572</i>	<i>2:14.105</i>	<i>1:35.717</i>	<i>1:13.184</i>	<i>169.2</i>

43 Stephen DEGNAN

STK Behind **49.239**

Best Time **5:12.680** Best Speed **103.275** On **2** Gp

Lap	Lap Time	Lap Speed	Sector 1	Sector 2	Sector 3	Speed Trap
1	6:11.536	85.558		1:39.192	1:17.599	164.6
2	5:12.680	103.275	2:17.213	1:37.386	1:18.081	170.9
3	5:35.216	96.332	2:36.121	1:39.261	1:19.834	119.6
<i>Ideal</i>	<i>5:12.198</i>	<i>103.434</i>	<i>2:17.213</i>	<i>1:37.386</i>	<i>1:17.599</i>	<i>170.9</i>

55 Leon JEACOCK

STK Behind **53.474**

Best Time **5:16.915** Best Speed **101.895** On **2** Gp

Lap	Lap Time	Lap Speed	Sector 1	Sector 2	Sector 3	Speed Trap
1	22:53.512	23.144		1:33.280	1:17.023	165.8
2	5:16.915	101.895	2:15.644	1:46.761	1:14.510	167.5
<i>Ideal</i>	<i>5:03.434</i>	<i>106.422</i>	<i>2:15.644</i>	<i>1:33.280</i>	<i>1:14.510</i>	<i>167.5</i>

Non Qualifiers

Position

60 Peter HICKMAN

STK Behind **1:31.027**

Best Time **5:54.468** Best Speed **91.100** On **3** Gp

Lap	Lap Time	Lap Speed	Sector 1	Sector 2	Sector 3	Speed Trap
1	9:40.645	54.746		1:28.060		189.7
2	15:58.630	33.686		1:26.951	1:04.456	188.1
3	5:54.468	91.100	2:25.613	2:05.077		167.1
<i>Ideal</i>	<i>4:57.020</i>	<i>108.720</i>	<i>2:25.613</i>	<i>1:26.951</i>	<i>1:04.456</i>	<i>189.7</i>

37 Barry BURRELL

STK Behind **1:32.133**

Best Time **5:55.574** Best Speed **90.817** On **2** Gp

Lap	Lap Time	Lap Speed	Sector 1	Sector 2	Sector 3	Speed Trap
1	9:08.544	57.950		1:26.995	1:09.584	191.8
2	5:55.574	90.817	2:56.704	1:42.821		172.2
<i>Ideal</i>	<i>5:33.283</i>	<i>96.891</i>	<i>2:56.704</i>	<i>1:26.995</i>	<i>1:09.584</i>	<i>191.8</i>

69 Darragh TRAPPE

STK Behind **6:14.283**

Best Time **10:37.724** Best Speed **50.636** On **1** Gp

Lap	Lap Time	Lap Speed	Sector 1	Sector 2	Sector 3	Speed Trap
1	10:37.724	49.846		2:12.026		159.2
<i>Ideal</i>	<i>0.000</i>	<i>0.000</i>		<i>2:12.026</i>		<i>159.2</i>

BRIGGS EQUIPMENT NORTH WEST 200

SUPERSTOCK

Q7: Second Qualifying

SECTOR ANALYSIS

Perfect Lap (sum of best sectors) = 4:22.205



SECTOR 1			SECTOR 2		SECTOR 3		IDEAL / BEST								
FINISH - BALLYALLY			BALLYALLY - METROPOLE		METROPOLE - FINISH		COMPARISON								
Pos	No	Name	Time	No	Name	Time	Pos	No	Name	Ideal Time	Best Time	Diff			
1	47	Richard COOPER	1:55.952	6	Michael DUNLOP	1:22.505	3	Dean HARRISON	1:03.748	1	6	Michael DUNLOP	4:23.441	4:23.441	0.000
2	6	Michael DUNLOP	1:56.977	47	Richard COOPER	1:22.970	6	Michael DUNLOP	1:03.959	2	47	Richard COOPER	4:23.413	4:23.845	0.432
3	3	Dean HARRISON	1:57.498	3	Dean HARRISON	1:23.092	60	Peter HICKMAN	1:04.456	3	3	Dean HARRISON	4:24.338	4:24.338	0.000
4	25	Josh BROOKES	1:57.897	25	Josh BROOKES	1:23.272	47	Richard COOPER	1:04.491	4	79	Storm STACEY	4:26.800	4:27.721	0.921
5	79	Storm STACEY	1:57.943	79	Storm STACEY	1:24.302	79	Storm STACEY	1:04.555	5	25	Josh BROOKES	4:26.033	4:28.612	2.579
6	12	Ian HUTCHINSON	1:58.444	12	Ian HUTCHINSON	1:24.553	22	Paul JORDAN	1:04.561	6	22	Paul JORDAN	4:28.785	4:28.785	0.000
7	65	Michael SWEENEY	1:58.689	65	Michael SWEENEY	1:24.727	12	Ian HUTCHINSON	1:04.814	7	65	Michael SWEENEY	4:29.068	4:29.068	0.000
8	22	Paul JORDAN	1:59.230	20	Carl PHILLIPS	1:24.899	25	Josh BROOKES	1:04.864	8	12	Ian HUTCHINSON	4:27.811	4:30.148	2.337
9	20	Carl PHILLIPS	1:59.325	22	Paul JORDAN	1:24.994	96	Dominic HERBERTSON	1:05.069	9	96	Dominic HERBERTSON	4:30.283	4:30.283	0.000
10	96	Dominic HERBERTSON	1:59.504	1	John McGUINNESS	1:25.156	29	David JOHNSON	1:05.470	10	1	John McGUINNESS	4:30.386	4:30.386	0.000
11	1	John McGUINNESS	1:59.649	29	David JOHNSON	1:25.549	1	John McGUINNESS	1:05.581	11	20	Carl PHILLIPS	4:30.583	4:30.608	0.025
12	59	Darryl TWEED	2:00.201	9	Erno KOSTAMO	1:25.573	16	Mike BROWNE	1:05.627	12	59	Darryl TWEED	4:31.817	4:32.261	0.444
13	9	Erno KOSTAMO	2:00.308	59	Darryl TWEED	1:25.626	65	Michael SWEENEY	1:05.652	13	29	David JOHNSON	4:32.261	4:32.261	0.000
14	13	Gary McCOY	2:00.429	13	Gary McCOY	1:25.640	92	Mitch REES	1:05.816	14	13	Gary McCOY	4:33.060	4:33.060	0.000
15	16	Mike BROWNE	2:00.822	96	Dominic HERBERTSON	1:25.710	59	Darryl TWEED	1:05.990	15	92	Mitch REES	4:33.650	4:33.650	0.000
16	23	Marcus SIMPSON	2:01.206	5	Kevin KEYES	1:25.936	5	Kevin KEYES	1:06.327	16	16	Mike BROWNE	4:32.400	4:34.009	1.609
17	42	Jonathan PERRY	2:01.221	16	Mike BROWNE	1:25.951	40	Maurizio BOTTALICO	1:06.332	17	15	Sam WEST	4:34.076	4:34.076	0.000
18	92	Mitch REES	2:01.238	23	Marcus SIMPSON	1:26.058	15	Sam WEST	1:06.337	18	174	Laurent HOFFMANN	4:35.062	4:35.062	0.000
19	29	David JOHNSON	2:01.242	17	Michael EVANS	1:26.224	10	James CHAWKE	1:06.355	19	23	Marcus SIMPSON	4:33.829	4:35.125	1.296
20	174	Laurent HOFFMANN	2:01.278	15	Sam WEST	1:26.354	20	Carl PHILLIPS	1:06.359	20	40	Maurizio BOTTALICO	4:35.236	4:35.835	0.599
21	15	Sam WEST	2:01.385	40	Maurizio BOTTALICO	1:26.499	23	Marcus SIMPSON	1:06.565	21	5	Kevin KEYES	4:35.129	4:36.029	0.900
22	44	Rob HODSON	2:02.147	92	Mitch REES	1:26.596	9	Erno KOSTAMO	1:06.607	22	42	Jonathan PERRY	4:36.280	4:36.287	0.007
23	91	Julian TRUMMER	2:02.229	60	Peter HICKMAN	1:26.951	174	Laurent HOFFMANN	1:06.616	23	30	Eddy FERRE	4:37.443	4:37.443	0.000
24	30	Eddy FERRE	2:02.291	37	Barry BURRELL	1:26.995	13	Gary McCOY	1:06.991	24	91	Julian TRUMMER	4:37.680	4:37.788	0.108
25	134	Don GILBERT	2:02.353	174	Laurent HOFFMANN	1:27.168	42	Jonathan PERRY	1:07.210	25	10	James CHAWKE	4:37.826	4:37.826	0.000
26	40	Maurizio BOTTALICO	2:02.405	54	Franco BOURNE	1:27.420	71	Phillip CROWE	1:07.251	26	54	Franco BOURNE	4:38.202	4:38.202	0.000
27	54	Franco BOURNE	2:02.857	42	Jonathan PERRY	1:27.849	30	Eddy FERRE	1:07.267	27	134	Don GILBERT	4:39.607	4:39.607	0.000
28	5	Kevin KEYES	2:02.866	30	Eddy FERRE	1:27.885	91	Julian TRUMMER	1:07.526	28	9	Erno KOSTAMO	4:32.488	4:39.897	7.409
29	10	James CHAWKE	2:02.987	91	Julian TRUMMER	1:27.925	212	Dean McMASTER	1:07.759	29	71	Phillip CROWE	4:40.589	4:40.589	0.000
30	212	Dean McMASTER	2:03.588	41	Aaron SPENCE	1:28.198	17	Michael EVANS	1:07.852	30	212	Dean McMASTER	4:40.776	4:41.276	0.500
31	71	Phillip CROWE	2:04.220	10	James CHAWKE	1:28.484	54	Franco BOURNE	1:07.925	31	44	Rob HODSON	4:39.561	4:42.385	2.824
32	21	Marty LENNON	2:04.401	44	Rob HODSON	1:28.666	134	Don GILBERT	1:08.038	32	21	Marty LENNON	4:42.710	4:42.710	0.000
33	234	Fedrik MATTHYS	2:05.003	11	Amalric BLANC	1:28.912	11	Amalric BLANC	1:08.390	33	17	Michael EVANS	4:39.817	4:42.825	3.008
34	41	Aaron SPENCE	2:05.245	73	David BROOK	1:29.023	21	Marty LENNON	1:08.496	34	11	Amalric BLANC	4:43.274	4:43.274	0.000
35	17	Michael EVANS	2:05.741	71	Phillip CROWE	1:29.118	44	Rob HODSON	1:08.748	35	41	Aaron SPENCE	4:43.467	4:43.467	0.000
36	14	Ilja CALJOUW	2:05.759	109	Neil KERNOHAN	1:29.148	234	Fedrik MATTHYS	1:08.750	36	14	Ilja CALJOUW	4:44.523	4:44.523	0.000
37	11	Amalric BLANC	2:05.972	134	Don GILBERT	1:29.216	119	Kris DUNCAN	1:08.837	37	234	Fedrik MATTHYS	4:44.176	4:45.111	0.935
38	46	Rhys HARDISTY	2:05.974	14	Ilja CALJOUW	1:29.257	361	Ryan WHITEHALL	1:08.911	38	361	Ryan WHITEHALL	4:46.596	4:46.601	0.005
39	73	David BROOK	2:06.075	212	Dean McMASTER	1:29.429	88	Sean McTAGGART	1:09.326	39	46	Rhys HARDISTY	4:46.687	4:46.687	0.000
40	35	Mark HEWITT	2:06.258	21	Marty LENNON	1:29.813	109	Neil KERNOHAN	1:09.333	40	35	Mark HEWITT	4:46.887	4:47.003	0.116
41	119	Kris DUNCAN	2:06.595	46	Rhys HARDISTY	1:29.920	14	Ilja CALJOUW	1:09.507	41	119	Kris DUNCAN	4:46.905	4:47.063	0.158
42	361	Ryan WHITEHALL	2:06.624	88	Sean McTAGGART	1:29.988	37	Barry BURRELL	1:09.584	42	88	Sean McTAGGART	4:46.071	4:47.208	1.137
43	88	Sean McTAGGART	2:06.757	234	Fedrik MATTHYS	1:30.423	311	Florian ASTNER	1:09.653	43	311	Florian ASTNER	4:48.508	4:49.208	0.700
44	311	Florian ASTNER	2:07.289	53	Wayne BOURGEOIS	1:30.552	73	David BROOK	1:09.765	44	53	Wayne BOURGEOIS	4:50.110	4:50.110	0.000
45	109	Neil KERNOHAN	2:07.696	8	Pontus R JüstLINGER	1:30.718	35	Mark HEWITT	1:09.770	45	73	David BROOK	4:44.863	4:51.436	6.573
46	8	Pontus R JüstLINGER	2:07.919	35	Mark HEWITT	1:30.859	53	Wayne BOURGEOIS	1:09.929	46	80	Barry FURBER	4:51.611	4:51.611	0.000
47	34	Liam CHAWKE	2:09.065	361	Ryan WHITEHALL	1:31.061	41	Aaron SPENCE	1:10.024	47	8	Pontus R JüstLINGER	4:50.241	4:53.159	2.918
48	53	Wayne BOURGEOIS	2:09.629	80	Barry FURBER	1:31.180	80	Barry FURBER	1:10.669	48	28	Darryl ANDERSON	4:53.274	4:53.645	0.371
49	28	Darryl ANDERSON	2:09.686	119	Kris DUNCAN	1:31.473	46	Rhys HARDISTY	1:10.793	49	90	Craig KENNELLY	4:53.093	4:55.071	1.978
50	90	Craig KENNELLY	2:09.713	311	Florian ASTNER	1:31.566	90	Craig KENNELLY	1:11.122	50	109	Neil KERNOHAN	4:46.177	4:57.251	11.074
51	80	Barry FURBER	2:09.762	28	Darryl ANDERSON	1:32.017	87	Emil KRCHNAVY	1:11.335	51	85	Olivier LUPBERGER	4:58.147	4:58.228	0.081
52	139	Dermot CLEARY	2:11.127	90	Craig KENNELLY	1:32.258	34	Liam CHAWKE	1:11.408	52	34	Liam CHAWKE	4:53.920	4:58.609	4.689
53	121	Liam THORNTON	2:12.019	139	Dermot CLEARY	1:33.149	28	Darryl ANDERSON	1:11.571	53	121	Liam THORNTON	4:59.123	4:59.644	0.521
54	85	Olivier LUPBERGER	2:12.412	55	Leon JEACOCK	1:33.280	8	Pontus R JüstLINGER	1:11.604	54	139	Dermot CLEARY	4:58.929	4:59.917	0.988
55	33	Kieran BROCKIE	2:12.634	85	Olivier LUPBERGER	1:33.313	121	Liam THORNTON	1:12.057	55	87	Emil KRCHNAVY	5:00.160	5:00.160	0.000



BRIGGS EQUIPMENT NORTH WEST 200

SUPERSTOCK

Q7: Second Qualifying

SECTOR ANALYSIS

Perfect Lap (sum of best sectors) = **4:22.205**



56	87 Emil KRCHNAVY	2:13.326	34 Liam CHAWKE	1:33.447	85 Olivier LUPBERGER	1:12.422	56	33 Kieran BROCKIE	5:01.986	5:03.049	1.063
57	32 Martin MORRIS	2:14.105	121 Liam THORNTON	1:35.047	32 Martin MORRIS	1:13.184	57	32 Martin MORRIS	5:03.006	5:09.537	6.531
58	55 Leon JEACOCK	2:15.644	33 Kieran BROCKIE	1:35.428	33 Kieran BROCKIE	1:13.924	58	43 Stephen DEGNAN	5:12.198	5:12.680	0.482
59	43 Stephen DEGNAN	2:17.213	87 Emil KRCHNAVY	1:35.499	55 Leon JEACOCK	1:14.510	59	55 Leon JEACOCK	5:03.434	5:16.915	13.481
60	60 Peter HICKMAN	2:25.613	32 Martin MORRIS	1:35.717	139 Dermot CLEARY	1:14.653	60	60 Peter HICKMAN	4:57.020	5:54.468	57.448
61	37 Barry BURRELL	2:56.704	43 Stephen DEGNAN	1:37.386	43 Stephen DEGNAN	1:17.599	61	37 Barry BURRELL	5:33.283	5:55.574	22.291
			69 Darragh TRAPPE	2:12.026							



BRIGGS EQUIPMENT NORTH WEST 200

SUPERSTOCK

Q7: Second Qualifying

Thursday, 07 May 2026



NW200

SPEED TRAP ON APPROACH TO UNIVERSITY

Class	No/Name	Fastest	Lap 1	Lap 2	Lap 3	Lap 4	Lap 5	Lap 6	Lap 7	Lap 8	Lap 9	Lap 10	Lap 11	Lap 12
STK	3 Dean HARRISON	203.4	203.4	202.8	201.6	160.7								
STK	25 Josh BROOKES	202.8	198.0	192.4	202.8	199.8	198.6							
STK	6 Michael DUNLOP	202.2	202.2	199.8	163.0	200.4	200.4							
STK	79 Storm STACEY	201.6	201.6	190.7	200.4	196.3	196.3	196.9						
STK	65 Michael SWEENEY	201.0	201.0	191.3	193.5									
STK	47 Richard COOPER	201.0	198.6	201.0	196.3	176.3	196.9							
STK	12 Ian HUTCHINSON	200.4	195.2	195.7	200.4	191.8	191.8							
STK	41 Aaron SPENCE	199.8	199.8	196.3	197.5	178.1	195.2	175.8						
STK	59 Darryl TWEED	199.2	183.0	199.2	182.0	195.2	194.6	160.3						
STK	13 Gary McCOY	199.2	195.7	199.2	197.5									
STK	17 Michael EVANS	198.6	198.6	191.8	174.4	195.7	180.0							
STK	1 John McGUINNESS	198.0	198.0	196.9	195.7	194.0	172.2							
STK	16 Mike BROWNE	197.5	191.3	197.5	142.0									
STK	9 Erno KOSTAMO	196.9	196.9	191.8	182.0	141.2								
STK	44 Rob HODSON	196.9	186.5	196.9	193.5	187.6	190.7	161.5						
STK	10 James CHAWKE	196.9	195.2	196.9	190.2	190.7	190.2	172.6						
STK	35 Mark HEWITT	196.9	196.9	194.0	181.5									
STK	22 Paul JORDAN	196.3	188.6	194.6	196.3	161.5	184.5							
STK	91 Julian TRUMMER	196.3	196.3	192.9	190.7	189.1	188.6	188.1						
STK	20 Carl PHILLIPS	195.7	186.0	195.7	190.2									
STK	174 Laurent HOFFMANN	195.2	181.0	195.2	184.5	184.0	186.0	170.9						
STK	46 Rhys HARDISTY	195.2	195.2	194.0	125.4									
STK	42 Jonathan PERRY	195.2	195.2	187.0	188.1									
STK	15 Sam WEST	194.6	183.0	194.0	194.6	175.3	188.6	182.5	156.6					
STK	54 Franco BOURNE	194.6	182.5	194.6	178.1									
STK	30 Eddy FERRE	193.5	179.5	190.2	192.4	193.5	190.7	188.6						
STK	23 Marcus SIMPSON	193.5	191.8	193.5	134.7	189.1	190.2	189.7						
STK	29 David JOHNSON	192.9	192.9	187.6	188.6	146.4								
STK	92 Mitch REES	192.9	188.6	192.9	111.8									
STK	40 Maurizio BOTTALICO	192.4	180.0	180.0	192.4	189.7	192.4	140.6						
STK	234 Fedrik MATTHYS	192.4	177.7	192.4	174.4									
STK	37 Barry BURRELL	191.8	191.8	172.2										
STK	53 Wayne BOURGEAIS	191.8	191.8	188.6	112.8									
STK	96 Dominic HERBERTSON	191.8	191.8	191.3	179.1									
STK	73 David BROOK	191.3	191.3	188.6	166.7	181.0	156.2	161.5						
STK	8 Pontus RÖSTLINGER	191.3	191.3	184.0	184.0	184.5	186.5							
STK	134 Don GILBERT	190.2	187.0	190.2	165.8									
STK	60 Peter HICKMAN	189.7	189.7	188.1	167.1									
STK	212 Dean McMASTER	189.1	187.0	187.0	189.1									
STK	14 Ilja CALJOUW	188.6	187.6	188.6	170.0	181.0	187.6	180.0						
STK	139 Dermot CLEARY	188.1	188.1	186.5	146.4									
STK	5 Kevin KEYES	187.6	185.0	176.3	187.6	122.0								
STK	119 Kris DUNCAN	187.0	187.0	187.0	179.5	161.9	178.6	153.0						
STK	21 Marty LENNON	187.0	186.0	187.0	179.1									
STK	109 Neil KERNOHAN	187.0	184.0	186.0	187.0									
STK	90 Craig KENNELLY	186.5	183.5	176.7	186.0	182.0	186.5	184.5						
STK	11 Amalric BLANC	185.5	185.0	185.5	124.5	167.5	182.0	179.5						
STK	71 Phillip CROWE	184.0	184.0	182.5										
STK	34 Liam CHAWKE	183.5	183.5	180.0	178.6	178.6	170.5							
STK	28 Darryl ANDERSON	183.5	173.1	181.0	183.5	159.9								
STK	361 Ryan WHITEHALL	183.0	175.8	183.0	177.2									



BRIGGS EQUIPMENT NORTH WEST 200

SUPERSTOCK

Q7: Second Qualifying

Thursday, 07 May 2026



NW200

SPEED TRAP ON APPROACH TO UNIVERSITY

Class	No/Name	Fastest	Lap 1	Lap 2	Lap 3	Lap 4	Lap 5	Lap 6	Lap 7	Lap 8	Lap 9	Lap 10	Lap 11	Lap 12
STK	88 Sean McTAGGART	182.5	182.5	181.5	182.5	172.6								
STK	80 Barry FURBER	182.5	182.5	174.9	180.5	182.0								
STK	33 Kieran BROCKIE	182.0	179.1	182.0	178.1	174.4	177.7	178.6						
STK	85 Olivier LUPBERGER	179.5	179.1	179.5	156.2	169.6	176.7							
STK	311 Florian ASTNER	179.1	174.4	179.1	178.1									
STK	87 Emil KRCHNAVY	179.1	179.1	177.7	79.4	139.4	136.0							
STK	121 Liam THORNTON	172.2	172.2	167.1	120.9	169.2	127.3							
STK	43 Stephen DEGNAN	170.9	164.6	170.9	119.6									
STK	32 Martin MORRIS	169.2	169.2	156.2	98.0									
STK	55 Leon JEACOCK	167.5	165.8	167.5										
STK	69 Darragh TRAPPE	159.2	159.2											